

# CAL STATE FULLERTON

1998-99

*basketball*





# QUICK FACTS

**Location:** .. Fullerton, CA 92834    **Enrollment:** ..... 24,000  
**Nickname:** ..... Titans    **Colors:** .. Navy, Orange & White  
**Conference:** ..... Big West    **Arena:** ..... Titan Gym (3,500)

**President:** Dr. Milton A. Gordon ..... (714) 278-3456  
**Faculty Athletics Representative:** Dr. Lee Gilbert ..... 278-2024  
**Director of Athletics:** John Easterbrook ..... 278-3058  
**Senior Assoc. AD/SWA:** Dr. Maryalyce Jeremiah ..... 278-3058  
**Assoc. AD/Sports Complex:** Ron Bond ..... 278-3337  
**Assoc. AD/Media Relations:** Mel Franks ..... 278-3970  
**Equipment Manager:** Cliff Hatter ..... 278-3429  
**Head Athletic Trainer:** Julie Max ..... 278-2219  
**Asst. AD/Academic Services:** Christine McCarthy ..... 278-3057  
**Ticket Manager:** tba ..... 278-CSUF  
**Basketball Office:** ..... 278-3711    **Basketball FAX:** ..... 278-7619

**Head Basketball Coach:** Bob Hawking (CSU Northridge '71)  
 38-70 in four years at Cal State Fullerton and career  
**Assistant Coach:** Todd Johnson (Oklahoma '91)  
**Assistant Coach:** Bob Thornton (UC Irvine '98)  
**Administrative Asst.:** John Pohlen (Long Beach State '76)  
**Managers:** Hai Pham  
**1997-98 Record:** 12-16, 6-10, (T3rd West) in Big West Conference  
**Returning Starters:** 2 (Richardson, Harmon/Cunningham shared)  
**Starters Lost:** 3 (Dade, St. Clair, Whitehead)  
**Returning Lettermen:** 5  
 (Caldwell, Cunningham, Harmon, Jarrett, Richardson)  
**Lettermen Lost:** 7  
 (Dade, Plock, Sanders, St. Clair, Tyson, Whitehead, Wright)  
**Roster Breakdown:**  
 Seniors: 2    Juniors: 4    Sophomores: 1    Freshmen: 6

## Media Information

**PRESS ROOM:** Room 162 in the eastern wing of the gymnasium serves as the press room for Titan basketball. Five telephone lines are available -- two at all times and three after the conclusion of radio post-game shows.

**PRESS TABLES:** Primary beat reporters, scouts and broadcasters will be located on the north side of the playing floor opposite the scorer's table.

**GAME SUMMARY PACKETS:** Booklets consisting of computer generated halftime and final boxes and manually-typed play-by-play summaries will be collated and distributed in Room 162.

**PRESS/PHOTO CREDENTIALS:** Will be issued on a per game basis only. Requests should be made as far in advance as possible. "Visiting" media may make their requests through their respective "home" SIDs. Photo credentials must be worn in plain sight at all times. Photographers may shoot only from the designated areas behind both baselines.

**PARKING:** Parking is available by:

- Using Lot A at State College and Yorba Linda Blvd. or Lot B off State College Blvd. and paying \$1.50 (Monday thru Thursday only; free on Friday nights and weekends) upon entry for a daily permit, or;
- Obtaining a complimentary pass upon presentation of news credential to the Visitors Information Booth located on the south side of campus, northwest of the corner of Commonwealth and Nutwood Avenues.

**BROADCAST SPACE:** One "table" is allocated to each team's designated commercial radio station. Each position handles three persons comfortably. Two complimentary lines are available in most cases.

**TELEPHONES:** There is one telephone at the press table -- (714) 278-3970 -- which must be kept free for messages, out-of-town scores, etc. Additional telephones CANNOT be installed at the press table due to the physical limitations of the building. Please call if you have special telephone needs.

**LOCKER ROOMS:** Are located off the hallway on the north side of the playing floor. Bob Hawking will conduct his post-game interviews in the equipment manager's office just outside the Fullerton players' locker room, which is **CLOSED** to the media. Players will be brought to the office area upon request after a reasonable cooling-off period.

**FAX on DEMAND:** Fullerton's releases, statistics and most recent box scores are available by calling (800) 300-2050. The Big West Conference is 292#. Fullerton's codes are 1220 for the release, 1222 for cumulative statistics and 1223 for the most recent box score.

## NEWSPAPERS

DAILY TITAN, Box 2040, CSUF, Fullerton 92634-9480 ..... (714) 278-3149  
 Kerry Murray, sports editor ..... Fax: (714) 278-4473  
 L.A. TIMES (O.C.), 1375 Sunflower Ave., Costa Mesa 92626 .. (714) 966-5904  
 Keith Thursby, editor; Lon Eubanks (beat) ..... Fax: (714) 966-5663  
 L.A. TIMES, Times Mirror Square, Los Angeles 90053 ..... (213) 237-7145  
 Bill Dwyre, editor; ..... Fax: (213) 237-7876  
 THE REGISTER, 625 N. Grand Ave., Santa Ana, 92701 ..... (714) 953-7804  
 Marsha Bosley/Greg Gibson, editors; ..... Fax: (714) 565-6765  
 Frank Burlison, basketball guru; Larry Bortstein (beat)  
 PRESS TELEGRAM, 604 Pine Ave., Long Beach, 90844 ..... (562) 435-1161  
 Jeff Parenti, editor; Gordon Verrell, (beat) ..... Fax: (562) 437-8914  
 USA TODAY, 10877 Wilshire Blvd., #406, L.A., 90024 ..... (310) 443-8900  
 David Leon Moore ..... Fax: (703) 276-6599

## RADIO

KFWB, 6230 Yucca St., Los Hollywood, 90028 ..... (213) 462-6870  
 Rod Van Hook and Randy Kerdoon ..... Fax: (213) 871-4670  
 KNX, 6121 Sunset Blvd., Los Angeles, 90028 ..... (213) 460-3562  
 Fred Gallagher and Ronnie Bradford ..... Fax: (213) 460-3275  
 XTRA, 4891 Pacific Hwy., San Diego 92110 .. (619) 291-9191 Fax: (619) 291-6397

## TELEVISION


KABC Ch. 7, 4151 Prospect Ave., L.A. 90027 ..... (310) 557-4701  
 Tom Weir, director; Stan Radford, producer ..... Fax: (310) 557-3360  
 KCAL Ch. 9, 5515 Melrose Ave., Los Angeles, 90038 ..... (213) 960-3848  
 Deborah Vogel, producer ..... Fax: (213) 464-2526  
 KCBS Ch. 2, 6121 Sunset Blvd., Los Angeles, 90028 ..... (213) 460-3252  
 Jim Hill, director ..... Fax: (213) 460-3337  
 KCOP (UPN) Ch. 13, 915 N. La Brea Ave., L.A., 90038 ... (213) 850-2222 ext6  
 Newy Scruggs, director ..... Fax: (213) 850-1265  
 KNBC Ch. 4, 3000 W. Alameda Ave., Burbank, CA 91523 ..... (818) 840-4237  
 Fred Roggin, director; Mike Cunningham, producer ..... Fax: (818) 840-3535  
 KTLA (WB) Ch. 5, 5800 Sunset Blvd., L.A., CA 90028 . (213) 460-5907/ext3826  
 Ed Arnold and Tony Hernandez ..... Fax: (213) 460-5333  
 KTTV (Fox) Ch. 11, 5746 Sunset Blvd., L.A., CA 90028 ..... (310) 584-2030  
 Rick Meiquardt, producer (x2262) ..... Fax: (310) 584-2450  
 O.C. NEWSCHANNEL, 625 N. Grand Ave., Santa Ana, 92701 (714) 565-3859  
 Eric Geller, Ken Rudolph, Brent Weber ..... Fax: (714) 565-3869  
 FOX SPORTS WEST PRESS BOX ..... (310) 286-3800

## WIRE SERVICES

A.P., 221 S. Figueroa, #300, L.A. 90012 .. (213) 626-1200 Fax: (213) 346-0200  
 U.P.I., 316 W. 2nd St., L.A. 90015 ..... (213) 620-1230 Fax: (213) 620-1237  
 SPORTSTICKER ..... (800) 367-8935 Fax: (800) 336-0383



# TABLE OF CONTENTS



**1998-99**

## **CAL STATE FULLERTON BASKETBALL MEDIA GUIDE**

Published Nov. 3, 1998  
Printed by Dumont Printing, Fresno, CA

Photography -- Back Cover: Ron Sober, R & J Studio, Cerritos  
Head Shots: Mike Riley, (CSF Learning Technology Support Center)  
Action: Glenn Feingerts, David Hopley, Jeff Mittleman

Cal State Fullerton Sports Media Relations  
Mel Franks, Director

Jody Roginson, Assistant Director

P. O. Box 6810,

800 N. State College Boulevard, PE 133-C Fullerton, CA  
92834-6810

(714) 278-3970 • FAX (714) 278-3141

Franks' Home (714) 525-7609

Titan Gym Courtside (714) 278-3970

e-mail: mfranks@fullerton.edu

Web site: <http://sports.fullerton.edu>

### **FAX-on-Demand Service**

(800) 300-2050

Conference code: 292 Release: 1220

Statistics: 1222 Latest Box Score: 1223

Academic Assistance .....	8
All-Time Results	
by Game .....	52-55
by Opponent .....	56
by Year .....	55
vs. 1998-99 Opponents .....	30-32
All-Time Division I Roster .....	57
Assistant Coaches .....	13
Athletic Department Staff .....	5
Athletic Department History .....	60-61
Big West Conference .....	28-29
Coaching Staff .....	10-13
Easterbrook, John .....	4
Fullerton, City of .....	6
Gordon, Dr. Milton A. ....	2
Home Court Record .....	32
Mascot and Nickname .....	4
Media Information and Directory .....	Inside front cover
National Basketball Association Titans .....	58-59
Nickname and Mascot .....	4
Overtime Results Since 1975 .....	21
Preview of 1998-99 .....	14
Opponents .....	33-39
Player Profiles .....	15-27
Schedule .....	Back cover
Pronunciation Guide .....	16
Record Book .....	62-64
Retired Jerseys .....	59
Review of 1997-98 .....	40
Final Statistics .....	43
Game Summaries and Box Scores .....	44-50
Game-by-Game Results & Statistics .....	41-42
Rosters	
All-Time Division I .....	57
Alphabetical & Numerical .....	16
Radio-TV .....	Inside back cover
Titan Gym .....	9
University Profile .....	2-5

### **Athletics Administration**

John Easterbrook, Athletic Director .....	(714) 278-3058
Dr. Maryalyce Jeremiah, Sr. Assoc. AD/Sr. Woman Admin. ....	278-3058
Mel Franks, Associate AD/Sports Media Relations Dir. ....	278-3970
Jody Roginson, Assistant Sports Media Relations Dir. ....	278-3970
Christine McCarthy, Assistant AD/Academic Services .....	278-3057
Bill Reeves, Admissions & Eligibility .....	278-2445
John Jentz, Assistant AD/Business .....	278-3507
Barbara Horngren, Assistant Business Manager .....	278-3507
Dr. June Kearney, Assistant AD/Compliance .....	278-3431
Cliff Hatter, Equipment Manager .....	278-7373
Joe Camacho, Assistant Equipment Manager .....	278-3429
Patty Sexton, Director of Athletic Personnel Services .....	278-2129
Bob May, Director of Athletic Development .....	278-7621
Jeff Cova, Director of University Marketing & Sales .....	278-2678
Athletic Ticket Manager .....	278-CSUF
Ron Bond, Associate AD/Sports Complex .....	278-3337
Ron Andris, Assistant Director .....	278-2087
Mike Uraire, Assistant Director .....	278-3242

### **Head Coaches**

George Horton, Baseball .....	(714) 278-3789
Bob Hawking, Men's Basketball .....	278-3711
Denise Curry, Women's Basketball .....	278-3604
John Elders, M/W Cross Country and Track .....	278-3490
Heizaburo Okawa, M/W Fencing .....	278-2090
Lynn Rogers, Women's Gymnastics .....	278-2778
Al Mistri, M/W Soccer .....	278-3489
Judi Garman, Softball .....	278-3495
Bill Reynolds, Women's Tennis .....	278-3053
Mary Ellen Murchison, Women's Volleyball .....	278-3052
Ardehsir Asgari, Wrestling .....	278-2138

### **Athletic Training Room**

Julie Max, Head Athletic Trainer .....	278-2219
Chris Mumaw, Assistant Athletic Trainer .....	278-2561
Brent Smedley, Graduate Assistant Athletic Trainer .....	
Erin Brittain, Graduate Assistant Athletic Trainer .....	





## Cal State Fullerton -- Where Learning Is Preeminent

California State University, Fullerton plays a major role in the intellectual, cultural and economic lives of Orange County.

Given the charge of teaching as a member of the state's three-tiered system of higher education, Cal State Fullerton does an exceptional job of educating the residents — and future — of Orange County. It prepares highly skilled and well-prepared university graduates.

Now in its 40th year, the university points proudly to its product, approximately 128,000 graduates. With 85 per cent of them remaining within a 50-mile radius of campus, they occupy key spots in business, industry, government, the political arena and education.

The university — with its main campus in Fullerton and a branch in Mission Viejo — is one of the county's largest employers and purchasers. Its presence is a key factor in the prosperity and progress of this area. With more than 24,000 students currently enrolled and more than 2,200 faculty and staff employees, Cal State Fullerton impacts the community by approximately \$600 million annually.

With a mission of making learning preeminent, the university's 700 faculty members combine the best qualities of teaching and research universities to work in close collaboration with students and staff to expand knowledge. The instructional program is offered by seven schools: The Arts; Business Administration and Economics; Communications; Engineering and Computer Science; Human Development and Community Service; Humanities and Social Sciences; and Natural Science and Mathematics.

With full accreditation for its overall program, Cal State Fullerton has gained national recognition for its programs in art, athletic training, business, chemistry, communications, computer science, dance, engineering, music, nursing, public administration, speech and hearing, teacher education and theater. In all there are 91 degree programs — with 44 of them at the graduate level — plus a wide variety of credential and certificate programs.

Students are provided the best of current practice, theory and research and integrate professional studies with preparation in the arts and sciences. Through experiences in and out of the classroom, students develop the habit of intellectual inquiry, prepare for challenging professions, strengthen relationships to their communities and contribute productively to society.

Cal State Fullerton is the most affordable and ethnically diverse university in the area. It ranks 14th nationally in the total overall number of

minorities who graduate, with a ranking of 12th for both Asians and Hispanics (No. 3 for both in Communications and No. 4 for Asians in both Education and Business). In California, the university is No. 1 for awarding undergraduate degrees in business and management to Hispanics and Native Americans and communications degrees to Hispanics, Asians and Native Americans. A No. 2 ranking is held in California for undergraduate education degrees to Hispanic Americans.


An extended education program, with open enrollment, offers individual courses, seminars and workshops, as well as more than 50 certificate programs ranging from entrepreneurship and sales management to creative writing. Classes are held evenings and weekends both on-and-off-campus.

Community members also may visit campus for theater, music and dance performances and art exhibits of off-campus artists, plus those of university students and faculty members. Both the Fullerton Arboretum and Heritage House are worth touring. And, an extensive

recreation program is aimed chiefly at students, but is open to the public.

Volunteer opportunities are open through Cal State Fullerton's many support groups, such as the Art Alliance, Music Associates, Patrons of the Library and President's Associates. One such group, Continuing Learning Experience, holds many of its programs in the Ruby Gerontology Center, for which it spearheaded the fund-raising campaign. The center serves as an educational and research facility for the study of successful aging.

In less than four decades, Cal State Fullerton has taken its place as a primary force in the growth and prosperity of Southern California.



**Dr. Milton A. Gordon,  
President**

Dr. Milton A. Gordon was selected the fourth president of Cal State Fullerton by The California State University Board of Trustees and assumed his duties on Aug. 6, 1990.

His university leadership includes serving as vice president for academic affairs at Sonoma State University for four years, as dean of the College of the Arts and Sciences for Chicago State University for more than eight years and as director of the Afro-American Studies Program at Loyola University of Chicago for six years.

President Gordon also taught at the Illinois Institute of Technology and in the Chicago public schools and served as mathematician at the University of Chicago's Laboratories of Applied Sciences.

He is the vice chairman of the NCAA Presidents Commission and the California state representative to the American Association of State Colleges and Universities. He also serves on the governing boards of the National Conference of Christians and Jews, California Coalition for Mathematics, Orange County Chamber of Commerce, Orange County Community Foundation, United Way of Orange County, YMCA of Orange County and Fullerton Chamber of Commerce. In addition, he is on the advisory boards of St. Jude Medical Center and The California State University's Institute for Teaching and Learning.

The President has a Ph.D. in mathematics from the Illinois Institute of Technology, an M.A. in mathematics from the University of Detroit and a B.A. in mathematics and secondary education from Xavier University of Louisiana.




## Mission Statement

Learning is preeminent at California State University, Fullerton. We aspire to combine the best qualities of teaching and research universities where actively engaged students, faculty and staff work in close collaboration to expand knowledge.

Our affordable undergraduate and graduate programs provide students the best of current practice, theory and research and integrate professional studies with preparation in the arts and sciences. Through experiences in and out of the classroom, students develop the habit of intellectual inquiry, prepare for challenging professions, strengthen relationships to their communities and contribute productively to society.

We are a comprehensive, regional university with a global outlook, located in Orange County, a technologically rich and culturally vibrant area of metropolitan Los Angeles. Our expertise and diversity serve as a distinctive resource and catalyst for partnerships with public and private organizations. We strive to be a center of activity essential to the intellectual, cultural and economic development of our region.







## John Easterbrook, Athletics Director

John Easterbrook is beginning his fifth year in charge of the Cal State Fullerton athletic department, riding the momentum of a most noteworthy inaugural four years. Under his leadership, the Titans have annually come out in the black budgetarily and on-campus facilities have been dra-

matically improved while three teams have advanced to the NCAA quarterfinals led by the championship 1995 baseball squad.

Easterbrook was appointed on Sept. 1, 1994, by President Milton Gordon. He was chosen from a field of 41 candidates on the strength of his experience at a successful Division I program and his familiarity with the California State University system as an associate athletic director for nine years at Fresno State. Easterbrook, 59, was involved primarily in compliance, facilities and event management at Fresno

State, which annually draws more than 500,000 fans to athletic events.

Easterbrook was hired at Fresno State by Dr. Gary Cunningham. The pair had crossed paths at the University of Wyoming in Laramie where Easterbrook was the president and chief executive officer of American National Bank and Cunningham was the UW athletic director.

Easterbrook previously coached college football for 13 seasons at Idaho, Oregon State, Illinois and Wyoming. He was a three-year starter at quarterback and also played two seasons of basketball at Illinois. He was the Most Valuable Player of the Copper Bowl. He earned a bachelor's degree (1961) in commerce and law and attended law school for two years before entering coaching.

The Champaign, Illinois, native and his wife, Cynthia, have three adult children, three granddaughters and a new grandson. John and his two sons are avid golfers.

## Titans' Elephant Mascot Evolved from Campus Stunt

"What exactly is a Titan?"

"Why do you have an elephant for your mascot?"

Those are two of the first questions that pop into the minds of media and fans when a Cal State Fullerton athletic team makes its inaugural visit to a campus or city. While the relatively young institution carved out of the Orange County citrus groves may be too new for many traditions, here are the recognized legends:

"It was the student's decision in a vote," explained the late Dr. Ernest Becker, founding Dean of Students, of the nickname 'Titans.' "More than a hundred names were suggested, and the Student Council took on the job of narrowing the list down to a few for the purposes of an election. The vote was close, with Titans narrowly prevailing over Aardvarks and Rebels."

It was a unique student body at the outset, all upper division students until 1963. There were 453 of them, mostly female, in 1959, the first year of classes at what was then known as Orange County State College. They voted to organize as a student body and to assess themselves a fee of \$10 per semester.

"Even when it was decided that 'Titans' would be the nickname, there was confusion as to what it represented," said Becker. "I was thinking of a large mythological figure from Greek history, not unlike Tommy Trojan, but with perhaps straighter, more modern lines. In the same vein, the original dormitories were named Othrys Hall. There were others, however, who related the name to the Titan missile then in prominence."

Nothing official was done about a mascot because no one knew quite what to do. Until the "First Intercollegiate Elephant Race in Human History."

What began as a practical joke turned into probably the biggest "happening" on the campus to this day. The "gag" attracted elephants from universities around the nation and even Oxford from England. A crowd estimated at more than 10,000 people turned out on "Dumbo Downs" as the hastily graded field became known that spring afternoon in 1962.

To publicize the event, a circus-like elephant called Tuffy the Titan was used and it began appearing on sweaters and notebook covers around the campus. With no other mascot, the elephant was unofficially adopted. Several revisions in the caricature have been made in recent years to create a more tenacious


Tuffy, or Titus as he also was called in an attempt to make him Greek. The costume that brings the elephant mascot to life also has changed. Tuffy even attracted a female Tiffy in 1992.

The origin of the school colors also bears discussion. The students voted for royal blue and white when they

chose Titans, but the athletic equipment manager at the time thought orange was an appropriate color on uniforms for a school known as Orange County State College. The unofficial color was "adopted" and finally was formally acknowledged by the Athletics Council in 1987. A change to a navy blue in uniforms and printing instead of the "reflex" blue of recent years was initiated in 1992 with a de-emphasis of the orange, furthered by former athletic director Lynn Eilefson in the mid 1980s.

Finally, there is the matter of the school's name. The name originally for CSUF was Orange County State College. It's also been Orange State College and later California State College at Fullerton or California State College, Fullerton. The change to university status necessitated a further change to California State University, Fullerton, but the school's address could not be changed from 800 N. State College Boulevard.

To out-of-staters, the school's name causes confusion because most don't realize there are two distinct systems of higher education in the state - the University of California and the State University system. So, the school has been called everything from Cal-Fullerton to UC Fullerton to California State Fullerton State to simply Fullerton State. The preferred moniker is Cal State Fullerton, with no hyphens or commas, which is what most of the more than 100,000 graduates recognize.



Tuffy Titan circa 1981



## Senior Associate Dir. of Athletics/ Senior Woman Administrator -

**Dr. Maryalyce Jeremiah (Cedarville College, '65)**

Was appointed on July 1, 1992, after serving as interim senior woman administrator for one year, the last concurrent with the final season of a seven-year (112-93) tenure as Titans' women's basketball coach. She previously coached for 16 seasons at Cedarville College, Dayton and Indiana University.

## Assoc. Dir. of Athletics/Sports Complex - Ron Bond (Temple University, '62)

Was appointed on Jan. 10, 1994, as director of the sports complex. He previously was a manager of Veteran Stadium in Philadelphia and JFK Stadium in Washington, DC. He also was Deputy Commissioner of Recreation for Philadelphia for eight years and director of recreation for the University of Pennsylvania for 14 years.

## Assoc. Dir. of Athletics/Media Relations - Mel Franks (Arizona State, '70)

Was appointed Aug. 14, 1980, after six years as public relations assistant for the California Angels of the American League. He also was a sportswriter for the *Fullerton Daily News Tribune* for three years.

## Assistant Director of Athletics/Finance - John Jentz (Brigham Young, '92)

Was appointed July 22, 1996, after three years as assistant athletics financial officer at UC Riverside.

## Asst. Director of Athletics/Compliance - Dr. June Kearney (Taylor University, '62)

Was appointed June 14, 1994, after eight years as an assistant coach for Titan women's basketball. She previously was an assistant at Indiana University and at Cedarville College, where she coached four sports.

## Asst. Director of Athletics/Academics -

**Christine McCarthy (Cal State Fullerton, '83)**

Was appointed to current post in July, 1992, but has been on campus since Aug. 31, 1984. She served most recently as director of the learning assistance resource center at CSF. See Academic Assistance feature on page 8.

## Assistant Director/Sports Complex - Ron Andris (Univ. of Illinois, '66)

Was appointed by the University on July 1, 1974, as director of university recreation and assumed his current position in 1996. He also has served as interim director of athletics. He has served as stage manager for pre and post-game productions at 13 of the last 14 Super Bowls.

## Assistant Equipment Manager - Joe Camacho (Fullerton College)

Was appointed to a permanent position on Aug. 1, 1990, after 10 years as equipment manager and trainer at Troy High School in Fullerton.

## Director of University Marketing & Sales - Jeff Cova (Fresno State, '91)

Was appointed to a permanent position on Jan. 13, 1997, after three years as assistant director of sports marketing at Fresno State, where he also portrayed the Bulldog mascot.

## Athletics Secretary -

**Cheryl Driver (Cal State Fullerton, '88)**

Was appointed on Dec. 1, 1996, after 18 months in the financial aid office on campus. She is an accomplished pianist and has performed at numerous venues.

## Equipment Manager -

**Cliff Hatter (Univ. of Alabama, '63)**

Was appointed Jan. 9, 1974, after 10 years in the retail and wholesale shoe business in the South.

## Assistant Business Manager -

**Barbara Horngren (Wisconsin-Milwaukee)**

Was appointed on Oct. 2, 1995. She is an accomplished free-lance travel writer and editor.

## Coordinator of Academic Services -

**Barbara Kempton (Fullerton College, '63)**

Was appointed to the university on Feb. 25, 1964, which makes her one of the senior employees on campus. She served as athletics department secretary for nearly 20 years.

## Head Athletic Trainer -

**Julie Max (Cal State Fullerton, '78)**

Was appointed head athletic trainer in May, 1992, after serving since 1980 as assistant athletic trainer. She is one of only a handful of female head athletic trainers in NCAA Div. I and she is vice president of the National Athletic Trainers Association. She coordinated coverage of volleyball and fencing for the 1984 Olympics in Los Angeles.

## Exec. Director of Development/Athletics -

**Bob May (Whittier College, '87)**

Was appointed on Oct. 1, 1992 after a five-year career in marketing and sales.

## Academics Counselor -

**Mike Miller (University of LaVerne, '95)**

Was appointed on March, 1, 1998, after serving as an occupational counselor at Mt. San Antonio College and as an academic advisor at Cal Poly Pomona and Cerritos College.

## Assistant Athletic Trainer -

**Chris Mumaw (Cal State Fullerton, '76)**

Was appointed to his second term at CSF on Aug. 1, 1989, after four years in a sports medicine office in Riverside. He also worked at Cal Poly Pomona (1976-80) and with the Los Angeles Express of the USFL. He has served abroad as athletic trainer for several U.S. national teams as well as the syndicated TV series, *American Gladiators*.

## Admissions & Eligibility Coordinator -

**Bill Reeves (Goddard College, '64)**

Was appointed to a permanent position in athletics in February, 1991. He has served the campus in a variety of roles including coordinator of judicial affairs, assistant vice-president of student affairs, interim director of housing and the health center and assistant dean of students.

## Assistant Sports Information Director -

**Jody Roginson (Cal State Fullerton, '82)**

Was appointed permanently in Nov., 1995, after working in several offices in the athletic department. She previously was a facility manager at Anaheim Stadium for 12 years. She was a member of the Titan softball team in 1980.

## Director of Athletic Personnel Services -

**Patty Sexton**

Was appointed to her current position on Apr. 1, 1997, after 15 years as Titans' ticket manager. She previously worked for the Titan Athletic Foundation.

## Event & Facility Coordinator/Sports Complex - Scott Stow (Cal State Fullerton, '95)

Was appointed in the summer of 1994 after serving in an operations position with the Los Angeles Salsa of the American Professional Soccer League.

## Assistant Director/Sports Complex -

**Mike Uraine (Cal State Fullerton, '75)**

Was appointed to the university's recreation department on July 31, 1980, and has been in his current position since 1996. From 1977 to 1980 he was assistant director of intramural sports at Long Beach State.



# CITY OF FULLERTON

The City of Fullerton was born of the railroads, grew because of oil and citrus, reached adulthood after World War II and is now maturing as an educational center of urbanized Orange County. It is located about 30 miles southeast of downtown Los Angeles and about 20 miles inland from the beaches of the Pacific Ocean.

The first settlers were an Indian tribe known as the Gabrielenos, who were on hand when the first Spanish explorers arrived in 1769.




The former Union Pacific train depot, built in 1923, has been converted into a restaurant. It is listed on the National Registry of Historical Places.

By the 1830s, the expanses of mustard fields and cactus became part of a vast 35,000-acre grant of Juan Pacific Ontiveras, who sold off land to newcomers from the eastern United States.

The Amerige brothers, George and Edward, entered the picture in 1887 amid rumors of the coming of the California Central Railroad. They bought up land and offered a free right of way to George H. Fullerton, president of the Pacific Land and Improvement Co., a Santa Fe Railway subsidiary. They laid out the town from a stake at what is now downtown, Commonwealth and Harbor Blvd., and named it in honor of its benefactor.

Charles Chapman, a descendant of legendary "Johnny Appleseed," revolutionized the exploding citrus industry by introducing the Valencia orange. Under the same rich agriculture ground, oil was discovered and by 1912, wells extended for 12 miles along the hills into what is now Brea.

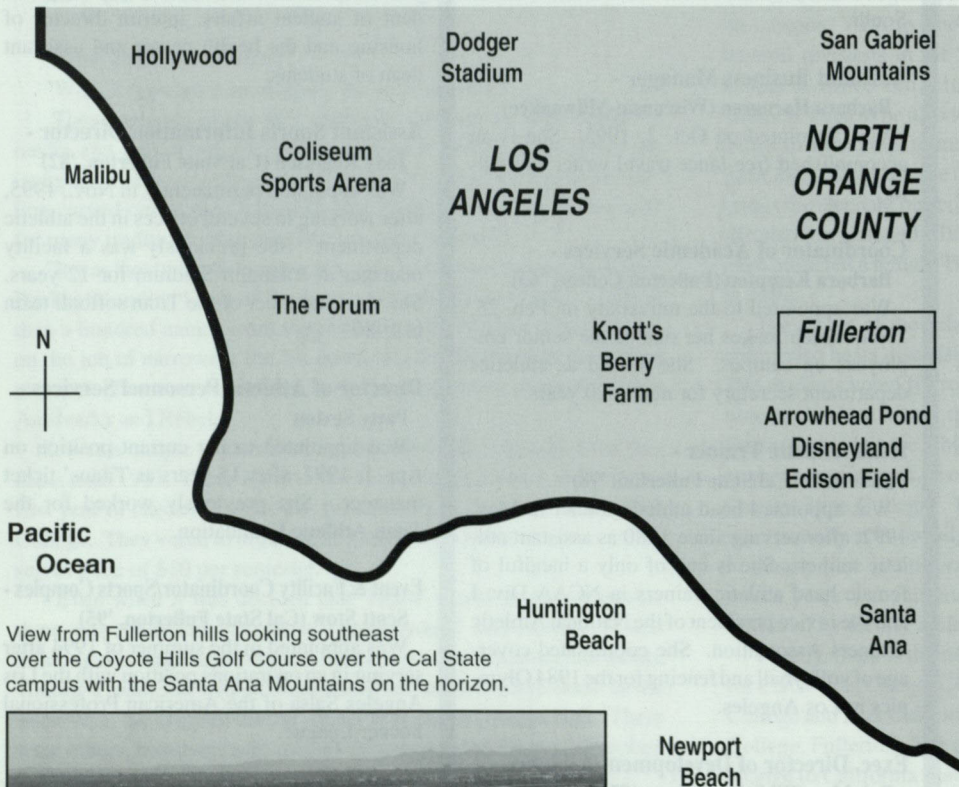
The city was incorporated in 1904 and Chapman elected mayor.




A purple hue envelopes downtown's Jacaranda Place when the trees are in bloom.

An airfield was established in 1927 and the Fullerton Municipal Airport remains a busy general aviation facility.

Another boom began as veterans returned from World War II and demanded homes for their young families. As that growth cycle slowed, the city was able to concentrate on providing the necessary amenities and educational opportunities blossomed. Cal State Fullerton joined Fullerton College, which was established in 1913, and it was followed by Western States College of Law, Southern California College of Optometry and Pacific Christian College, now part of Hope International University. All are within a 2-mile radius in the east part of town.



View from Fullerton hills looking southeast over the Coyote Hills Golf Course over the Cal State campus with the Santa Ana Mountains on the horizon.




## City of Fullerton Quick Facts

Size: 22.3 square miles	City tree: jacaranda
Population: 125,000 est.	City flower: carnation
Median household income: \$65,800	
Recreational facilities: 45 parks, a museum, a cultural center, two libraries, two golf courses, a golf driving range, a tennis center, a swim complex and two seniors centers.	



# FROM A HELICOPTER



Cal State Fullerton campus from the air. Above, looking north. Below, looking south.



UNIVERSITY





The Athletic Academic Services department was established at Cal State Fullerton to help ensure the academic success of intercollegiate athletes.

The mission of Athletic Academic Services, according to Director Christine McCarthy, is to provide academic and effective support services to help each student reach his or her academic goals.

"We want all of our student-athletes to benefit fully from his or her educational experience at Cal State Fullerton," said McCarthy.

The department's many programs and services are directly aimed at this goal. The office is responsible for academic advisement, coordinating study plans, class schedules, study skills workshops, tutoring, study hall, faculty and peer mentoring and referrals to the many campus services available.

The office is staffed by three full-time personnel in McCarthy, Academic Counselor Mike Miller and Administrative Assistant Barbara Kempton and two half-time graduate assistants in Rocky Medina and Tammi Bories, who serve as academic counselors and peer mentors. Kempton has been at CSUF for 30 years, and her knowledge of the campus and the athletics department is immensely valuable to student-athletes who may need help with administrative paperwork and problems.

Coaches rely on Athletic Academic Services to track student-athletes' progress in classes and to alert them and the students to any potential problems. The department has an "Early Warning" system -- periodic grade checks -- in place which encourages faculty members to notify the office if a student is having problems with coursework and may require academic support.

Student-athletes at CSUF take an average of 4 1/2 to 5 years to graduate, and some of that success can be credited to Athletic Academic Services. The staff members assist with selecting and registering for classes, referring students to faculty advisors and tracking and evaluating their progress toward graduation. The office's services are available to all past and current student-athletes.



ACADEMIC SUPPORT STAFF: From left, Assistant Athletic Director Christine McCarthy, Rocky Medina, Academic Counselor Mike Miller, Admin. Assistant Barbara Kempton and Tammi Bories.

"Not all student-athletes are able to graduate in four years, because of professional opportunities or personal commitments," says McCarthy. "We developed a re-entry program for former student-athletes who wish to complete their studies, offering them the same services which were available to them when they competed for us."

The office of Athletic Academic Services helps student-athletes feel comfortable in the CSUF environment and McCarthy's experience before coming to the department in July, 1992, helps the orientation process.

McCarthy received her masters degree in social science from Cal State Fullerton in 1987 and has been working in education since 1984. Previous to her appointment in athletics, McCarthy worked for three years as the Assistant Director of the Learning Assistance Resource Center at CSUF before budget cuts eliminated the department.

Before coming to Cal State, McCarthy was the director of student services at Western State University, College of Law, and before that was the director of student services at the University of Phoenix.



## UPGRADED FACILITIES



Dramatic improvements have been made over the past few years to many of the Cal State Fullerton facilities utilized by the men's basketball program and fans will share in the benefits in the 1998-99 season. Titan Gymnasium has undergone its first major renovation since it opened in 1964 and the results will be obvious to repeat visitors.

A new paint job from floor to ceiling has been augmented by a giant reproduction on the south wall of the university's recently adopted logo. Complementary touches have been made with the addition of pennants for the 12 members of the Big West Conference on the west wall and fresh, new banners commemorating the Titans' 11 national championship teams scattered among the four corners of the

facility, which now seats about 3,500.

Chairback seats, which were installed on the south side of the playing floor for the 1997-98 season, can now be found as well on the north sideline. Bleachers remain only in the "end zones" behind the baskets and in the upper deck on the north side.

Even the baskets are new. The basket supports are mounted on the floor, giving the gym more of an arena look and improving site lines from the seats behind the baskets.

The playing surface was redone two years ago and now features the script "Titans" logo with "Cal State" and "Fullerton" emblazoned along the opposite baselines.


Equally important to the players but out of sight to the fans is the vastly

improved weight training facility located on the second floor of Titan Gym. About \$100,000 was appropriated by the Kinesiology and Health Promotion department over the summer to bring the facility up to today's high standards. It services majors, community recreation members and athletics with the latter gaining exclusive sessions each day. This facility augments the athletics-only outdoor facility which dates to the days of Titan football prior to 1992. It has been remodeled and recently gained \$40,000 of new equipment and now won't be overused.

The health and welfare of student-athletes is in improved hands, from the enlarged student union dining accommodations to the athletic training room and the on-campus health center, located adjacent to Titan Gym.

Commercial outlets such as Marie Callender's, Carl's Jr., Round Table Pizza, ToGos Sandwiches and Starbuck's provide popular food to the entire campus community. The health center serves as a primary source of treatment with nearby St. Jude Hospital in Fullerton handy for more serious problems.

The Titans' athletic training program is one of the finest in the nation. A nationally attractive curriculum has produced scores of certified athletic trainers over the years and most of Orange County's high school athletes are being cared for by Cal State Fullerton graduates.



A co-ed facility staffed by one of the nation's best athletic training programs services Titan student-athletes from 17 intercollegiate sports.



The Titan elephant looms large in the new Kinesiology & Health Promotion weight training facility located on the second floor of Titan Gym.



## Head Coach Bob Hawking

Exciting new ideas, players and coaches for the 1998-99 season accent this chapter of the Bob Hawking Era at Cal State Fullerton, where the foundation for future successes has been established and dividends should be forthcoming.

The evidence of all the hard work over the past four years is starting to show. Back-to-back years of double-digit victory totals have provided great momentum to build on. The focus is now firmly on the program's goals -- "A Big West Conference championship, a trip to the Big Dance and a chance at an NCAA championship," said Hawking, 49, who is in his seventh year at Fullerton including two as the top assistant coach.

Veteran players Ike Harmon, Kenroy Jarrett and Mark Richardson will carry the leadership role for the returning players and the eight newcomers in 1998-99.

"The process hasn't been as quick as we would all like. With continued hard work and relentless recruiting, we will put together the team that reaches these

goals," he said.

The Titans were 12-16 last season after a 13-14 campaign in 1996-97 that certainly would have been a break-through season had leading scorer and rebounder John Williams not missed the final month of the schedule.


---

*"We are looking for good people, good players and young men who want to earn a college degree. We will not recruit anyone who does not fit that mold." -- Bob Hawking*

---

"With this year's large class of six recruits, the system is already in the works," said Hawking. "We are excited about these young and talented athletes. There is reason to think that a 20-win season isn't too far on the horizon.

"Our recruiting philosophy remains the same. We are looking for great players and young men who are good students and who will do what it takes to earn a degree.



We will only recruit people who fit this mold."

With young, fast and quick legs this season, the Titans will have an upbeat approach to the game.

"On the court we will utilize an exciting up-tempo style of play," said Hawking. "We put a priority on practicing and playing hard on a daily basis."

Rated an excellent teacher of the game, Hawking puts his master's degree in education to work and it pays dividends. The learning process is the cornerstone of all areas of the program.

"My staff and I want to teach and educate as quickly as we can. All these men are willing to learn, which is something that is essential to making the next step forward," said Hawking.

The Titans began Hawking's first season (1994-95) well, splitting their first six games and jumping off to a 2-0 start in the Big West Conference with wins at UNLV and UC Irvine. But several injuries down the stretch drained the limited depth and the Titans settled for a 7-20 overall mark and a 5-13 Big West log. His second year was almost a carbon copy. Included in marks of 6-20 and 5-13 were a buzzer-beating win at San Diego State, another win over UC Irvine and the first sweep of New Mexico State since 1986-87 despite short seasons from injured guards Chris St. Clair and Brian Thomas and a total of 41 missed games by players.





The 1996-97 team had a 7-3 non-conference record including rare victories at BYU and Montana and a close home loss to Utah. The overall mark was 10-6 before Williams missed 11 games.

Last year, the Titans went 5-5 in non-conference play before opening Big West competition with four games decided by one basket — winning only once. They swept rivals UC Irvine and Long Beach State, the latter for the first time since 1986-87, and beat Boise State in the Big West Tourney before taking eventual champion Utah State down to the final minute. The strong finish built momentum that carried through the summer.

Hawking was the top assistant under Brad Holland for two years (1992-93 and 1993-94) at Fullerton after two-year stints under Bob Williams at UC Davis and Tom Asbury at Pepperdine.


Hawking's high school coaching career began at Pater Noster High in Los Angeles and he later served as head coach at Simi Valley High School for 14 years and developed a championship program. His teams went to the CIF playoffs nine times and won five Marmonte League championships. His 1987 team was ranked No. 4 in the state and his 1988 team won the CIF title behind the play of Don MacLean, who went on to become the alltime leading scorer in the Pac-10 for UCLA. Hawking was selected the CIF Southern Section 4A Coach of the Year.

(continued on next page)

## The Dean of Metropolitan L.A. Coaches

Although beginning only his fifth season as the head coach at Cal State Fullerton, Bob Hawking can be called the "dean" of the eight Div. I men's basketball coaches in the metropolitan Los Angeles area based on either continuous service to his campus or Div. I head coaching experience.

Second-year coaches are on the job at UC Irvine (Pat Douglass) and Loyola Marymount (Charles Bradley). Third-year men have the title at UCLA (Steve Lavin), Long Beach State (Wayne Morgan), Cal State Northridge (Bobby Braswell), USC (Henry Bibby) and Pepperdine (Lorenzo Romar). None of the above, including Hawking, were previously head coaches at the Div. I level.



## Hawking's College Coaching Record

Year	School	Overall	Big West Conference
1994-95	Fullerton	7-20	5-13 (9th)
1995-96	Fullerton	6-20	5-13 (10th)
1996-97	Fullerton	13-14	6-10 (4th, tie, West)
1997-98	Fullerton	12-16	6-10 (3rd, tie, West)
<b>Totals</b>	<b>(4 years)</b>	<b>38-70</b>	<b>22-46</b>

## What Hawking's Peers Are Saying

*"Bob Hawking is an outstanding coach. His teams play extraordinarily hard and I like the fact that they are fundamentally sound. They have been among the most competitive teams we have played in this decade. He cares about the player as a student and he has my respect as both a coach and an educator."*

Rick Majerus, Utah

*"...There was never a doubt in my mind that Bob would be successful. Bob's attitude, work ethic, professionalism and knowledge of the game are outstanding."*

Denny Crum, Louisville

*"I know Bob Hawking to be a very hard working, conscientious basketball coach who has demonstrated each year at Cal State Fullerton why he is considered one of the finest teachers in this profession. His commitment to discipline and fundamentals have provided the Fullerton basketball program with steady and consistent improvement each season. Most importantly, through it all, he has taught his players about the game of life."*

Steve Lavin, UCLA




## Coach Hawking... (continued from pg. 9)

The playing career of Hawking began at Alemany High School in Mission Hills and continued at Pierce College, where he played for current Louisville Coach Denny Crum. He completed his playing career at Cal State Northridge, where he earned a bachelor's degree in 1971. He got his master's in education at St. Thomas College in 1983.

Hawking was born on Nov. 7, 1949, in Chicago. He and his wife, Jeannie, have three children. Son Butch, a graduate of the Air Force Academy, is in his first year as an assistant coach at Kansas State after


one year at Cal State Northridge. Daughter Kristin, 20, is attending Fullerton College after competing in cross country and track and field at Arizona State. Son Quinn, 16, is playing basketball at Sonora High School in La Habra.



1998 Cal State Fullerton graduates, from left, DeVaughn Wright, Chris St. Clair and Wyki Tyson with Coach Hawking at the annual athletics department academic awards dinner.



Center and CSF graduate Dirk Rassloff was selected Male Scholar-Athlete of the year in 1997 and he received a certificate as a Big West Scholar-Athlete from Coach Hawking.






## Bob Hawking Basketball Camp at Cal State Fullerton

*Some people dream of success...  
while others "wake up" and work hard at it!*

### Camp Highlights

- Player-Coach clinics
- Shooting contests
- Free T-shirt
- Written evaluation
- Camper of the day
- Daily swimming
- League play
- 3-on-3 tournament
- Award ceremony
- Camp photo
- Low coach/camper ratio
- Early enrollment incentives



### July & August Sessions

**For Brochure and Information  
Call (714) 278-3711**



## Assistant Coach Todd Johnson (Oklahoma '91)

Todd Johnson returns for his second season as a Titan assistant coach, but in a much higher profile role in a full-time recruiting position. Among his assignments are handling all player personnel issues and supervising the recruiting process.

"Todd is one of the bright young coaches on the West coast," said Head Coach Bob Hawking. "He has been a tremendous asset to our university."


Johnson, 30, played for Hawking at Simi Valley High School and was the point guard on Simi Valley's CIF runnerup team in 1986.

He began his college career at Moorpark Junior College and was a two-year starter at guard. He transferred to the University of Oklahoma, where he got his bachelor's degree in 1991 in physical education.

His coaching career began back at Simi Valley as an assistant varsity coach in 1991-92. He returned to the southwest and began a teaching and coaching career in the state of Texas but often returned to southern California to work summer camps in the Simi Valley and Thousand Oaks areas.

Johnson eventually became the head basketball coach at St. Mark's School of Texas in Dallas. His 1994-95 team won a Div. I title and his next two teams won Div. II championships in the 1995-96 and 1996-97 seasons, compiling a 55-34 record.

Johnson's wife, Jan, is a resident physician at Children's Hospital in Dallas on her way to a career as a pediatrician.



## Assistant Coach Bob Thornton (UC Irvine '98)

Bob Thornton, who battled Cal State Fullerton as a player for Orange County rival UC Irvine seven times in the early 1980s before launching an 8-year National Basketball Association career, became a Titan on July 29 when he was appointed an assistant to Head Coach Bob Hawking.


Thornton, 36, most recently was an assistant coach at Chapman University in Orange in 1997-98 after spending the previous season as an assistant coach at Orange Coast College (JC) in Costa Mesa. He last played in the NBA in 1995-96 with the Washington Bullets after three years in the Italian Basketball League.

"Bob is a great addition to our staff," said Hawking. "Our inside players are really going to benefit. His expertise is post play."

Thornton began his NBA career in 1985 as a fourth-round draft pick of the New York Knicks and later played for the Philadelphia 76ers, Minnesota Timberwolves and Utah Jazz.

He played at UC Irvine from the 1981-82 through the 1983-84 seasons after one year at Saddleback JC. The Anteaters compiled a 57-29 record during his tenure including 3-4 vs. Fullerton. He had 16 points and 9 rebounds on Jan. 26, 1984, as UCI snapped Fullerton's 26-game home-court winning streak, 81-80. He averaged 12.7 points and 8.1 boards as a senior.

Thornton completed work on his bachelor's degree in social science at UCI in 1998.



## Assistant Coach Rich Bossenmeyer (Cal State Fullerton '89)

Rich Bossenmeyer joined the Titan coaching staff just in time for the beginning of practice drills in mid October. The 33-year-old Cal State Fullerton graduate was an assistant last year at Chapman University with Bob Thornton under Mike Bokosky.

Bossenmeyer previously served two stints (1990-91 thru 1993-94 and 1995-96 thru 1996-97) for a total of six seasons as head coach at Orange High School, where he earned Century League and Orange County Coach of the Year honors in 1994. In 1993-94 the Panthers won their most games since 1965 at 23-4. They were 20-7 in 1996-97.

"Rich is recognized as a tremendous defensive coach throughout Southern California," said Hawking. "Our players and staff

are very excited about his addition to our program."

While taking a year's leave of absence from Orange High, Bossenmeyer served one season as an assistant coach for the Rapid City Thrillers of the Continental Basketball Association.

A political science major who did not play intercollegiately at Fullerton, Bossenmeyer earned his master's degree from Azusa Pacific University in 1998. He and his wife, Pilar, live in Orange.





**Balance.** That's the operative word describing the Cal State Fullerton Titans as they approach the 1998-99 men's basketball season.

The 13-man roster features equal blends of youth and experience, inside and outside scoring potential, full-court explosiveness and half-court patience. Most of the players can play more than one position. Senior Mark Richardson is the steadying influence and junior Ike Harmon the crowd-pleaser, but there likely will be major contributions from deep into the roster.

**Excitement.** That's the best word to describe the air around this team as it attempts to challenge for supremacy in what appears to be a wide-open Western Division of the Big West Conference.

"That word 'excited' gets thrown around more than any other in basketball this time of year, but it really is the best way to describe the feeling around Titan Gym," said Coach Bob Hawking on the eve of his fifth season directing the Titans.

"We have some depth with eight new players who are going to battle the veterans for quality playing time. The only thing for sure is that there is going to be a whole lot of flexibility in making the determinations as to who will play."

The Titans return five lettermen, all of whom have been starters to some extent, in forwards Richardson and Harmon, center Matt Caldwell, wing player Jason Cunningham and point guard Kenroy Jarrett. Two junior college transfers and six true freshmen including one from the Israeli army complete the mix.

"My philosophy is, if they are good enough to recruit, they are good enough to play," said Hawking. "I'm not afraid to play freshmen because that's the only way to get experienced sophomores. The competition for playing time will be good for everyone."

Harmon (6-foot-7, Jr., Santa Ana) has the flashiest resume of the lettermen. He was an honorable mention All-Big West Conference selection last year as he led the Titans in rebounding at 6.4 per game and was the No. 2 scorer at 15.3 points per game in his first season as a Titan after an idle year out of Santa Ana Valley High School.

"Ike has a chance to continue playing this game and make some money at it," said Hawking. "He's a spirited player who can play the '3' or '4' position equally well. He will do a lot of damage in the paint."

Richardson (6-foot-7, Sr., Fort Wayne, IN) has started 55 times in his 3-year, 74-game Titan career and has been a consistent performer, averaging about 5 points and 4 rebounds per game in each of his three seasons.

"Mark is a rock of Gibraltar," said Hawking. "He's been solid, if unspectacular, throughout his career. He's strong and has been a solid fixture. And we think he will produce more offense this season. He has advanced his game."

Jarrett (5-foot-11, Jr., Twentynine Palms) is the only point guard on the roster with Div. I experience, so his contribution will likely be critical to the team's success.

"The final eight games of last season, Kenroy was an impact player both offensively and defensively," said Hawking. "I think it was just a matter of him grasping what it takes to play the point at this level. It was his third year in the program after playing at Twentynine Palms High School, where his physical ability alone was enough to dominate."

Jarrett averaged 4.8 points and 1.6 assists on the season, but in the last eight games averaged 7.8 points. He shot 58 per cent from 3-point range down the stretch and ended up with a higher 3-point field goal percentage at .421 than senior teammates Chris Dade and Chris St. Clair, the school's career record holder and runnerup for most 3-pointers made.

Jarrett started 13 times as a freshman in 1995-96 before sitting

out a year with a knee injury. Last season he started only five times but played in all 28 games.

Cunningham (6-foot-5, Sr., Los Alamitos) is something of a bonus for Hawking. He had to appeal to the NCAA for a final year of eligibility as a sixth-year full-time student who has been out of high school for seven years. He started half the Titans' games last year after one season of junior college ball and averaged 5 points and 4 rebounds.

"We're very pleased he was able to win his appeal," said Hawking. "He's had a successful year of Div. I experience. He's a gym rat who loves to play."

Caldwell (6-foot-8, So., Peoria, AZ) appeared in all 28 games as a redshirt freshman in 1997-98 and started 6 times. He showed flashes of his potential with a 16-point effort in only 17 minutes against Portland and an outstanding 15-point, 9-rebound performance in an overtime defeat at New Mexico State. For the season he averaged 4.3 points and 3.6 rebounds.

"Matt has made a lot of progress in his two years in the program," said Hawking. "He's a very physical specimen with a year's experience under his belt. His skills are only going to grow."

Attention towards the newcomers has centered primarily on guard-forward Brandon Campbell (6-foot-4, Fr., St. Louis, MO) from Cardinal Ritter High School and guard Mark Murphy (6-foot, Jr., Phoenix, AZ) from Glendale Community College in Arizona. Campbell is an outstanding athlete who also will compete for the Titans' track and field squad while Murphy is a prolific perimeter shooter, hitting 51 per cent from 3-point range last year.

"Brandon can play the '2,' '3' or '4' positions," said Hawking. "He was among the top track athletes in the state of Missouri and at 205 pounds, will give us a more physical presence on the perimeter than we have had in the last few years."

"Murphy is an outstanding shooter. He doesn't miss. He can also play the point position."

Another possible point guard is Josh Helbig, who played the position as a 6-foot-5 senior at East Belleville High in Illinois last year. He also will see time at the '2' and '3' spots.

Another key new face is a local one in 6-foot-9 freshman forward Josh Fischer from La Habra High School. He has the size to play in the paint but also possesses a soft shooting touch from the perimeter.

Less certain are the roles of the remaining newcomers -- guards Matt Donahue (6-foot-1, Fr., Rancho Cucamonga) from Etiwanda HS and Danny Italiano (6-foot-5, Fr., Jerusalem) from Israel; walk-on guard Kito Patterson (6-foot-3, Jr., Bakersfield JC) and massive center Mitch Deve' (7-foot-2, Fr.) from La Cueva HS in Albuquerque, New Mexico.

Donahue has been plagued by an ankle injury during Fall conditioning while Deve' has had a cast on his right foot due to a stress fracture. Italiano spent the last three years serving in the Israeli Army while playing in international leagues.

"Donahue got hurt in the summer and they have had trouble diagnosing the problem," said Hawking. "Mitch had the same problem with a stress fracture in high school. He has great potential and it's up to him. We have him on a year-round conditioning program."

"Italiano is a 22-year-old freshman who we don't really know that much about. He has good size and individual skills, but we haven't seen him in the team concept."

The Titans will continue to play up-tempo basketball.

"We will again play pressure defense to create tempo and get some scoring out of our defense," said Hawking. "Offensively, we want to run, but that always depends on your ability to defend and rebound. We have good speed and balance. We have the advantage of being able to fast break or run a half-court attack. I think we have four or five guys capable of scoring in double figures on a given night."



## PLAYER PROFILES



PLAYERS



# ROSTER

## 1998-99 Cal State Fullerton Titans - Alphabetically

No.	Name	Pos.	Ht.	Wt.	Yr.	Hometown	Previous School
50	Matt Caldwell*	C	6-8	220	So.	Peoria, AZ	Centennial HS
25	Brandon Campbell	G/F	6-4	205	Fr.	St. Louis, MO	Cardinal Ritter HS
21	Jason Cunningham*	G/F	6-5	200	Sr.	Los Alamitos	Fullerton JC
44	Mitch Deve'	C	7-2	290	Fr.	Albuquerque, NM	La Cueva HS
33	Matt Donahue	G	6-1	170	Fr.	Rancho Cucamonga	Etiwanda HS
40	Josh Fischer	F/C	6-9	210	Fr.	La Habra	La Habra HS
5	Ike Harmon*	F	6-7	190	Jr.	Santa Ana	Santa Ana Valley HS
34	Josh Helbig	G/F	6-5	195	Fr.	Belleville, IL	East Belleville HS
15	Danny Italiano	G	6-5	190	Fr.	Jerusalem, Israel	Israeli Army
14	Kenroy Jarrett**	G	5-11	160	Jr.	Twentynine Palms	Twentynine Palms HS
3	Mark Murphy	G	6-0	185	Jr.	Phoenix, AZ	Glendale CC
22	Kito Patterson	G	6-3	205	Jr.	Carson	Bakersfield JC
42	Mark Richardson***	F/C	6-7	215	Sr.	Fort Wayne, IN	Bishop Dwenger HS

\*letters earned

**Head Coach:** Bob Hawking (Cal State Northridge '71), 5th year

**Assistants:** Todd Johnson (Oklahoma '91), 2nd year

Bob Thornton (UC Irvine '98), 1st year

Rich Bossenmeyer (Cal State Fullerton '89), 1st year

**Athletic Trainer:** Brent Smedley **Student Athletic Trainer:** Tyler Hamilton

**Student Manager:** Hai Pham

## 1998-99 Cal State Fullerton Titans - Numerically

No.	Name	Pos.	Ht.	Wt.	Yr.	Hometown	Previous School
3	Mark Murphy	G	6-0	185	Jr.	Phoenix, AZ	Glendale CC
5	Ike Harmon*	F	6-7	190	Jr.	Santa Ana	Santa Ana Valley HS
14	Kenroy Jarrett**	G	5-11	160	Jr.	Twentynine Palms	Twentynine Palms HS
15	Danny Italiano	G	6-5	190	Fr.	Jerusalem, Israel	Israeli Army
21	Jason Cunningham*	G/F	6-5	200	Sr.	Los Alamitos	Fullerton JC
22	Kito Patterson	G	6-3	205	Jr.	Carson	Bakersfield JC
25	Brandon Campbell	G/F	6-4	205	Fr.	St. Louis, MO	Cardinal Ritter HS
33	Matt Donahue	G	6-1	170	Fr.	Rancho Cucamonga	Etiwanda HS
34	Josh Helbig	G/F	6-5	195	Fr.	Belleville, IL	East Belleville HS
40	Josh Fischer	F/C	6-9	210	Fr.	La Habra	La Habra HS
42	Mark Richardson***	F/C	6-7	215	Sr.	Fort Wayne, IN	Bishop Dwenger HS
44	Mitch Deve'	C	7-2	290	Fr.	Albuquerque, NM	La Cueva HS
50	Matt Caldwell*	C	6-8	220	So.	Peoria, AZ	Centennial HS

\*letters earned

## Roster Breakdowns

### By Class

6 freshmen  
1 sophomore  
4 juniors  
2 seniors

### By Nation

12 United States  
1 Israel

### By State

6 California  
2 Arizona  
1 Illinois  
1 Indiana  
1 Missouri  
1 New Mexico

### By Experience

5 high school  
2 JC transfers  
1 Israeli soldier  
3 1-yr. lettermen  
1 2-yr. letterman  
1 3-yr. letterman

### Birthdays

01/03 - Donahue  
01/19 - Italiano  
03/08 - Caldwell  
04/15 - Fischer  
05/21 - Cunningham  
06/07 - Patterson  
07/12 - Campbell  
09/05 - Richardson  
09/20 - Helbig  
10/28 - Jarrett  
12/11 - Deve'  
12/13 - Harmon  
12/29 - Murphy

### By Age\*

18 - 4 - (Campbell youngest)  
19 - 1  
20 - 3  
21 - 2  
22 - 2  
24 - 1 - Cunningham

\*as of Opening Game, 11/16

## Student Manager



Hai  
Pham

## Pronunciation Guide


Mitch duh-VAY,  
La KWAY-vuh HS

KEE-toh Patterson



## 50 Matt Caldwell C

6-8 220 Sophomore 1V Peoria, AZ Centennial HS



## CAREER HIGHS

## Points

16- vs. Portland, 12/20/97

## Rebounds

9- at New Mexico St.,  
1/8/98

## Blocked Shots

3- at New Mexico St.,  
1/8/98

## Caldwell's 1997-98 Game-by-Game Statistics

OPPONENT	—TOTAL—				—3 PT—				Pct	Pts	Reb	PF/D	Ast	TO	Blk	Stl	Min
	GS	FG/FGA	Pct	FT/FTA	FG/FGA	Pct	FT/FTA	Pct									
@Utah	1	0/2	.000	0/0	.000	0/0	.000	0/0	.000	0	2	5/1	0	0	0	0	7
Norfolk State	0	1/1	1.000	0/0	.000	2/2	1.000	4	1	4/0	0	1	1	0	0	0	6
Lewis-Clark	0	0/1	.000	0/0	.000	0/0	.000	0	2	2/0	1	1	0	2	11	0	12
LMU	0	2/5	.400	0/0	.000	0/2	.000	4	6	2/0	0	0	0	0	0	0	12
@UCLA	0	1/5	.200	0/0	.000	0/0	.000	2	6	3/0	1	1	2	1	20	0	12
San Diego	0	0/1	.000	0/0	.000	0/0	.000	0	0	2/0	1	1	0	1	8	0	12
@UCLA	0	1/3	.333	0/0	.000	0/0	.000	2	3	2/0	0	2	0	0	5	0	12
Portland	0	6/8	.750	0/0	.000	4/6	.667	16	4	2/0	0	1	1	2	17	0	12
@UW-Green Bay	0	0/1	.000	0/0	.000	0/2	.000	0	1	3/0	0	1	0	0	6	0	12
@Loyola	0	1/2	.250	0/0	.000	1/4	.250	3	2	3/0	0	1	0	1	11	0	12
@NMSU	1	7/12	.567	0/0	.000	1/1	1.000	15	9	2/0	1	1	3	1	34	0	12
@North Texas	1	2/4	.500	0/0	.000	2/4	.500	6	6	3/0	0	2	0	0	15	0	12
Idaho	1	0/2	.000	0/0	.000	2/2	1.000	2	1	2/0	0	2	0	0	11	0	12
Boise State	0	1/1	1.000	0/0	.000	0/0	.000	2	2	3/0	0	1	0	0	6	0	12
@Long Beach	0	1/3	.333	0/0	.000	2/4	.500	4	3	3/0	1	0	0	0	10	0	12
@Pacific	0	0/1	.000	0/0	.000	1/2	.500	1	4	5/1	0	2	0	0	14	0	12
UCSB	0	0/0	.000	0/0	.000	0/0	.000	0	0	0/0	0	0	0	0	3	0	12
Cal Poly	0	3/4	.750	0/0	.000	0/2	.000	6	3	5/1	0	1	1	1	12	0	12
@UC Irvine	0	3/7	.429	0/0	.000	2/4	.500	8	8	4/0	0	1	0	1	20	0	12
@Utah State	0	1/6	.167	0/0	.000	0/0	.000	2	3	4/0	0	2	0	0	19	0	12
Nevada	0	1/2	.500	0/0	.000	1/2	.500	3	4	2/0	0	0	0	0	15	0	12
UC Irvine	0	6/7	.857	0/0	.000	1/2	.500	13	4	2/0	0	0	2	3	13	0	12
Pacific	0	1/5	.200	0/0	.000	0/0	.000	2	1	4/0	0	0	1	0	10	0	12
Long Beach	0	2/4	.500	0/0	.000	0/2	.000	4	4	1/0	0	2	1	0	13	0	12
@Cal Poly	0	5/9	.556	0/0	.000	0/0	.000	10	7	4/0	0	0	0	0	14	0	12
@UCSB	0	1/7	.143	0/0	.000	1/2	.500	3	8	3/0	0	1	0	0	19	0	12
Boise State	1	2/2	1.000	0/0	.000	2/4	.500	6	5	4/0	0	0	0	0	17	0	12
Utah State	1	1/3	.333	0/0	.000	0/0	.000	2	1	5/1	0	1	0	0	15	0	12

Matt Caldwell had a solid freshman season for the Titans and is being counted upon to step up to a higher level in the post for the 1998-99 season... self-proclaimed "chairman of the boards," he showed flurries of brilliance last season... rugged inside player not intimidated by Division I competition... very mobile for a big man... son of a youth league basketball coach with a good sense for the game.

**CSF IN 1997-98:** Appeared in all 28 games, six as a starter... averaged 4.3 points and 3.6 rebounds while playing about 13 minutes per game... had some huge individual efforts, most notably career-high 16 points and 4 rebounds in only 17 minutes vs. Portland on Dec. 20 and 15 points and career-high 9 rebounds in career-high 34 minutes.

**CENTENNIAL HIGH SCHOOL:** Set 16 school game, single-season and career records at Centennial in Peoria... first-team all-regional selection... earned honorable mention all-state honors... team captain... averaged 24 points and 15 rebounds per game as a senior for Coach Don Shaver... two-year letterman who was honorable mention all-region as a junior... won scholar-athlete awards as a junior... played football as a freshman and also was a high jumper as a junior.

**PERSONAL:** Born on March 8, 1978, in Shattuck, Oklahoma... parents are Calvin and Susan Caldwell of Peoria... has an older sister, a younger brother and two younger sisters... married Elizabeth Michelle Meurs on June 28, 1997... became a father on Feb. 20, 1998, with birth of daughter Michaela Jordin Caldwell at Placentia-Linda Hospital in Placentia... communications major who wanted to go to college on the West Coast... enjoys camping, hunting and water sports... biggest sports thrill was scoring 42 points in a single game... works in construction during the summer.

## Caldwell's Career Statistics

Year	G-GS	FG-FGA	Pct	3FG-FGA	Pct	FT-FTA	Pct	Points	Avg	Off	Def	Reb	Avg	PF/D	Ast	TO	Blk	Stl	Min
'97-98	28- 6	49- 108	.454	0- 0	0.000	22- 47	.468	120	4.3	41	59	100	3.6	84/4	5	25	12	13	369




# 21 Jason Cunningham G/F

6-5 200 Senior 1V Los Alamitos Fullerton JC



Jason Cunningham brings maturity as well as a year of Div. I experience to the 1998-99 Titan squad... one of only two seniors, he had to win an appeal to the NCAA for a "sixth" year of eligibility to replace the season he was erroneously ordered to sit out in 1996-97... made major contributions to Titan program last two years... after being out of organized basketball for two years he worked his way into a starting position and last year averaged 21 minutes per game... heralded high school player who didn't enroll in college full time until 1993-94 at West Ark CC in Fort Smith, Arkansas... played one season (1994-95) at Fullerton College and then attended UNLV in 1995-96 but did not play.



**CSF IN 1997-98:** Played in all but one of the 28 games and started 14 times while playing primarily in the "3" forward slot... averaged 5.0 points and was third on the team at 3.9 rebounds per game... started 14 of the 16 Big West Conference games and averaged 6.0 points and 5.0 rebounds... had 9 points and career-high 9 rebounds in 32 minutes at New Mexico State... also had 9 rebounds at Long Beach State... had career-high 12 points vs. Lewis-Clark State on Nov. 25.

**CSF IN 1996-97:** Thought to be ineligible after multiple transfers and unnecessarily sat out season.

**FULLERTON JC:** Averaged 18.6 points, 6.3 rebounds and 4.5 assists in 1994-95 for Coach Roger See... among top 10 in Orange Empire Conference in scoring, rebounds, assists and steals... shot 50 per cent from the floor including 37 per cent from 3-point range.

**LOS ALAMITOS HIGH SCHOOL:** All-CIF and Co-Most Valuable Player of the Empire League as a senior in 1991-92 for Coach Steve Brooks... averaged 22.1 points per game for the league champions who advanced to the CIF quarterfinals... a McDonald's and Street and Smith honorable mention All-America selection... two-time all-county pick and three-time first-team

All-Empire League selection... set school records for most points (640) and most field goals (271) in a season and career (1,427 and 609)... averaged 17 points in his three-year career... had single-game highs of 38 points and 17 rebounds vs. Katella.

**PERSONAL:** Born on May 21, 1974, in Lakewood... parents are David E. Cunningham and Jean Cooley... has an older sister and one younger and three older brothers... sociology major with undecided career plans.

## CAREER HIGHS

### Points

12- vs. Lewis-Clark St.,  
11/25/97

### Rebounds

9- at Long Beach St.,  
1/22/98

### Assists

3- at Loyola-Chicago,  
12/30/97;  
vs. UC Irvine,  
2/14/98;  
at UCSB, 2/28/98

### Blocked Shots

2- at Utah, 11/15/97

### 3-Point Field Goals

1- seven times

## Cunningham's 1997-98 Game-by-Game Statistics

OPPONENT	—TOTAL—			—3 PT—													
	GS	FG/FGA	Pct	FG/FGA	Pct	FT/FTA	Pct	Pts	Reb	PF/D	Ass	TO	Blk	Stl	Min		
@Utah	0	1/3	.333	0/0	.000	2/3	.667	4	2	3/0	1	0	2	0	18		
Norfolk State	0	1/5	.200	1/1	1.000	0/0	.000	3	2	0/0	1	4	0	1	13		
Lewis-Clark	0	5/9	.556	0/1	.000	2/4	.500	12	6	0/0	1	2	0	0	15		
@Pepperdine	0	0/0	.000	0/0	.000	0/0	.000	0	1	0/0	1	1	0	0	4		
San Diego	0	1/1	1.000	0/0	.000	0/0	.000	2	0	1/0	1	2	0	0	6		
@UCLA	0	1/1	1.000	0/0	.000	2/3	.667	4	2	0/0	1	0	0	2	11		
Potlano	0	4/6	.667	0/0	.000	0/0	.000	8	6	0/0	1	3	0	1	22		
@UW-Green Bay	0	1/1	1.000	0/0	.000	2/2	1.000	4	1	0/0	0	2	0	0	16		
@Loyola	0	1/1	1.000	0/0	.000	0/0	.000	2	4	1/0	3	3	0	2	10		
@NMSU	1	3/5	.600	1/1	1.000	2/6	.333	9	9	4/0	2	2	0	1	32		
@North Texas	1	2/3	.667	0/0	.000	0/0	.000	4	2	3/0	1	0	0	3	24		
Idaho	1	2/2	1.000	1/1	1.000	0/0	.000	5	2	1/0	0	0	0	2	22		
Boise State	1	2/3	.667	1/2	.500	1/2	.500	6	2	1/0	2	2	0	0	25		
@Long Beach	1	2/9	.222	0/1	.000	2/2	1.000	6	9	0/0	2	1	0	1	36		
@Pacific	1	4/7	.571	1/1	1.000	1/2	.500	10	5	3/0	1	2	0	1	34		
UCSB	1	3/10	.300	0/2	.000	2/2	1.000	8	6	4/0	0	3	0	2	37		
Cal Poly	1	3/8	.375	0/2	.000	0/0	.000	6	8	1/0	0	1	0	1	31		
@UC Irvine	1	2/3	.667	0/0	.000	0/0	.000	4	4	1/0	0	0	0	2	32		
@Utah State	1	3/11	.273	0/1	.000	0/0	.000	6	3	0/0	0	1	0	0	24		
Nevada	0	3/6	.500	0/2	.000	1/2	.500	7	4	2/0	2	1	0	0	29		
UC Irvine	1	2/5	.400	0/1	.000	5/5	1.000	9	6	3/0	3	3	0	3	30		
@UCSB	1	1/5	.200	0/2	.000	0/0	.000	2	4	2/0	0	1	0	1	22		
Long Beach	0	2/3	.667	1/1	1.000	2/2	1.000	7	3	3/0	1	0	0	1	18		
@Cal Poly	1	1/7	.143	0/1	.000	0/2	.000	2	8	3/0	2	3	0	1	26		
@UCSB	1	2/2	1.000	1/1	1.000	0/1	.000	5	5	0/0	3	2	0	0	24		
Boise State	0	0/1	.000	0/0	.000	0/1	.000	0	1	1/0	0	0	0	0	13		
Utah State	0	0/3	.000	0/2	.000	0/0	.000	0	0	3/0	1	1	0	0	10		


## Cunningham's Career Statistics

Year	G-GS	FG-FGA	Pct	3FG-FGA	Pct	FT-FTA	Pct	Points	Avg	Off	Def	Reb	Avg	PF/D	Ass	TO	Blk	Stl	Min
'97-98	27-14	52-120	.433	7-23	.304	24-39	.615	135	5.0	50	55	105	3.9	40/0	30	40	3	24	578




# 5 Ike Harmon F

6-7 190 Junior 1V Santa Ana S. A. Valley HS



Ike Harmon should be one of the most exciting players in the Big West Conference in 1998-99... a crowd pleasing leaper and dunker who also brings smiles to the Titan coaches with his contributions to team effort... has the ability to carry a team with his scoring and rebounding potential as well as enthusiasm... played both the "3" and "4" forward spots last year and will probably see time at both spots again... overcame a year on the sidelines to earn honorable mention All-Big West Conference laurels for 1997-98... unable to play or practice with the Titans in 1996-97 but passed 29 units in his freshman year under Prop. 48.



**CSF IN 1997-98:** Led team in rebounding at 6.4 per game and was team's No. 2 scorer at 15.3 points per game... shot 48 per cent from the floor... averaged almost three offensive rebounds per game... in Big West Conference games averaged 16.6 points and 6.6 rebounds... finished strong, averaging 20.6 points over last five games... had several big games including 27 points and 10 rebounds vs. USD (Dec. 6), 26 points and 13 rebounds at Cal Poly SLO (Feb. 26) and 26 points and 12 rebounds at UCSB (Feb. 28)... but most memorable contest was probably at North Texas on Jan. 10 when he made a game-winning tip-in with two seconds to play to cap a 23-point, 7-rebound effort that was highlighted by a 540-degree dunk shot... most improbable stat line came vs. UC Irvine on Feb. 14 when he scored 11 points and had 4 rebounds in only nine foul-plagued minutes before fouling out... scored 20 or more points nine times.

## Harmon's 1997-98 Game-by-Game Statistics

	~TOTAL~			~3 PT~														
OPPONENT	GS	FG/FGA	Pct	FG/FGA	Pct	FT/FTA	Pct	Pts	Reb	PF/D	Ast	TO	Blk	Stl	Min			
@Utah	1	1/ 7	.143	0/1	.000	4/ 6	.667	6	4	5/1	0	4	0	0	15			
Norfolk State	1	3/ 3	1.000	0/0	.000	4/ 7	.571	10	4	0/0	2	3	1	1	16			
LMU	0	2/ 5	.400	0/1	.000	4/ 8	.500	8	4	3/0	2	1	0	0	15			
@Pepperdine	0	7/11	.636	0/0	.000	1/ 4	.250	15	6	1/0	1	4	0	2	26			
San Diego	1	12/21	.571	1/1	1.000	2/ 4	.500	27	10	2/0	0	3	2	4	34			
@UCLA	1	5/12	.417	0/0	.000	4/ 7	.571	14	6	4/0	1	3	0	0	23			
Portland	1	8/12	.667	1/2	.500	0/ 2	.000	17	6	4/0	2	1	0	0	23			
@UW-Green Bay	1	3/ 7	.429	0/0	.000	0/ 1	.000	6	3	4/0	0	1	0	1	21			
@Loyola	1	6/15	.400	0/1	.000	5/13	.385	17	8	1/0	0	3	1	3	25			
@NMSU	0	4/17	.235	0/2	.000	0/ 2	.000	8	9	5/1	0	2	0	2	27			
@North Texas	0	9/15	.600	1/3	.333	4/ 5	.800	23	7	3/0	0	1	0	3	31			
Idaho	0	10/14	.714	0/2	.000	3/ 4	.750	23	8	4/0	0	5	0	1	27			
Boise State	1	7/14	.500	0/0	.000	7/ 8	.875	21	7	4/0	1	3	1	1	34			
@Long Beach	0	7/17	.412	0/0	.000	1/ 8	.125	15	7	3/0	0	0	1	0	31			
@Pacific	0	4/11	.364	0/1	.000	1/ 2	.500	9	1	2/0	0	0	0	1	16			
UCSB	0	7/16	.438	0/1	.000	7/10	.700	21	6	4/0	1	2	1	0	30			
Cal Poly	1	11/17	.647	1/2	.500	3/ 5	.600	26	13	4/0	1	4	2	1	28			
@UC Irvine	1	2/10	.200	1/3	.333	3/ 4	.750	8	6	5/1	1	5	1	1	22			
@Utah State	1	3/ 8	.375	0/0	.000	3/ 4	.750	9	5	5/1	0	2	0	1	20			
Nevada	1	5/12	.417	0/0	.000	2/ 4	.500	12	3	2/0	0	1	0	0	21			
UC Irvine	1	5/ 7	.714	0/2	.000	1/ 1	1.000	11	4	5/1	0	3	0	0	9			
Pacific	1	2/11	.182	0/0	.000	0/ 2	.000	4	3	3/0	0	3	0	3	25			
Long Beach	0	10/14	.714	0/1	.000	7/13	.538	27	5	4/0	5	1	1	1	26			
@Cal Poly	1	10/18	.556	1/2	.500	1/ 4	.250	22	9	2/0	1	1	1	2	28			
@UCSB	1	10/21	.476	1/2	.500	5/10	.500	26	12	3/0	0	2	1	2	33			
Boise State	0	3/10	.300	0/0	.000	9/11	.818	15	11	2/0	1	2	1	0	23			
Utah State	0	5/10	.500	1/3	.333	2/ 2	1.000	13	6	2/0	2	0	0	1	31			

## Harmon's Career Statistics

Year	G-GS	FG-FGA	Pct	3FG-FGA	Pct	FT-FTA	Pct	Points	Avg	Off	Def	Reb	Avg	PF/D	Ast	TO	Blk	Stl	Min
'97-98	27-16	161-335	.481	8-30	.267	83-151	.550	413	15.3	76	97	173	6.4	86/5	21	60	17	28	657

**SANTA ANA VALLEY HIGH SCHOOL:** First-team All-CIF selection... won All-Orange County honors from the *Los Angeles Times* and the *Orange County Register* as a senior for Coach Kevin Stipp... averaged 22 points and 11.2 rebounds... led

the county in rebounding and was No. 4 in scoring... one of the top Orange County high school players of recent years as he dominated the 1996 North-South All-Star Game... he won MVP honors with a 30-point, 10-rebound, 3-blocked shot effort to lead the South to a 102-96 victory on Apr. 19, 1996.

**PERSONAL:** Born on Dec. 13, 1977, in Orange County... parents are Thomas and Corneda Harmon... kinesiology and health promotion major... enjoys playing basketball at the beach.

### CAREER HIGHS

#### Points

27- vs. USD, 12/6/97;  
vs. Long Beach St.,  
2/21/98

#### Rebounds

13- vs. Cal Poly SLO,  
1/31/98

#### Assists

5- vs. Long Beach St.,  
2/21/98

#### Blocked Shots

3- vs. Pacific,  
2/19/98

#### 3-Point Field Goals

1- eight times



14

## Kenroy Jarrett G

5-11 160 Junior 2V 29 Palms 29 Palms HS

Kenroy Jarrett may be the key performer for the 1998-99 Titans as he is the only experienced point guard on the roster... has appeared in 54 games, 18 as a starter, in two seasons around a redshirt year... hopes to pick up where he left off with strong finish to the 1997-98 season... "KJ" has tremendous quickness to run the break but also can direct a half-court attack... quietly developed last season into the Titans' best 3-point field goal shooter (.421) and improved his free-throw percentage dramatically over freshman campaign... has a gymnastics background which manifests in his body control... great leaper and dunker... broken bone in left hand slowed him in Fall drills.



**CSF IN 1997-98:** Appeared in all 28 games including five as a starter... finished the season strong, averaging 7.8 points over final eight games... on the season averaged 4.8 points, 1.5 assists and 1.0 rebounds... hit at least one 3-point field goal in each of final eight games, making total of 11 in 19

tries (.579) to lift season's mark to .421, which was better than senior teammates Chris St. Clair (.384) and Chris Dade (.365)... had phenomenal game vs. Nevada on Feb. 12, scoring a career-high 15 points while hitting 6 of 9 shots including 3 of 3 from trey land, all in the second half... led team in free-throw percentage at .818 (27 of 33) and hit 3 of 4 in final 30 seconds to nail down victory at UC Irvine on Feb. 5.

**CSF IN 1996-97:** Sat out the season rehabilitating torn cartilage in a knee... scored 6 points in 29 minutes on Nov. 4 in an exhibition win over High Five America... suffered the injury in practice in mid-November and eventually had arthroscopic surgery... by the end of the season was able to practice full speed.

**CSF IN 1995-96:** Played in all 26 games and started 13 times... averaged 4.7 points and 1.7 assists... selected to the Big West Conference All-Freshmen team... had better first half of Big West season when he was the starter... averaged 6.6 points in first nine games... averaged 3.2 points in last nine games while starting only twice... best run was in mid-January... had back-to-back 11-point games vs. UCSB and Long Beach State on Jan. 8 and Jan. 10, respectively... had season high of 12 points and career-high 6 assists in home win over New Mexico State on Jan. 20.

**29 PALMS HIGH SCHOOL:** Three-year starter for Coach Reese Troublefield... first-team All-CIF and Division IV all-state



## CAREER HIGHS

## Points

15- vs. Nevada, 2/12/98

## Rebounds

5- at Nevada, 1/27/96

## Assists

6- vs. New Mexico St., 1/20/96

## 3-Point Field Goals

3- at USF, 12/22/95;  
at Long Beach State,  
1/10/96;  
vs. Nevada, 2/12/98

## Jarrett's Career Statistics

Year	G-GS	FG-FGA	Pct	3FG-FGA	Pct	FT-FTA	Pct	Points	Avg	Off	Def	Reb	Avg	PF/D	Ast	TO	Blk	Stl	Min
'95-96	26-13	41-131	.313	27-91	.297	13-23	.565	122	4.7	15	26	41	1.6	45/0	45	58	1	13	526
'97-98	28-5	41-102	.402	24-57	.421	27-33	.818	133	4.8	5	23	28	1.0	27/0	43	49	0	10	425
CSF	54-18	82-233	.352	51-148	.345	40-56	.714	255	4.7	20	49	69	1.3	72/0	88	107	1	23	951



selection his senior year... DeAnza League Most Valuable Player... averaged 22.8 points with 5.3 assists and 6.0 rebounds... also blocked 34 shots... had high of 34 points against Rubidoux High School ... best assist total was 11... averaged 24.5 points in the playoffs... as a junior averaged 20.1 points and was first-team all-league... earned honorable mention all-league honors as a sophomore.


**PERSONAL:** Born on Oct. 28, 1976, in Brooklyn, New York... mother is Virginia Jarrett... has two brothers and two sisters... criminal justice major... has a dual goal of becoming a computer scientist and an NBA all-star.

## Jarrett's 1995-96 Game-by-Game Statistics

OPPONENT	—TOTAL—			—3 PT—			Pct	Pts	Reb	PF/D	Ast	TO	Blk	Stl	Min
	GS	FG/FGA	Pct	FG/FGA	Pct	FT/FTA									
@UCLA	0	0/0	.000	0/0	.000	0/0	.000	0	0	0/0	0	1	0	0	8
@CSUN	0	0/3	.000	0/3	.000	0/0	.000	0	1	3/0	0	0	0	0	7
@SDSU	0	2/4	.500	2/2	1.000	0/0	.000	6	1	1/0	2	1	1	0	8
Gonzaga	0	2/7	.286	1/5	.200	0/0	.000	5	1	1/0	3	2	0	0	23
LMU	0	1/6	.167	1/5	.200	0/0	.000	3	0	1/0	2	2	0	0	21
@USF	0	4/9	.444	3/5	.600	0/0	.000	11	3	2/0	0	3	0	0	23
@Utah	1	2/7	.286	1/5	.200	0/0	.000	5	0	2/0	2	4	0	0	24
Montana	1	1/7	.143	1/5	.200	1/2	.500	4	1	2/0	3	2	0	1	25
San Jose St.	1	1/5	.200	0/2	.000	0/0	.000	2	2	3/0	1	4	0	0	20
Pacific	1	1/2	.500	1/2	.500	0/0	.000	3	2	3/0	3	1	0	0	18
@UCSB	1	5/9	.556	1/5	.200	0/0	.000	11	3	2/0	1	0	0	2	30
@Long Beach	1	4/5	.800	3/3	1.000	0/0	.000	11	1	0/0	1	5	0	1	22
UC Irvine	1	2/7	.286	2/5	.400	1/2	.500	7	1	4/0	1	2	0	0	22
UNLV	1	1/6	.167	1/2	.500	2/4	.500	5	3	3/0	4	1	0	2	23
New Mexico St.	1	2/4	.500	2/4	.500	6/8	.750	12	2	3/0	6	3	0	1	34
@Utah State	1	0/4	.000	0/3	.000	0/0	.000	0	3	1/0	3	2	0	1	26
@Nevada	1	3/6	.500	2/5	.400	0/1	.000	8	5	1/0	2	3	0	0	25
Long Beach	1	1/6	.167	0/4	.000	0/0	.000	2	3	4/0	0	9	0	1	25
UCSB	1	1/3	.333	1/3	.333	0/0	.000	3	2	0/0	3	1	0	0	21
@UC Irvine	0	2/5	.400	0/3	.000	0/0	.000	4	0	2/0	1	4	0	1	21
@New Mexico St.	0	0/1	.000	0/1	.000	1/2	.500	1	1	1/1	1	0	0	0	12
@UNLV	0	3/6	.500	2/4	.500	0/0	.000	8	0	3/0	1	2	0	0	18
Nevada	0	1/6	.167	1/6	.167	2/4	.500	5	1	2/0	1	1	0	0	23
Utah State	0	1/3	.333	1/3	.333	0/0	.000	3	0	1/0	1	2	0	0	9
@Pacific	0	0/6	.000	0/4	.000	0/0	.000	0	2	0/0	2	3	0	3	21
@San Jose St.	0	1/4	.250	1/2	.500	0/0	.000	3	3	0/0	1	0	0	0	17

## Jarrett's 1997-98 Game-by-Game Statistics

OPPONENT	—TOTAL—			—3 PT—			Pct	Pts	Reb	PF/D	Ast	TO	Blk	Stl	Min
	GS	FG/FGA	Pct	FG/FGA	Pct	FT/FTA									
@Utah	0	0/5	.000	0/3	.000	0/0	.000	0	1	2/0	1	2	0	0	14
Norfolk State	0	0/2	.000	0/0	.000	2/4	.500	2	1	0/0	0	2	0	0	11
Lewis-Clark	0	2/6	.333	0/2	.000	0/0	.000	4	3	2/0	2	2	0	0	16
LMU	0	2/3	.667	1/1	1.000	2/2	1.000	7	1	0/0	1	1	0	0	10
@Pepperdine	0	1/3	.333	1/1	1.000	0/0	.000	3	0	1/0	1	2	0	0	12
San Diego	0	1/3	.333	1/3	.333	0/0	.000	3	1	0/0	2	0	0	0	7
@UCLA	0	2/7	.286	2/5	.400	2/2	1.000	8	1	1/0	2	4	0	1	15
Portland	0	0/0	.000	0/0	.000	0/0	.000	0	0	1/0	0	1	0	0	6
@UW-Green Bay	0	0/2	.000	0/2	.000	0/0	.000	0	2	1/0	0	2	0	0	13
@Loyola	0	0/2	.000	0/0	.000	0/0	.000	0	0	1/0	0	2	0	0	8
@NMSU	0	1/1	1.000	0/0	.000	0/0	.000	2	0	1/0	0	0	0	0	6
@North Texas	0	2/2	1.000	1/1	1.000	1/1	1.000	6	0	2/0	1	2	0	2	7
Idaho	0	1/4	.250	1/1	1.000	0/0	.000	3	0	1/0	1	3	0	0	20
Boise State	0	0/0	.000	0/0	.000	2/2	1.000	2	2	1/0	2	0	0	0	8
@Long Beach	0	1/3	.333	1/2	.500	4/4	1.000	7	2	1/0	3	3	0	0	20
@Pacific	0	1/5	.200	1/5	.200	0/0	.000	3	0	2/0	2	2	0	0	12
UCSB	1	2/2	1.000	0/0	.000	0/0	.000	4	0	0/0	2	2	0	1	21
Cal Poly	1	2/7	.286	2/5	.400	2/2	1.000	8	0	2/0	5	1	0	1	35
@UC Irvine	1	2/4	.500	2/4	.500	3/4	.750	9	2	1/0	3	6	0	0	26
@Utah State	1	0/4	.000	0/3	.000	0/0	.000	0	1	1/0	0	2	0	0	23
Nevada	0	6/9	.667	3/3	1.000	0/0	.000	15	2	0/0	2	0	0	2	19
UC Irvine	0	3/5	.600	1/2	.500	2/2	1.000	9	2	2/0	1	1	0	1	23
Pacific	0	1/2	.500	1/2	.500	1/2	.500	4	1	0/0	1	0	0	0	11
Long Beach	0	3/5	.600	2/3	.667	2/2	1.000	10	0	0/0	2	3	0	0	16
@Cal Poly	1	3/3	1.000	1/1	1.000	0/0	.000	7	2	1/0	5	4	0	1	26
@UCSB	0	2/4	.500	1/3	.333	0/0	.000	5	1	2/0	2	1	0	0	15
Boise State	0	2/4	.500	1/2	.500	4/6	.667	9	2	1/0	2	0	0	0	19
Utah State	0	1/5	.200	1/3	.333	0/0	.000	3	1	0/0	0	1	0	1	16



## DIV. I TITANS IN OVERTIME GAMES



Year	W-L	Year	W-L
1974-75	1-0	1987-88	1-0
1975-76	0-1	1988-89	5-1
1976-77	0-1	1989-90	1-3
1977-78	1-0	1990-91	2-1
1978-79	2-0	1991-92	2-0
1979-80	1-0	1992-93	1-1
1980-81	0-4	1993-94	0-1
1981-82	2-1	1994-95	1-1
1983-84	0-3	1995-96	2-1
1984-85	1-1	1996-97	0-1
1985-86	1-4	1997-98	0-1
1986-87	1-3	<b>Totals</b>	<b>25-29</b>



# 42 Mark Richardson F/C

6-7 215 Senior 3V Fort Wayne, IN Bishop Dwenger HS

Mark Richardson is the veteran of the Titan basketball program as the only three-year letterman and one of only two seniors... has played both the "4" and "5" inside spots during a 74-game Titan career that includes 55 starts... does a good job of executing the "little things" that don't show up in the box scores... excellent rebounder with good strength and gets good position... plays extremely hard and is very consistent... has career scoring average of 4.9 points while grabbing 4.2 rebounds per game... has career field-goal percentage of .487... played career high 614 minutes.



**CSF IN 1997-98:** Appeared in all 28 games including 24 as a starter... led regulars with .500 field-goal percentage... team's No. 2 rebounder at 4.8 per game... averaged 5.4 points per game... best game of season was at Cal Poly SLO on Feb. 26 when he had career-high 14 rebounds and season-high 14 points... finished season strong, shooting .542 (32-for-59) from the floor in the last 13 games... played Boise State twice and each time hit career-high 5 free throws.

## Richardson's 1997-98 Game-by-Game Statistics

OPPONENT	—TOTAL—				—3PT—				Pct	Pts	Reb	PF/D	Ast	TO	Blk	Stl	Min
	GS	FG/FGA	Pct	FG/FGA	Pct	FT/FTA	Pct	Pts									
@Utah	1	2/ 6	.333	0/ 0	.000	0/ 0	.000	4	4	4/ 0	1	4	0	1	22		
Norfolk State	1	5/ 5	1.000	0/ 0	.000	0/ 2	.000	10	5	3/ 0	0	3	0	2	27		
Lewis-Clark	1	1/ 6	.167	0/ 0	.000	1/ 2	.500	3	5	3/ 0	1	1	5	2	22		
LMU	1	3/ 4	.750	0/ 0	.000	1/ 2	.500	7	9	4/ 0	3	3	1	0	30		
@Pepperdine	1	0/ 5	.000	0/ 0	.000	0/ 2	.000	0	4	4/ 0	1	3	2	1	27		
San Diego	1	2/ 6	.333	0/ 0	.000	0/ 1	.000	4	5	4/ 0	2	1	0	2	24		
@UCLA	1	2/ 3	.667	0/ 0	.000	2/ 2	1.000	6	4	4/ 0	1	5	0	0	18		
Portland	0	0/ 0	.000	0/ 0	.000	0/ 0	.000	0	1	1/ 0	0	0	0	0	3		
@UW-Green Bay	1	3/ 5	.600	0/ 0	.000	1/ 2	.500	7	6	2/ 0	1	2	0	0	22		
@Loyola	1	0/ 0	.000	0/ 0	.000	2/ 2	1.000	2	2	3/ 0	0	2	0	0	14		
@NMSU	1	3/ 5	.600	0/ 0	.000	0/ 0	.000	6	4	5/ 1	1	2	0	0	20		
@North Texas	1	6/11	.545	0/ 0	.000	1/ 4	.250	13	7	4/ 0	1	4	0	0	27		
Idaho	1	0/ 1	.000	0/ 0	.000	0/ 0	.000	0	3	5/ 1	0	2	0	0	17		
Boise State	1	0/ 1	.000	0/ 0	.000	5/ 9	.556	5	4	2/ 0	3	1	0	1	28		
@Long Beach	1	2/ 5	.400	0/ 0	.000	0/ 2	.000	4	6	1/ 0	2	1	0	0	25		
@Pacific	1	7/ 8	.875	0/ 0	.000	0/ 1	.000	14	6	1/ 0	0	1	0	0	25		
UCSB	0	2/ 3	.667	0/ 0	.000	2/ 4	.500	6	1	3/ 0	1	1	1	0	22		
Cal Poly	0	2/ 2	1.000	0/ 0	.000	0/ 0	.000	4	0	3/ 0	0	1	0	0	9		
@UC Irvine	1	1/ 3	.333	0/ 0	.000	0/ 0	.000	2	7	1/ 0	2	3	0	0	26		
@Utah State	1	2/ 5	.400	0/ 0	.000	2/ 2	1.000	6	5	1/ 0	1	1	0	0	19		
Nevada	1	2/ 2	1.000	0/ 0	.000	0/ 0	.000	4	2	1/ 0	0	0	0	0	21		
UC Irvine	1	3/ 7	.429	0/ 0	.000	3/ 5	.600	9	7	3/ 0	0	3	1	0	26		
Pacific	1	2/ 4	.500	0/ 0	.000	0/ 1	.000	4	5	2/ 0	2	4	0	2	22		
Long Beach	0	3/ 5	.600	0/ 0	.000	0/ 0	.000	6	7	3/ 0	1	1	0	0	21		
@Cal Poly	1	5/ 9	.556	0/ 0	.000	4/ 5	.800	14	14	5/ 1	1	4	0	0	32		
@UCSB	1	0/ 5	.000	0/ 0	.000	1/ 2	.500	1	4	2/ 0	0	0	0	0	26		
Boise State	1	3/ 6	.500	0/ 0	.000	5/ 9	.556	11	5	1/ 0	0	0	1	1	31		
Utah State	1	0/ 0	.000	0/ 0	.000	0/ 0	.000	0	2	1/ 0	0	2	0	0	10		

## Richardson's Career Statistics

Year	G-GS	FG-FGA	Pct	3FG-FGA	Pct	FT-FTA	Pct	Points	Avg	Off	Def	Reb	Avg	PF/D	Ast	TO	Blk	Stl	Min
'95-96	20-17	34- 74	.459	0- 0	.000	25- 34	.735	93	4.7	42	54	96	4.8	63/ 5	9	39	5	9	495
'96-97	26-14	46- 96	.479	0- 0	.000	25- 36	.694	117	4.5	30	53	83	3.2	84/ 6	18	39	7	8	511
'97-98	28-24	61-122	.500	0- 0	.000	30- 59	.508	152	5.4	51	83	134	4.8	76/ 3	25	55	11	12	614
Career	74-55	141-292	.487	0- 0	.000	80-129	.620	362	4.9	123	190	313	4.2	223/14	52	133	23	29	1620



**CSF IN 1996-97:** Started 10 of the final 12 games... averaged 4.5 points and 3.2 rebounds... had strong game on Feb. 27 vs. Cal Poly SLO with career-high 16 points on 6 of 9 floor shooting, 7 rebounds and 5 assists... hit 11 of 13 field goals in 3-game span in mid-January... made 15 of 17 free throws in final eight games.

### CAREER HIGHS

#### Points

16- vs. Cal Poly SLO,  
2/27/97

#### Rebounds

14- at Cal Poly SLO,  
2/26/98

#### Assists

5- vs. Cal Poly, 2/27/97

#### Blocked Shots

5- vs. Lewis-Clark St.,  
11/25/97

**CSF IN 1995-96:** Started the Titans' first 17 games and played in the first 20 before missing the last six due to a fractured finger on his left hand, suffered early in the Feb. 10 game at UC Irvine... averaged 4.7 points and

where the Titans lost on a last-second basket... had season-high 13 points and 9 rebounds (later matched)... shot 74 per cent from the foul line.

**BISHOP DWENGER HIGH:** Three-year varsity letterman at center and forward... as a senior averaged 14.7 points and 8.8 rebounds for Coach Chris Johnson... shot 61 per cent from the floor and 66 per cent from the foul line... blocked 48 shots and had 45 assists... as a freshman played football and ran hurdles and high jumped for track team.


**PERSONAL:** Born on Sept. 5, 1976, in Fort Wayne, Indiana... parents are Ed and Annette Richardson... has a younger brother and an older sister... business administration major.

### Richardson's 1995-96 Game-by-Game Statistics

OPPONENT	—TOTAL—			—3 PT—			Pct	Pts	Reb	PF/D	Ast	TO	Blk	Stl	Min
	GS	FG/FGA	Pct	FG/FGA	Pct	FT/FTA									
@UCLA	1	1/4	.250	0/0	.000	3/4	.750	5	1	4/0	0	0	0	1	24
@CSUN	1	5/8	.625	0/0	.000	1/2	.500	11	6	1/0	0	0	0	0	30
@SDSU	1	1/1	1.000	0/0	.000	1/2	.500	3	8	4/0	0	2	2	0	37
Gonzaga	1	2/7	.286	0/0	.000	0/1	.000	4	8	2/0	0	2	0	0	26
LMU	1	2/2	1.000	0/0	.000	3/4	.750	7	3	3/0	0	4	2	2	27
@USF	1	0/1	.000	0/0	.000	2/2	1.000	2	5	4/0	1	3	0	1	22
@Utah	1	1/5	.200	0/0	.000	0/0	.000	2	3	5/1	1	1	0	0	22
Montana	1	0/2	.000	0/0	.000	4/4	1.000	4	3	3/0	1	6	1	0	31
San Jose St.	1	1/3	.333	0/0	.000	0/0	.000	2	4	5/1	0	0	0	1	17
Pacific	1	2/4	.500	0/0	.000	3/4	.750	7	6	2/0	1	1	0	0	32
@UCSB	1	6/8	.750	0/0	.000	1/2	.500	13	9	1/0	0	2	0	1	31
@Long Beach	1	0/2	.000	0/0	.000	0/0	.000	0	3	5/1	2	3	0	1	23
UC Irvine	1	3/5	.600	0/0	.000	2/4	.500	8	9	3/0	1	2	0	1	33
UNLV	1	2/4	.500	0/0	.000	0/0	.000	4	5	5/1	0	0	0	0	27
New Mexico St.	1	2/7	.286	0/0	.000	3/3	1.000	7	7	2/0	0	0	0	0	29
@Utah State	1	0/2	.000	0/0	.000	2/2	1.000	2	4	5/1	0	5	0	1	17
@Nevada	1	3/4	.750	0/0	.000	0/0	.000	6	2	2/0	1	3	0	0	22
Long Beach	0	3/5	.600	0/0	.000	0/0	.000	6	6	3/0	0	3	0	0	19
UCSB	0	0/0	.000	0/0	.000	0/0	.000	0	4	3/0	0	0	0	0	23
@UC Irvine	0	0/0	.000	0/0	.000	0/0	.000	0	0	1/0	1	2	0	0	5

### Richardson's 1996-97 Game-by-Game Statistics


OPPONENT	—TOTAL—			—3 PT—			Pct	Pts	Reb	PF/D	Ast	TO	Blk	Stl	Min
	GS	FG/FGA	Pct	FG/FGA	Pct	FT/FTA									
@BYU	0	3/4	.750	0/0	.000	2/2	1.000	8	2	5/1	0	1	0	0	14
Utah	1	0/2	.000	0/0	.000	0/1	.000	0	2	3/0	0	0	0	0	27
@Montana	1	3/4	.750	0/0	.000	0/0	1.000	6	1	5/1	0	0	0	0	22
@LMU	1	0/2	.000	0/0	.000	0/0	.000	0	0	4/0	0	3	0	0	18
@USD	1	0/0	.000	0/0	.000	0/0	.000	0	1	3/0	0	2	0	0	18
Loyola-Chicago	0	1/2	.500	0/0	.000	0/1	.000	2	1	3/0	0	1	0	0	14
Pepperdine	0	0/1	.000	0/0	.000	0/0	.000	0	1	4/0	1	2	0	0	11
Brown	0	0/3	.000	0/0	.000	0/0	.000	0	4	0/0	0	0	1	0	8
Columbia	0	3/5	.600	0/0	.000	1/2	.500	7	5	1/0	0	1	1	1	16
@Gonzaga	0	1/2	.500	0/0	.000	1/2	.500	3	1	2/0	1	0	0	0	13
Pacific	0	2/2	1.000	0/0	.000	0/0	.000	4	3	3/0	0	1	0	0	11
@UCSB	0	0/0	.000	0/0	.000	0/1	.000	0	0	2/0	0	0	0	0	14
@Cal Poly SLO	0	3/5	.600	0/0	.000	4/6	.667	10	8	2/0	0	0	0	1	22
Utah State	0	3/3	1.000	0/0	.000	2/3	.667	8	0	5/1	0	1	0	0	13
@UC Irvine	1	5/5	1.000	0/0	.000	0/0	.000	10	5	3/0	1	2	0	2	27
@Idaho	1	0/5	.000	0/0	.000	0/0	.000	0	5	3/0	1	0	0	0	32
@Boise State	1	5/6	.833	0/0	.000	0/1	.000	10	8	4/0	2	2	1	0	27
New Mexico St.	1	0/2	.000	0/0	.000	0/0	.000	0	1	5/1	0	4	1	0	17
North Texas	1	4/9	.444	0/0	.000	1/1	1.000	9	7	5/1	4	3	1	0	32
UC Irvine	1	2/6	.333	0/0	.000	2/2	1.000	6	5	3/0	1	2	0	1	27
@Nevada	1	1/4	.250	0/0	.000	2/2	1.000	4	4	1/0	0	5	0	1	23
@Pacific	1	1/4	.250	0/0	.000	0/0	.000	2	2	4/0	0	2	0	0	17
@Long Beach	0	1/4	.250	0/0	.000	3/4	.750	5	5	5/1	1	1	0	1	23
Cal Poly SLO	1	6/9	.667	0/0	.000	4/4	1.000	16	7	4/0	5	4	2	1	21
UCSB	0	1/4	.250	0/0	.000	2/2	1.000	4	2	4/0	1	0	0	0	23
@Nevada	1	1/3	.333	0/0	.000	1/2	.500	3	3	1/0	0	2	0	0	21





# 25 Brandon Campbell G/F


6-4 205 Freshman HS St. Louis, MO Cardinal Ritter HS



Brandon Campbell is probably the best athlete on the Titan basketball team although only a true freshman... outstanding prep basketball player and track and field athlete and will compete in both sports for the Titans... outstanding leaper.


**CARDINAL RITTER HIGH SCHOOL:** All-conference, all-district and all-metro basketball selection for Coach Preston Thomas as a forward... as a senior averaged 13 points, 5 rebounds, 3 steals, 3 assists and 1 block... made the honor roll... in track was Missouri state runnerup in the high jump with a leap of 6-foot-9... career best of 7-foot-1 as a senior was the 13th best mark in the nation last year (No. 1 was 7-foot-3 1/3)... Missouri state champion in the 100 (10.8), 200 (21.7) and 400-meters (48.0) and second in the high jump at 6-foot-9... lifetime best times are 10.6 in the 100, 21.0 in the 200, 47.2 in the 400 and 1:56 in the 800.

**PERSONAL:** Born on July 12, 1980, in St. Louis, MO... parents are Ezell and Darla Campbell... has an older brother and a younger sister... accounting major who hopes to own a business... credits Coach Thomas for giving him great opportunities.



# 44 Mitch Deve' C


7-2 290 Freshman HS Albuquerque, NM La Cueva HS



Mitch Deve' is easily the largest player in the history of Titan basketball... was expected to redshirt as a freshman even before suffering a stress fracture in his right foot in September.

**LA CUEVA HIGH SCHOOL:** Saw limited playing time in two seasons with the LaCueva Bears and Coach Frank Castillo... hampered by foot injuries... team won back-to-back city championships.


**PERSONAL:** Born on Dec. 11, 1979, in Albuquerque, NM... parents are Ralph and Debbie Deve'... Has an older sister, Stephanie... undeclared major... enjoys automobiles and computers... was a member of state championship AAU team and played in the national championship tournament for Coach Steve Davis, whom Mitch credits with pushing him to work harder.





## 33 Matt Donahue G


6-1 170 Freshman HS Rancho Cucamonga Etiwanda HS



Matt Donahue is a promising perimeter shooter and ballhandler who should see playing time as a true freshman in 1998-99... must overcome slow start in conditioning period caused by nagging ankle injury... plagued by injuries in his high school career.


**ETIWANDA HIGH SCHOOL:** Four-year varsity letterman at Etiwanda High School... all-league and team's most valuable player as a senior and team went to the CIF playoffs... was selected team's most determined player... dislocated his right thumb, tearing a tendon, and missed much of his junior season but returned for the CIF championship game at the Arrowhead Pond of Anaheim.

**PERSONAL:** Born on Jan. 3, 1980, in Pomona... full name is Matt Christian Donahue... parents are Mark and Kathie Donahue of LaVerne... has an older sister, Kori... undeclared major... chose Cal State Fullerton because of the coaching staff.



## 40 Josh Fischer F/C


6-9 210 Freshman HS La Habra La Habra HS



Josh Fischer has an opportunity to gain considerable playing time as a true freshman for the Titans in 1998-99... mobile big man with good outside shooting touch.

**LA HABRA HIGH SCHOOL:** Two-time all-league selection and two-time team most valuable player at La Habra High School for Coach David Eck... selected to play in the Orange County and Eddie Jones Summer All-Star Games... averaged 18 points, 10 rebounds and 2 assists as a senior... shot 77 per cent from the foul line... also lettered as a sophomore and was selected team's most improved player... played both forward spots and the center position during his career with the Highlanders.

**PERSONAL:** Born on Apr. 15, 1980, in Santa Ana... full name is Josh Brian Fischer... parents are Brian and Michele Fischer... has three brothers (Jamie, Jacob and Jordan) and one younger sister (Jonee)... undeclared major... enjoys basketball, video games and riding jet skis... biggest sports thrills were games with rival Sonora High School in La Habra and playing at the Forum in the Eddie Jones All-Star Game... credits Coach Dinos Trigonis for giving him a chance to play at the Division I level.






34

## Josh Helbig G/F


6-5 195 Freshman HS Belleville, IL East Belleville HS



Josh Helbig is expected to make a major contribution to the Titan basketball program in his freshman season... excellent all-around player.

**EAST BELLEVILLE HIGH SCHOOL:** Four-year varsity letterman for Coach Doug McCrary... all-state, all-conference and All-St. Louis Metro area selection as a senior... played both point and off guard as an upperclassman... played forward as a freshman and sophomore... had a career high of 35 points in a single game... during his career, East Belleville won its area tournament three times and qualified for the state championship tournament.


**PERSONAL:** Born on Sept. 20, 1979, in Belleville, IL... full name is Josh William Helbig... parents are Bill Helbig and Ellen Boyne... has an older sister, Rachel, and an older step-brother, Josh Walhman... communications major... biggest sports thrill was competing in state championship tournament... credits Coach McCrary for teaching him leadership and discipline.



15

## Danny Italiano G


6-5 190 Freshman HS Jerusalem, Israel Israeli Army



Danny Italiano was a late summer addition to the Titans' roster... possesses plenty of raw talent... came to the United States and eventually Cal State Fullerton for a chance to play Div. I collegiate basketball.

**ORT COLLEGE:** Graduated from "high school" in Israel in 1994 and then served three years in the Israeli Army... his school won the Jerusalem area championship in his senior year... while in the Army he played for the Hapoel-Jerusalem basketball team... also played for the Israeli national under-22 team... had a career high of 43 points.


**PERSONAL:** Born on Jan. 19, 1976, in Jerusalem, Israel... parents are Zion and Olga Italiano of Jerusalem... has two brothers (Michael, Yaniv) and a sister (Alona)... communications major.





## 3 Mark Murphy G

6-0 185 Junior JC Phoenix, AZ Glendale CC




Mark Murphy was one of the last Titans to sign with the Cal State Fullerton program last year but he should be at the forefront of the offensive attack... prolific outside shooter who will be asked to pick up for the slack of the graduated Chris St. Clair and Chris Dade... had one year of NAIA experience and a solid year of junior college ball under his belt, so should be ready to step right into a Div. I lineup.

**MOON VALLEY HIGH SCHOOL:** Honorable mention All-America by *USA Today* as a senior for Coach John Boie... Arizona's 4A Player of the Year and Regional Player of the Year... as a junior was regional player of the year, honorable mention all-state and second-team All-Valley of the Sun.

**GRAND CANYON COLLEGE:** Averaged 9 points as a freshman for Coach Leighton McCrary.


**GLENDALE COMMUNITY COLLEGE:** Arizona Community College Athletic Conference co-player of the year as a sophomore for Coach Howard Brown... honorable mention All-America selection... averaged 23 points and 4 steals while shooting 51 per cent from 3-point range and 90 per cent from the free-throw line.

**PERSONAL:** Born on Dec. 29, 1977, in Phoenix, AZ... full name is Mark Edward Murphy... parents are Pat and Angie Murphy... has brothers, Brian and Patrick... criminal justice major... most memorable sports thrill was playing in the national championship tournament for Grand Canyon.... credits Coach Boie for teaching him to live life with no regrets.



## 22 Kito Patterson G

6-3 205 Junior JC Carson Bakersfield JC




Kito Patterson is a walk-on candidate who has made the Titans' opening day roster after impressive play in pre-season conditioning and practice sessions... physically strong and should make a positive contribution to the team's performance.

**BANNING HIGH SCHOOL:** Was on two Los Angeles City 3-A championship teams (1993 and 1994) for Banning High School in Wilmington... averaged 11 points as a senior for Coach Marc Paez with 6 rebounds and 6 assists per game... played forward.

**BAKERSFIELD COLLEGE:** Played two years of small forward and shooting guard at Bakersfield College... averaged 6 points, 5 rebounds and 5 assists as a freshman... missed more than half of his sophomore season due to a broken hand.

**PERSONAL:** Born on June 7, 1977, in Long Beach... parents are Rodney and Dani Patterson... Rodney is a dean at Los Angeles City College... Kito has a brother, Gregory, and a sister, Alaina... business administration major... credits Coach Paez for teaching him how to carry himself on and off the basketball court.







2 Corporate Park, Suite 206, Irvine, CA 92606 • (949) 261-2525/2528 Fax

Commissioner Dennis Farrell



The Big West Conference continues to undergo change as it approaches its fourth decade of existence. Created in 1969 as the Pacific Coast Athletic Association with seven charter members, all in California, the Big West evolved into a 12-school organization for the 1996-97 academic year with half the member institutions being located outside of California.

A change in name to the Big West was made in 1988 and it has proven prophetic. The conference for the third year includes schools in Nevada (Nevada), Utah (Utah State), Idaho (Idaho and Boise State), New Mexico (New Mexico State) and Texas (North Texas) along with California (Cal State Fullerton, Long Beach State, Pacific, UC Irvine, UC Santa Barbara and Cal Poly San Luis Obispo). The latter comprise a western division and the non-California schools make up the eastern division.

Two divisions create an unbalanced scheduling format. Teams play home-and-home series against intra-divisional rivals for a total of 10 games. Each school plays inter-divisional foes only once, alternating sites annually, for six more games for a total of 16. Thus, each school now may play as many as 10 non-conference games.

The realignment culminated a very eventful four-year span. Dennis Farrell, who has worked in the conference office in a variety of roles since 1980, was named commissioner in August of 1992. Fresno State, a charter member in 1969, moved to the Western Athletic Conference and was replaced by the University of Nevada for the 1992-93 seasons. A football consortium was created for three seasons that brought Arkansas State, Louisiana Tech, Northern Illinois and Southwestern Louisiana into a sched-

uling combine to create a much broader Big West on the gridiron. UNLV and San Jose State have moved to the Western Athletic Conference along with Hawai'i's women's teams.

Big West Conference members are nationally competitive and have won 13 NCAA Division I men's championships and 11 NCAA Division I women's championships.

Basketball success among Big West institutions has grown over the years and reached its apex in 1989-90 when UNLV won the NCAA championship in convincing fashion over Duke yet couldn't even claim sole possession of the Big West championship. New Mexico State tied the Rebels for the regular season title and actually was the No. 1 seed in the post-season tournament in Long Beach. The league's third-place team, UC Santa Barbara, went on to beat Houston in the first round of the NCAA tourney and help the Big West top all other conferences in tournament play with a .778 winning percentage (7-2).

In 1990-91, UNLV was ranked No. 1 in the nation all season until losing to Duke in the semifinals of the Final Four. New Mexico State again was ranked nationally, but Cal State Fullerton was the only other team to avoid a losing overall season. In 1992, New Mexico State captured the nation's fancy by advancing to the Sweet 16.

The Big West post-season tournament returns for a fourth year to Reno and the Lawlor Center at the University of Nevada. The tournament previously has been held in Stockton, Anaheim, Los Angeles, Long Beach and Las Vegas. The format for the third year includes the top four finishers in each division competing for the automatic berth into the NCAA Tournament.

## 1997-98 FINAL BIG WEST CONFERENCE STANDINGS

	EASTERN						OVERALL					
	W	L	Pct.	Home	Road		W	L	Pct.	Home	Road	Neutral
Utah State	13	3	.813	8-0	5-3		25	8	.758	15-0	6-7	4-1
Nevada	11	5	.688	8-0	3-5		16	12	.571	11-4	5-8	0-0
Boise State	9	7	.563	8-0	1-7		17	13	.567	13-0	3-11	1-2
Idaho	9	7	.563	6-2	3-5		15	12	.556	11-2	3-9	1-1
New Mexico State	8	8	.500	7-1	1-7		18	12	.600	14-3	2-8	2-1
North Texas	4	12	.250	3-5	1-7		5	21	.192	3-6	2-15	0-0
	W	L	Pct.	Home	Road		W	L	Pct.	Home	Road	Neutral
Pacific	14	2	.875	8-0	6-2		23	10	.697	13-1	8-6	2-3
Cal Poly SLO	7	9	.438	4-4	3-5		14	14	.500	11-4	3-10	0-0
<b>Cal State Fullerton</b>	<b>6</b>	<b>10</b>	<b>.375</b>	<b>2-6</b>	<b>4-4</b>		<b>12</b>	<b>16</b>	<b>.429</b>	<b>7-6</b>	<b>4-9</b>	<b>1-1</b>
UC Irvine	6	10	.375	4-4	2-6		9	18	.333	7-8	2-10	0-0
Long Beach State	5	11	.313	4-4	1-7		10	19	.345	7-7	1-10	2-2
UC Santa Barbara	4	12	.250	2-6	2-6		7	19	.269	5-9	2-10	0-0

## 1998 TOURNAMENT RESULTS

Lawlor Events Center, Reno

### 1st Round:

Utah State 69, Long Beach 61

**Fullerton 89**, Boise State 82

Pacific 82, Idaho 74

Nevada 81, UC Irvine 72

### Semifinals:

Utah State 65, **Fullerton 56**

Pacific 67, Nevada 62

### Championship:

Utah State 78, Pacific 63



# PREVIOUS TOURNAMENT RESULTS

## 1976

Stockton Civic Auditorium  
1st Round: San Diego State 67, San Jose State 64  
Pacific 72, **Fullerton 64**  
Title: San Diego State 76, Pacific 64

## 1977

1st Round: (at seeded sites)  
Pacific 68, at **Fullerton 79**  
UCSB 52, at San Jose State 71  
Fresno State 41, at San Diego State 51  
Anaheim Convention Center  
Semifinals: San Jose State 75, San Diego State 74  
Long Beach State 65, **Fullerton 64** (OT)  
Title: Long Beach State 76, San Jose State 63

## 1978

Anaheim Convention Center  
1st Round: Long Beach State 84, Pacific 82  
**Fullerton 88**, San Jose State 78  
San Diego State 96, UCSB 70  
Semis: **Fullerton 64**, San Diego State 50  
Long Beach State 68, Fresno State 62 (OT)  
Title: **Fullerton 64**, Long Beach State 53

## 1979

Anaheim Convention Center  
1st Round: Fresno State 75, UCSB 62  
Utah State 85, San Jose State 78  
Long Beach State 79, **Fullerton 70**  
Pacific 57, UC Irvine 52  
Semis: Pacific 74, Long Beach State 69  
Utah State 85, Fresno State 74  
Title: Pacific 82, Utah State 73

## 1980

Anaheim Convention Center  
1st Round: San Jose State 73, UCSB 66  
Long Beach State 64, UC Irvine 56  
Pacific 70, **Fullerton 58**  
Semis: San Jose State 94, Utah State 68  
Long Beach State 72, Pacific 70  
Title: San Jose State 57, Long Beach State 55

## 1981

Anaheim Convention Center  
1st Round: San Jose State 63, **Fullerton 54**  
Long Beach State 83, Pacific 77  
Utah State 93, UC Irvine 90  
Semis: Fresno State 71, Utah State 57  
San Jose State 64, Long Beach State 50  
Title: Fresno State 52, San Jose State 48

## 1982

Anaheim Convention Center  
1st Round: **Fullerton 64**, Pacific 52  
UC Irvine 90, Utah State 64  
Long Beach State 71, San Jose State 68  
Semis: Fresno State 76, Long Beach State 55  
**Fullerton 62**, UC Irvine 61  
Title: Fresno State 69, **Fullerton 57**

## 1983

The Forum  
1st Round: San Jose State 80, Utah State 66  
Fresno State 86, UC Irvine 68  
Long Beach State 61, **Fullerton 59**  
UNLV 74, Pacific 67  
Semis: Fresno State 53, San Jose State 47 (OT)  
UNLV 66, Long Beach State 64  
Title: UNLV 66, Fresno State 63 (OT)

## 1984

The Forum  
1st Round: Utah State 79, New Mexico State 77  
UC Irvine 77, Long Beach State 65  
UNLV 70, San Jose State 55  
Fresno State 53, **Fullerton 51**  
Semis: UNLV 91, Utah State 78  
Fresno State 71, UC Irvine 57  
Title: Fresno State 51, UNLV 49

## 1985

The Forum  
1st Round: San Jose State 92, Utah State 56  
**Fullerton 79**, UC Irvine 68  
Fresno State 56, UCSB 50  
UNLV 89, Pacific 58  
Semis: UNLV 60, San Jose State 59  
**Fullerton 56** Fresno State 54  
Title: UNLV 79, **Fullerton 61**

## 1986

The Forum  
1st Round: New Mexico State 74, Utah State 71  
Pacific 55, San Jose State 53  
UNLV 68, Fresno State 49  
**Fullerton 66**, UC Irvine 58  
Semis: UNLV 75, **Fullerton 65**  
New Mexico State 75, Pacific 61  
Title: UNLV 75, New Mexico State 55

## 1987

The Forum  
1st Round: San Jose State 71, New Mexico State 54  
UCSB 87, Utah State 79  
**Fullerton 92**, UC Irvine 81  
UNLV 105, Long Beach State 70  
Semis: UNLV 99, **Fullerton 65**  
San Jose State 70, UCSB 69  
Title: UNLV 94, San Jose State 69

## 1988

The Forum  
1st Round: **Fullerton 73**, Fresno State 59  
San Jose State 80, Pacific 60  
2nd round: UNLV 61, **Fullerton 56**  
Utah State 80, San Jose State 72  
UC Irvine 74, Long Beach State 69  
UCSB 56, New Mexico State 52  
Semis: UC Irvine 74, UNLV 70  
Utah State 73, UCSB 66  
Title: Utah State 86, UC Irvine 79

## 1989

Long Beach Arena  
1st Round: Fresno State 64, San Jose State 60  
UC Irvine 68, Pacific 62  
2nd Round: **Fullerton 87**, Utah State 86 (OT)  
UCSB 69, Long Beach State 57  
New Mexico State 60, Fresno State 59  
UNLV 102, UC Irvine 82  
Semis: UNLV 99, **Fullerton 83**  
New Mexico State 67, UCSB 63  
Title: UNLV 68, New Mexico State 62

## 1990

Long Beach Arena  
1st Round: **Fullerton 82**, UC Irvine 63  
Fresno State 71, San Jose State 56  
2nd Round: New Mexico State 72, Fresno State 66  
Long Beach State 86, Utah State 68  
Pacific 65, UCSB 62  
UNLV 115, **Fullerton 93**  
Semis: Long Beach State 90, New Mexico State 85  
UNLV 99, Pacific 72  
Title: UNLV 92, Long Beach State 74

## 1991

Long Beach Arena  
1st Round: Pacific 74, **Fullerton 67**  
Fresno State 88, New Mexico State 82  
UNLV 49, Long Beach State 29  
UCSB 80, Utah State 76  
Semis: Fresno State 87, Pacific 70  
UNLV 95, UCSB 67  
Title: UNLV 98, Fresno State 74

## 1992

Long Beach Arena  
1st Round: Pacific 86, Utah State 69  
New Mexico State 86, Fresno State 85 (OT)  
UC Irvine 88, UCSB 67  
Long Beach State 77, **Fullerton 71**  
Semis: Pacific 81, UC Irvine 69  
New Mexico State 80, Long Beach State 72  
Title: New Mexico State 74, Pacific 73

## 1993

Long Beach Arena  
1st Round: UCSB 57, Pacific 54  
New Mexico State 87, UC Irvine 76  
UNLV 104, Utah State 86  
Long Beach State 80, **Fullerton 68**  
Semis: New Mexico State 82, UCSB 77  
Long Beach State 79, UNLV 77  
Title: Long Beach State 70, New Mexico St. 62

## 1994

Thomas & Mack Center, Las Vegas  
1st Round: UC Irvine 53, UCSB 48  
Nevada 68, **Fullerton 64**  
2nd Round: UC Irvine 78, Utah State 68  
Pacific 87, Long Beach State 74  
UNLV 83, San Jose State 69  
New Mexico State 68, Nevada 67 OT  
Semis: UC Irvine 82, Pacific 78  
New Mexico State 82, UNLV 64  
Title: New Mexico State 70, UC Irvine 64

## 1995

Thomas & Mack Center, Las Vegas  
1st Round: UNLV 77, San Jose State 66  
UC Irvine 76, **Fullerton 69**  
2nd Round: New Mexico State 96, UNLV 76  
Long Beach State 67, UCSB 64  
UC Irvine 76, Utah State 72  
Nevada 64, Pacific 62  
Semis: Long Beach St. 87, New Mexico St. 79  
Nevada 88, UC Irvine 69  
Title: Long Beach State 76, Nevada 69 OT

## 1996

Lawlor Events Center, Reno, Nevada  
1st Round: Utah State 70, Nevada 65  
San Jose State 77, Pacific 57  
Semis: Utah State 86, Long Beach State 73  
San Jose State 71, UC Irvine 67  
Title: San Jose State 76, Utah State 75 (OT)

## 1997

Lawlor Events Center, Reno, Nevada  
1st Round: Pacific 68, Boise State 52  
Utah State 81, UC Santa Barbara 66  
Nevada 80, **Fullerton 55**  
New Mexico State 88, Long Beach State 76  
Semis: Pacific 71, Utah State 54  
Nevada 80, New Mexico State 63  
Title: Pacific 63, Nevada 55

(1998 results on previous page)



## Boise State

**Boise State leads, 4-3**  
**Titan Gym: CSF is 1-2**  
**BSU Pavilion: CSF is 0-1**

1974-75	L		91-97
1975-76	L	@	74-80
1977-78	W		74-57
1978-79	W	@	91-74
1996-97	L	@	65-86
1997-98	L		74-76
	W		89-82 Reno

## Cal Poly SLO

**Cal Poly leads, 16-11**  
**(sites unknown prior to '96-97)**

1960-61	W		80-78
1961-62	W		78-70
1964-65	L		79-93
	L		83-107
1965-66	W		86-77
1966-67	W		83-71
	L		77-97
1967-68	L		84-96
	L		81-108
1968-69	L		88-89
	W		81-67
1969-70	L		76-84
	W		77-76
1970-71	W		72-66
	L		82-99
	L		76-79
1971-72	W		82-79
	L		82-91
	L		90-110
1972-73	W		83-58
	L		61-72
1973-74	L		52-53 OT
	L		49-52 OT
1996-97	W	@	82-77
	W		110-98
1997-98	L		84-87
	L	@	94-96

### SITE KEY

ACC = Anaheim Convention Center  
 Arena = Long Beach Arena  
 Forum = Great Western Forum  
 Gym = CSULB campus gym  
 Pyramid = The Pyramid  
 T&M = Thomas & Mack Center  
 Reno = Lawlor Events Center

## Idaho

**Idaho leads, 2-0**  
**Titan Gym: CSF is 0-1**  
**Kibbiedome: CSF is 0-1**

1996-97	L	@	65-73
1997-98	L		73-76

## Kansas State

**KSU leads, 1-0**

1967-68	L	@	54-103
---------	---	---	--------

## Long Beach State

**Long Beach leads, 44-30**  
**Titan Gym: CSF is 16-11**  
**CSULB Gym: CSF is 3-14**  
**LB Arena: CSF is 5-10**  
**The Pyramid: CSF is 1-3**

1960-61	W	@	73-68 Gym
	L		76-77 FJC
1961-62	L	@	77-85 Gym
	W		82-77 FJC
1962-63	W		100-89 FJC
	L	@	88-89 Gym
1963-64	L	@	61-77 Gym
	W		84-80 FJC
1964-65	L	@	56-93 Gym
	L		77-114
1965-66	W		82-64
	L	@	81-95 Gym
	W		70-68
1966-67	L		64-88
	L	@	68-79 Gym
1967-68	L	@	67-86 Gym
	L		78-80
1968-69	L		58-79
	L	@	66-74 Gym
1971-72	L	@	83-103 Gym
1974-75	L		67-76
	L	@	53-73 Arena
1975-76	W		55-54
	L	@	66-68 OT Arena
1976-77	L	@	67-74 Arena
	W		78-73
	L		64-65 ACC
1977-78	W		83-81 ACC
	L	@	84-88 Arena
	W		64-53 ACC
1978-79	W	@	81-77 OT Arena
	L		69-70 ACC
	L		70-79 ACC
1979-80	L	@	40-51 Arena
	L		75-80 ACC
1980-81	L	@	56-71 Arena
	W		60-47

1981-82	L	@	56-59 Arena
	W		77-76
1982-83	W		90-60
	W	@	79-65 Arena
	L		59-61 Forum
1983-84	L	@	50-52 4OT Arena
	W		73-51
1984-85	W	@	82-71 Arena
	W		69-60
1985-86	W		85-80 OT
	W	@	75-58 Arena
1986-87	W	@	80-65 Arena
	W		72-67
1987-88	L	@	69-76 Gym
	W		93-70
1988-89	L		66-83
	W	@	68-66 OT Gym
1989-90	W	@	90-79 Gym
	L		69-70 OT
1990-91	L		76-94
	L	@	83-88 Gym
1991-92	W		78-77
	L	@	71-85 Gym
	L		71-77 Arena
1992-93	L	@	58-72 Gym
	W		68-61
	L		68-80 Arena
1993-94	L	@	69-91 Gym
	L		87-96
1994-95	L		70-79
	L	@	57-73 Pyramid
1995-96	L	@	66-79 Pyramid
	L		56-73
1996-97	W		78-75
	L	@	61-72 Pyramid
1997-98	W	@	61-52 Pyramid
	W		92-70

## Loyola Marymount

**Fullerton leads, 10-8**  
**Titan Gym: CSF is 4-4**  
**Gersten Pavilion: CSF is 3-1**

1971-72	L		87-99
1974-75	L	@	61-76
1975-76	W		60-54
	W	@	73-54
1976-77	L		72-79
1979-80	L		67-77
1980-81	L	@	85-90
	W		88-75 ACC
1981-82	W		86-77
1982-83	W	@	77-58

1984-85	L		69-73
1985-86	W		76-71 Utah
	W	@	99-79
1986-87	W		88-65
1994-95	L	@	77-80
1995-96	L		63-67
1996-97	W	@	75-70
1997-98	W		98-94

## Montana State

**Montana State leads, 1-0**

1962-63	L	@	58-75
---------	---	---	-------

## Nevada

**Nevada leads, 9-4**  
**Titan Gym: CSF is 2-3**  
**Lawlor Center: CSF is 2-5**

1984-85	L	@	56-66
1992-93	W		81-62
	W	@	72-60
1993-94	W	@	74-70
	W		97-72
	L		64-68 T&M
1994-95	L		82-95
	L	@	77-91
1995-96	L	@	70-89
	L		66-71 OT
1996-97	L	@	59-71
	L	@	55-80
1997-98	L		67-82

## New Mexico State

**New Mexico St. leads, 21-7**  
**Titan Gym: CSF is 5-9**  
**Pan Am Center: CSF is 2-12**

1983-84	L	@	63-76
	L		81-82
1984-85	L	@	63-70
	W		84-53
1985-86	L		61-68 OT
	L	@	57-59 OT
1986-87	W	@	66-58 OT
	W		63-59
1987-88	L	@	37-41
	W		61-59
1988-89	L		60-65
	L	@	56-60
1989-90	L	@	58-75
	L		62-65



# SERIES HISTORIES

1990-91	W	89-81
	L @	74-80
1991-92	L	67-69
	L @	60-63
1992-93	L @	67-78
	L	70-78
1993-94	L	64-77
	L @	68-85
1994-95	L @	58-66
	L	74-106
1995-96	W	85-72
	W @	68-63
1996-97	L	72-76
1997-98	L @	87-89 2OT

## North Texas

**North Texas leads, 3-1**  
**Titan Gym: CSF is 0-2**  
**The Super Pit: CSF is 1-0**

1972-73	L	56-63
1973-74	L @	63-70
1996-97	L	75-81 OT
1997-98	W @	72-70

## Pacific

**Series tied, 27-27**  
**Titan Gym: CSF is 20-5**  
**Spanos Center: CSF is 6-11**

1973-74	L @	54-67
1974-75	L @	75-80
	W	52-49
1975-76	L @	65-73
	W	54-42
	L @	64-72
1976-77	W	72-53
	L @	78-84
	W	79-68
1977-78	W	79-61
	L @	62-71
1978-79	W	81-63
	L @	52-62
1979-80	L @	56-74
	L	69-76
	L	58-70 ACC
1980-81	L @	66-71
	W	76-75
1981-82	W @	74-65
	W	82-65
	W	64-52 ACC
1982-83	W @	62-56
	W	90-62

1983-84	W @	67-59
	W	67-49
1984-85	W	86-64
	W @	79-59
1985-86	L @	46-50
	L	77-85 OT
1986-87	L @	55-58
	W	59-56
1987-88	W	75-60
	W @	72-60
1988-89	W @	79-75 OT
	W	72-69
1989-90	W	76-63
	L @	73-78
1990-91	L @	73-75 OT
	W	77-74
	L	67-74 Arena
1991-92	L @	69-73
	W	76-62
1992-93	W	71-58
	L @	53-56
1993-94	L	69-76 OT
	L @	66-97
1994-95	L @	62-78
	W	69-63
1995-96	W	79-69 OT
	L @	63-87
1996-97	L	60-67
	L @	57-81
1997-98	L @	68-86
	L	57-71

## Pepperdine

**Pepperdine leads, 7-6**  
**Titan Gym: CSF is 4-2**  
**Firestone Fieldhouse: CSF is 2-5**

1978-79	W @	67-65
1981-82	L @	76-95
1982-83	W	85-74
1983-84	L @	65-66
1984-85	W	81-75
1985-86	L @	64-67
1986-87	W	80-60
1987-88	L @	71-80
1988-89	L	67-71
1990-91	W @	69-66 OT
1991-92	L	69-79
1996-97	W	65-54
1997-98	L @	61-65

## Portland

**Fullerton leads, 7-5**  
**Titan Gym: CSF is 4-2**  
**Chiles Center: CSF is 3-1**

1978-79	L	85-105 at Billings, MT
1979-80	W	84-80
1980-81	L @	65-100
1981-82	L	62-63
1982-83	W @	55-54
1984-85	L	53-54
1985-86	L @	45-59
1987-88	W	85-66
1988-89	W @	71-65
1990-91	W	91-84
1991-92	W @	98-94
1997-98	W	72-61

## Saint Mary's (CA)

**Fullerton leads, 4-2**  
**Titan Gym: CSF is 2-1**  
**McKeon Pavilion: CSF is 2-1**

1983-84	W	71-53
1984-85	W @	51-50
1988-89	L	61-68
1989-90	W @	85-65
1992-93	W	82-62
1993-94	L @	75-78

## San Diego State

**SDSU leads, 19-8**  
**Titan Gym: CSF is 4-8**

1963-64	L	64-94
	L	64-89
1964-65	L	71-96
	L	59-96
1965-66	L	86-87
	L	72-105
1966-67	L	64-80
	L	68-97
1967-68	L	74-87
	L	60-84
1968-69	W	65-59
	W	76-62
1969-70	L	60-75
	L	66-112
1974-75	W	65-72
	W	72-71

1975-76	L @	60-63
	W	71-61
1976-77	L	70-73
	L @	59-61
1977-78	L @	69-94
	L	70-76
	W	64-50 ACC
1979-80	W @	68-53
1980-81	L	64-70 ACC
1994-95	W	83-73 OT
1995-96	W @	85-83 OT

## San Jose State

**Tied, 23-23**  
**Titan Gym: CSUF is 15-7**  
**Event Center: CSUF is 2-5**

1974-75	L @	69-75
	W	81-79 OT
1975-76	W @	72-56
	W	67-66
1976-77	W	84-64
	L @	61-80
1977-78	W	81-66
	W @	80-78
	W	88-78 ACC
1978-79	L @	80-84
	L	72-75
1979-80	L @	69-72
	L	58-66
1980-81	L	43-49
	L @	41-59
	L	54-63 ACC
1981-82	W	61-50
	L @	57-62
1982-83	L @	60-73
	W	77-57
1983-84	W	72-62
	L @	49-50
1984-85	L	92-97 4OT
	W @	51-46
1985-86	W @	41-40
	W	57-54
1986-87	L @	53-62
	W	62-60
1987-88	L @	60-65
	W	63-51
1988-89	W	82-60
	W @	70-69 OT
1989-90	L @	60-66
	W	90-84 OT
1990-91	W	91-78
	L @	70-80
1991-92	W @	76-64
	W	82-75



# SERIES HISTORIES

1992-93	W	66-61
	L @	58-60
1993-94	L	63-69
	L @	82-84
1994-95	W @	69-60
	L	77-86
1995-96	L	77-88
	L @	80-90

## UC Irvine

**Fullerton leads, 36-29**

**Titan Gym: CSF is 12-9**  
(since '77-78)

**Bren Center: CSF is 7-5**

1965-66	L	68-74
	W	85-83
1966-67	L	72-82
	L	72-98
1967-68	L	70-80
1968-69	L	73-89
1969-70	L	65-80
	L	79-84
	L	68-70

1970-71	L	50-68
	W	70-69
	W	84-82
	L	72-77

1972-73	W	70-64
	W	95-76

1973-74	L	60-78
---------	---	-------

1976-77	W	74-55
---------	---	-------

1977-78	W @	88-59
	W	83-75

1978-79	W @	73-57
	W	76-55

1979-80	W	68-53
	W @	63-62

1980-81	L @	84-99
	L	69-75

1981-82	L @	49-50
	W	68-62 3OT
	W	62-61 ACC

1982-83	W	86-76
	W @	98-74 ACC

1983-84	L	80-81
	L @	69-72

1984-85	W @	89-80
	W	84-74
	W	79-68 Forum

1985-86	W	66-54
	W @	78-68
	W	66-58 Forum

1986-87	L	70-76
	L @	69-78 OT
	W	92-81 Forum

1987-88	L	73-81
	L @	65-70

1988-89	L	73-77
	W @	78-75

1989-90	W	82-55
	L @	76-94
	W	82-63 Arena

1990-91	L	87-92
	L @	92-96

1991-92	W @	86-83
	W	86-68

1992-93	W @	61-59
	L	86-88

1993-94	L	71-77
	W @	101-95

1994-95	W @	74-68
	L	83-91
	L	69-76 T&M

1995-96	W	81-73
	L @	75-85

1996-97	W @	89-57
	W	84-69

1997-98	W @	51-48
	W	85-66

## UC Santa Barbara

**Fullerton leads, 24-20**

**Titan Gym: CSF is 14-8**

**Events Center: CSF is 6-12**

1976-77	W @	73-68
	W	80-72

1977-78	W	56-54
	W @	85-67

1978-79	W @	76-62
	W	81-76

1979-80	L	67-80
	W @	66-58

1980-81	L @	56-57 OT
	L	58-64 OT

1981-82	W @	42-41
	W	70-59

1982-83	W @	84-58
	W	81-60

1983-84	W	68-56
	W @	77-57

1984-85	W	80-72
	L @	69-85

1985-86	L @	39-52
	W	66-62

1986-87	L	47-55
	L @	58-69

1987-88	L	55-67
	L @	56-57

1988-89	L @	59-69
	W	74-69

1989-90	L @	64-72 OT
	L	70-75

1990-91	L @	55-76
	W	76-61

1991-92	L	58-64
	L @	58-68

1992-93	W @	72-68 OT
	W	66-64

1993-94	W @	66-57
	W	79-63

1994-95	W	62-61
	L @	69-80

1995-96	L @	62-65
	L	72-85

1996-97	L @	76-83
	W	74-60

1997-98	L	81-87
	W @	76-70

## Utah State

**Utah State leads, 27-14**

**Titan Gym: CSF is 11-6**

**The Spectrum: CSF is 2-18**

1972-73	L @	60-115
---------	-----	--------

1978-79	L @	70-85
	L	64-66

1979-80	W @	96-88
	L	67-69 ACC

1980-81	L	67-68 ACC
	L @	73-77

1981-82	W @	72-68
	W	66-63

1982-83	L @	59-67
	W	75-71

1983-84	W	82-65
	L @	66-71

1984-85	W	73-72
	L @	63-73

1985-86	L @	76-82 OT
	L	68-74

1986-87	L @	95-96 2OT
	W	94-71

1987-88	L @	72-75
	W	80-77

1988-89	W	96-87
	L @	80-90
	W	87-86 OT Arena

1989-90	L @	82-83 OT
	W	88-77

1990-91	W	93-91
	L @	63-74

1991-92	L @	72-89
	W	111-99 OT

1992-93	W	91-71
	L @	61-86

1993-94	L @	50-59
	L	52-59

1994-95	L	73-84
	L @	71-103

1995-96	L @	49-73
	L	53-66

1996-97	L	80-91
---------	---	-------

1997-98	L @	44-69
	L	56-65 Reno

## DIV. I TITANS IN TITAN GYM

The longest winning streak at home has been 26 games, stretching from Jan. 23, 1982, through Jan. 21, 1984. A streak of 12 in a row was snapped Feb. 10, 1993, by Houston. The most recent streak of length was an 8-gamer -- the last three of the 1996-97 schedule and the first five of the 1997-98 slate. It was ended by Idaho on Jan. 15.

The year-by-year Div. I marks:

YEAR	W-	L	PCT.
1974-75	7-	3	.700
1975-76	9-	1	.900
1976-77	9-	2	.838
1977-78	11-	2	.846
1978-79*	8-	2	.800
1979-80*	4-	5	.444
1980-81*	3-	4	.429
1981-82*	10-	2	.833
1982-83	13-	0	1.000
1983-84	10-	4	.714
1984-85	9-	5	.643
1985-86	8-	5	.615
1986-87	11-	3	.786
1987-88	10-	3	.769
1988-89	8-	7	.533
1989-90	9-	4	.692
1990-91	11-	3	.786
1991-92	9-	4	.692
1992-93	10-	3	.769
1993-94	4-	9	.308
1994-95	4-	8	.333
1995-96	4-	8	.333
1996-97	8-	5	.615
1997-98	7-	6	.538
<b>Totals</b>	<b>196-</b>	<b>98</b>	<b>.667</b>

\*also 1-1 in 1978-79, 0-2 in 1979-80, 0-4 in 1980-81 and 0-1 in 1981-82 at the Anaheim Convention Center



## KANSAS STATE Wildcats



Mon., Nov. 16  
8:00 p.m.  
Bramlage Coliseum  
Coach:  
Tom Asbury  
(5th year)  
56-56  
career: 181-115

**Location:** 1800 College Ave., Suite 144  
Manhattan, KS 66502  
**Enrollment:** 20,325  
**Colors:** Purple & White  
**Arena/Capacity:** Bramlage Coliseum (13,500)  
**Conference:** Big 12  
**1997-98 Record:** 17-12  
**Conference:** 7-9, 7th T  
**SID:** Kent Brown  
**Office:** (785) 532-6735  
**Fax:** (785) 532-6093  
**e-mail:** kbrown@ksu.edu  
**Home:** (785) 565-9612  
**Courtside:** (785) 539-3423

**Series Record:** KSU leads, 1-0

**Athletic Director:** Max Urlick

**Returning Lettermen:** 10 **Starters:** 4

### Top Returnees:

Manny Dies, F, 6-9, Sr., 15.7 ppg, 7.6 rpg  
Shawn Rhodes, C, 6-11, Sr., 11.2 ppg, 5.5 rpg  
Josh Reid, G, 6-6, Jr., 6.6 ppg, 2.4 rpg

### Top Newcomers:

Kenyatta Dix, G, 6-1, Fr., Buchholz HS  
Cortez Groves, G, 6-5, Jr., Moberly CC  
Tony Kitt, F, 6-8, Jr., Colby CC

### 1998-99 SCHEDULE

Nov. 13 ..... SAINT MARY'S  
**Nov. 16 ..... FULLERTON**  
Nov. 18 ..... WASHBURN  
Nov. 23-25 ... at Maui Invitational  
Nov. 29 ..... GEORGIA STATE  
Dec. 1 ..... LOYOLA-CHICAGO  
Dec. 8 ..... WICHITA STATE  
Dec. 12 ..... at Long Beach State  
Dec. 19 ..... MISSOURI-KANSAS CITY  
Dec. 21 ..... COPPIN STATE  
Dec. 28 ..... at Saint Louis  
Jan. 2 ..... at Oklahoma State  
Jan. 6 ..... MISSOURI  
Jan. 9 ..... TEXAS TECH  
Jan. 13 ..... at Nebraska  
Jan. 16 ..... at Texas  
Jan. 20 ..... COLORADO  
Jan. 23 ..... OKLAHOMA  
Jan. 27 ..... at Missouri  
Feb. 1 ..... KANSAS  
Feb. 6 ..... at Iowa State  
Feb. 10 ..... at Texas A&M  
Feb. 13 ..... BAYLOR  
Feb. 17 ..... at Kansas  
Feb. 20 ..... IOWA STATE  
Feb. 24 ..... NEBRASKAA  
Feb. 27 ..... at Colorado  
Mar. 4 ..... at Big 12 Tournament

## SAN DIEGO STATE Aztecs



Sat., Nov. 21  
7:05 p.m.  
Titan Gym  
Coach:  
Fred Trenkle  
(5th year)  
51-61  
career: 51-61

**Location:** Athletic Department, SDSU,  
San Diego, CA 92182-4309  
**Enrollment:** 28,000  
**Colors:** Scarlet & Black  
**Arena/Capacity:** Cox Arena (12,414)  
**Conference:** Western Athletic  
**1997-98 Record:** 13-15  
**Conference:** 5-9, 6th Pacific  
**SID:** John Rosenthal  
**Office:** (619) 594-5547  
**Fax:** (619) 582-6541  
**e-mail:** rosenthal@mail.sdsu.edu  
**Home:** (619) 582-8965  
**Courtside:** (619) 265-5853

**Series Record:** SDSU leads, 19-8

**Athletic Director:** Rick Bay

**Returning Lettermen:** 3 **Starters:** 1

### Top Returnees:

Marcelo Correa, C, 6-10, So., 4.1 ppg, 4.0 rpg  
Matt Watts, G, 6-3, Sr., 12.9 ppg, 4.1 rpg

### Top Newcomers:

Jeffrey Berokoff, G, 6-3, Fr., Sonora HS  
Myron Epps, F, 6-6, Fr., Tulare Union HS  
Vincent Okotie, F, 6-7, Fr., Grossmont HS

### 1998-99 SCHEDULE

Nov. 14 ..... NEVADA  
Nov. 18 ..... at USC  
**Nov. 21 ..... at Fullerton**  
Nov. 24 ..... UTAH STATE  
Nov. 28 ..... LONG BEACH STATE  
Dec. 2 ..... SO. CALIFORNIA COLLEGE  
Dec. 5 ..... at Loyola Marymount  
Dec. 9 ..... at Nevada  
Dec. 19 ..... SAN DIEGO  
Dec. 22 ..... NEW MEXICO STATE  
Dec. 27 ..... ARKANSAS STATE  
Jan. 2 ..... PACIFIC  
Jan. 7 ..... at New Mexico  
Jan. 9 ..... at UTEP  
Jan. 14 ..... BRIGHAM YOUNG  
Jan. 16 ..... UTAH  
Jan. 23 ..... at Hawai'i  
Jan. 28 ..... at San Jose State  
Jan. 30 ..... at Fresno State  
Feb. 4 ..... NEW MEXICO  
Feb. 6 ..... UTEP  
Feb. 11 ..... at Utah  
Feb. 13 ..... at Brigham Young  
Feb. 20 ..... HAWAII  
Feb. 25 ..... FRESNO STATE  
Feb. 27 ..... SAN JOSE STATE  
Mar. 2-6 ..... at WAC Tournament

## PEPPERDINE Waves



Sat., Nov. 28  
7:05 p.m.  
Titan Gym  
Coach:  
Lorenzo Romar  
(3rd year)  
23-31  
career: 23-31

**Location:** Sports Information/ Dept. of  
Athletics, Malibu, CA 90263  
**Enrollment:** 7,800  
**Colors:** Blue, Orange & White  
**Arena/Capacity:** Firestone Fieldhouse/ 3,104  
**Conference:** West Coast  
**1997-98 Record:** 17-10  
**Conference:** 9-5, 2nd  
**SID:** Michael Zapolski  
**Office:** (310) 456-4333  
**Fax:** (310) 456-4322  
**e-mail:** mzapolsk@pepperdine.edu  
**Home:** (818) 597-1561  
**Courtside:** (310) 456-5050

**Series Record:** Pepperdine leads, 7-6

**Athletic Director:** Dr. John Watson

**Returning Lettermen:** 7 **Starters:** 3

### Top Returnees:

Jelani Gardner, G, 6-6, Sr., 14.1 ppg, 4.1 rpg  
Tommie Prince, G, 6-5, Sr., 7.8 ppg, 3.8 rpg  
Kelvin Gibbs, F, 6-6, So., 4.7 ppg, 4.3 rpg

### Top Newcomers:


David Lalazarian, F, 6-7, So., Notre Dame  
Nick Sheppard, C, 6-11, Jr., LSU  
Ross Varner, F, 6-7, Fr., Skyline HS

### 1998-99 SCHEDULE

Nov. 14 ..... UC SANTA BARBARA  
Nov. 17 ..... UC IRVINE  
Nov. 19 ..... FRESNO STATE  
Nov. 21 ..... at Long Beach State  
Nov. 24 ..... WICHITA STATE  
**Nov. 28 ..... at Fullerton**  
Dec. 5 ..... Kansas (Pond)  
Dec. 12 ..... at Wisconsin  
Dec. 17 ..... SO. CALIFORNIA COLLEGE  
Dec. 21 ..... vs. Michigan State in Hawai'i  
Dec. 22 ..... vs. Texas Tech/Tulsa in Hawai'i  
Dec. 23 ..... at Hawai'i Tournament  
Dec. 29 ..... RHODE ISLAND  
Dec. 30 ..... E. MICHIGAN or SIENA  
Jan. 2 ..... at San Jose State  
Jan. 7 ..... at Portland  
Jan. 9 ..... at Gonzaga  
Jan. 15 ..... SANTA CLARA  
Jan. 16 ..... USF  
Jan. 21 ..... at Saint Mary's  
Jan. 23 ..... at San Diego  
Jan. 29 ..... SAN DIEGO  
Jan. 30 ..... SAINT MARY'S  
Feb. 3 ..... at Loyola Marymount  
Feb. 6 ..... LOYOLA MARYMOUNT  
Feb. 12 ..... at USF  
Feb. 14 ..... at Santa Clara  
Feb. 19 ..... GONZAGA  
Feb. 20 ..... PORTLAND  
Feb. 27 ..... at WCC Tournament



# LMU Lions



Wed., Dec. 2  
7:05 p.m.  
Gersten Pavilion  
Coach:  
Charles Bradley  
(2nd year)  
7-20  
Career: 44-63

**Location:** Loyola Marymount University,  
Los Angeles, CA 90045-8235

**Enrollment:** 4,282

**Colors:** Crimson & Blue

**Arena/Capacity:** Gersten Pavilion/ 4,156

**Conference:** West Coast

**1997-98 Record:** 7-20

**Conference:** 3-11, 8th

**SID:** Dan Smith

**Office:** (310) 338-7643

**Fax:** (310) 338-2703

**e-mail:** dsmith@lmu.edu

**Home:** (310) 670-2824

**Courtside:** (310) 670-8792

**Series Record:** CSF leads, 10-8

**Athletic Director:** Dr. William Husak

**Returning Lettermen:** 8 **Starters:** 2

**Top Returnees:**

Haywood Eaddy, G, 5-4, Sr., 15.2 ppg, 2.9 rpg

Tim Kennedy, G, 6-5, G, Sr., 7.7 ppg, 3.5 rpg

Willie Allen, G, 5-11, Sr., 9.2 ppg, 1.7 rpg

**Top Newcomers:**

Rupert McClendon, G, 6-5, Jr., New Mexico JC


Ed Wolfe, F, 6-7, Jr., Cochise JC

Matt Moore, F, 6-7, Fr., La Canada HS

## 1998-99 SCHEDULE

Nov. 17 ..... LONG BEACH STATE  
Nov. 21 ..... BOISE STATE  
Nov. 25 ..... SO. CALIFORNIA COLLEGE  
Nov. 28 ..... at UC Santa Barbara  
**Dec. 2 ..... FULLERTON**  
Dec. 5 ..... SAN DIEGO STATE  
Dec. 9 ..... at USC  
Dec. 12 ..... PACIFIC  
Dec. 19 ..... at Utah  
Dec. 21 ..... at Xavier  
Dec. 29 ..... at UCLA  
Jan. 2 ..... CAL BAPTIST  
Jan. 7 ..... at Gonzaga  
Jan. 9 ..... at Portland  
Jan. 15 ..... USF  
Jan. 16 ..... SANTA CLARA  
Jan. 21 ..... at San Diego  
Jan. 23 ..... at Saint Mary's  
Jan. 29 ..... SAINT MARY'S  
Jan. 30 ..... SAN DIEGO  
Feb. 3 ..... PEPPERDINE  
Feb. 6 ..... at Pepperdine  
Feb. 12 ..... at Santa Clara  
Feb. 13 ..... at USF  
Feb. 19 ..... PORTLAND  
Feb. 21 ..... GONZAGA  
Feb. 26 ..... at WCC Tournament

# SAINT MARY'S Gaels



Sat., Dec. 5  
7:05 p.m.  
Titan Gym  
Coach:  
Dave Bollwinkel  
(2nd year)  
12-15  
Career: 12-15

**Location:** Box 4380,  
Moraga, CA 94575

**Enrollment:** 4,100

**Colors:** Blue & Red

**Arena/Capacity:** McKeon Pavilion/ 3,500

**Conference:** West Coast

**1997-98 Record:** 12-15

**Conference:** 7-7, 4th

**SID:** Andy McDowell

**Office:** (925) 631-4402

**Fax:** (925) 631-4405

**e-mail:** amcdowell@stmrys-ca.edu

**Home:** (925) 377-1107

**Courtside:** (925) 376-3906

**Series Record:** CSF leads, 4-2

**Athletic Director:** Rick Mazzuto

**Returning Lettermen:** 11 **Starters:** 4

**Top Returnees:**

Eric Schraeder, F, 6-9, Sr., 14.9 ppg, 6.3 rpg

Frank Allocco, G, 5-10, Jr., 9.6 ppg, 4.0 rpg

Brad Millard, C, 7-3, Jr., redshirt

**Top Newcomers:**

Michael Blackmon, F, 6-7, Fr., Mt. Eden HS


Seth Dohle, F, 6-6, Jr. Ricks JC

Dan Parigrosso, G, 6-3, Fr., Fairfield Prep

## 1998-99 SCHEDULE

Nov. 13 ..... at Kansas State  
Nov. 18 ..... SAN JOSE STATE  
Nov. 21 ..... at Sacramento State  
Nov. 26 ..... vs. Iowa St. at Alaska Shootout  
Nov. 27 ..... vs. Cincinnati or So. Utah  
Nov. 28 ..... at Alaska Shootout  
Dec. 2 ..... MONTANA  
**Dec. 5 ..... at Fullerton**  
Dec. 11-12 .. at Montana Tournament  
Dec. 15 ..... at Nevada  
Dec. 19 ..... UC SANTA BARBARA  
Dec. 22 ..... at Iowa State Tournament  
Dec. 23 ..... at Iowa State Tournament  
Dec. 28 ..... XAVIER  
Jan. 9 ..... at USF  
Jan. 13 ..... SAN DIEGO  
Jan. 16 ..... at San Diego  
Jan. 21 ..... PEPPERDINE  
Jan. 23 ..... LOYOLA MARYMOUNT  
Jan. 29 ..... at LMU  
Jan. 30 ..... at Pepperdine  
Feb. 4 ..... PORTLAND  
Feb. 6 ..... GONZAGA  
Feb. 11 ..... at Gonzaga  
Feb. 13 ..... at Portland  
Feb. 18 ..... USF  
Feb. 20 ..... SANTA CLARA  
Feb. 27 ..... at WCC Tournament

# MONTANA STATE Bobcats



Thur., Dec. 10  
7:05 p.m.  
Titan Gym  
Coach:  
Mick Durham  
(9th year)  
113-116  
Career: 113-116

**Location:** Box 173380, Bozeman, MT 59717

**Enrollment:** 11,000

**Colors:** Royal Blue & Gold

**Arena/Capacity:** Brick Breeden/  
Max Worthington Arena/ 7,848

**Conference:** Big Sky

**1997-98 Record:** 19-11

**Conference:** 9-7, 3rd

**SID:** Bill Lamberty

**Office:** (406) 994-5133

**Fax:** (406) 994-2278

**e-mail:** blamberty@msubobcats.com

**Home:** (406) 587-5459

**Courtside:** (406) 994-3210

**Series Record:** Montana State leads, 1-0

**Athletic Director:** Chuck Lindemenn

**Returning Lettermen:** 6 **Starters:** 3

**Top Returnees:**

Danny Sprinkle, G, 6-2, Sr., 13.5 ppg, 2.4 apg

Nate Holmstadt, C, 6-8, Sr., 16.9 ppg, 6.7 rpg

Mike Henry, G, 6-5, Sr., 5.8 ppg, 3.2 rpg

**Top Newcomers:**

Germaine Chase, F-G, 6-7, Jr., L.A. Valley JC

Pete Conway, G, 6-4, Fr., West HS

Rufus Nicholson, F, 6-8, Jr., Monache JC

## 1998-99 SCHEDULE

Nov. 13 ..... SIMON FRASER  
Nov. 20 ..... CONCORDIA  
Nov. 27 ..... vs. Wyoming (at Billings)  
Dec. 1 ..... at USF  
Dec. 5 ..... CARROLL COLLEGE  
Dec. 8 ..... USF  
**Dec. 10 ..... at Fullerton**  
Dec. 12 ..... at San Diego  
Dec. 22 ..... at Minnesota  
Dec. 28 ..... CANISIUS  
Dec. 29 ..... BOSTON or COLORADO  
Jan. 2 ..... MONTANA  
Jan. 8 ..... at Weber State  
Jan. 9 ..... at Idaho State  
Jan. 14 ..... CAL STATE NORTHRIDGE  
Jan. 15 ..... NORTHERN ARIZONA  
Jan. 21 ..... at Eastern Washington  
Jan. 23 ..... at Portland State  
Jan. 25 ..... at Sacramento State  
Jan. 30 ..... at Montana  
Feb. 4 ..... SACRAMENTO STATE  
Feb. 6 ..... IDAHO STATE  
Feb. 11 ..... at Northern Arizona  
Feb. 13 ..... at Cal State Northridge  
Feb. 19 ..... WEBER STATE  
Feb. 25 ..... EASTERN WASHINGTON  
Feb. 27 ..... PORTLAND STATE  
Mar. 4 ..... at Big Sky Tournament



## SAINT LOUIS Billikens



Sat., Dec. 12  
1:05 p.m.  
Kiel Center  
Coach:  
Charlie Spoonhour  
(7th year)  
107-74  
Career: 304-155

**Location:** 221 N. Grand Blvd., DB Room 38

St. Louis, MO 63103

**Enrollment:** 11,038

**Colors:** Blue & White

**Arena/Capacity:** Kiel Center/ 20,000

**Conference:** Conference USA

**1997-98 Record:** 22-11

**Conference:** 11-5, 3rd

**SID:** Doug McIlhagga

**Office:** (314) 977-3462

**Fax:** (314) 977-7193

**e-mail:** mcilhagg@wpogate.slu.edu

**Home:** (314) 646-7139

**Courtside:** (314) 589-5832

**Series Record:** First meeting

**Athletic Director:** Doug Woolard

**Returning Lettermen:** 11 **Starters:** 4

**Top Returnees:**

Matt Baniak, F, 6-9, So., 8.7 ppg, 5.0 rpg

Virgel Cobbin, G, 6-4, Sr., 8.0 ppg, 2.2 rpg

Jamall Walker, G, 6-0, Sr., 6.1 ppg, 3.9 apg

**Top Newcomers:**

Justin Love, G, 6-2, Jr., Canada JC

Charles Cranford, G, 6-5, Fr., St. Thomas More HS

### 1998-99 SCHEDULE

Nov. 13 ..... ARKANSAS STATE

Nov. 20 ..... at Illinois

Nov. 23 ..... at USF

Nov. 27 ..... vs. Evansville at Hilo Classic

Nov. 28 ..... vs. Washington or Hawaii/Hilo

Nov. 29 ..... at Hilo Classic

Dec. 5 ..... GRAMBLING

**Dec. 12 ..... FULLERTON**

Dec. 15 ..... at SIU-Carbondale

Dec. 20 ..... UNC CHARLOTTE

Dec. 23 ..... KANSAS

Dec. 28 ..... KANSAS STATE

Jan. 2 ..... SW MISSOURI STATE

Jan. 6 ..... at Louisville

Jan. 9 ..... TULANE

Jan. 13 ..... at Houston

Jan. 16 ..... at Marquette

Jan. 20 ..... SOUTH FLORIDA

Jan. 23 ..... at Cincinnati

Jan. 28 ..... LOUISVILLE

Jan. 30 ..... MARQUETTE

Feb. 3 ..... SO. MISSISSIPPI

Feb. 6 ..... at UNC Charlotte

Feb. 8 ..... MURRAY STATE

Feb. 11 ..... at DePaul

Feb. 14 ..... CINCINNATI

Feb. 18 ..... at Memphis

Feb. 20 ..... DEPAUL

Feb. 27 ..... at UAB

Mar. 3 ..... at Conference USA Tournament

## PORTLAND Pilots



Sat., Dec. 19  
7:05 p.m.  
Chiles Center  
Coach:  
Rob Chavez  
(5th year)  
63-50  
Career: 91-77

**Location:** 5000 N. Willamette Blvd.,

Portland, OR 97203-5798

**Enrollment:** 2,700

**Colors:** Purple & White

**Arena/Capacity:** Chiles Center/ 5,000

**Conference:** West Coast

**1997-98 Record:** 14-13

**Conference:** 7-7, 4th

**SID:** Loren Wohlgemuth

**Office:** (503) 943-7439

**Fax:** (503) 943-7242

**e-mail:** wohlgemu@up.edu

**Home:** (360) 896-9126

**Courtside:** (503) 943-7527

**Series Record:** CSF leads, 7-5

**Athletic Director:** Joe Etzel

**Returning Lettermen:** 7 **Starters:** 3

**Top Returnees:**

Troy Collins, F, 6-6, Jr., 7.6 ppg, 5.8 rpg

Jason Franklin, G, 6-4, Jr., 10.1 ppg, 2.1 rpg

Philip Dejworek, C, 6-9, So., 6.6 ppg, 3.1 rpg

**Top Newcomers:**

Chukwuma Nebok, C, 6-11, Jr., Salt Lake CC

Jason Robbins, F, 6-6, RFr., Franklin HS

Ross Jorgusen, G, 6-1, RFr., Toledo HS

### 1998-99 SCHEDULE

Nov. 17 ..... PATTEN COLLEGE

Nov. 20 ..... at Fairfield AT&T Tourney

Nov. 21 ..... at Fairfield AT&T Tourney

Nov. 24 ..... UC SANTA BARBARA

Nov. 30 ..... UC IRVINE

Dec. 5 ..... EASTERN OREGON

Dec. 8 ..... LOYOLA-CHICAGO

Dec. 12 ..... at Idaho State

**Dec. 19 ..... FULLERTON**

Dec. 22 ..... at San Jose State

Dec. 30 ..... at Washington

Jan. 2 ..... at Rice

Jan. 7 ..... PEPPERDINE

Jan. 9 ..... LOYOLA MARYMOUNT

Jan. 13 ..... at Gonzaga

Jan. 16 ..... GONZAGA

Jan. 22 ..... at Santa Clara

Jan. 23 ..... at USF

Jan. 28 ..... USF

Jan. 30 ..... SANTA CLARA

Feb. 4 ..... SAINT MARY'S

Feb. 6 ..... at San Diego

Feb. 11 ..... SAN DIEGO

Feb. 13 ..... SAINT MARY'S

Feb. 19 ..... at Loyola Marymount

Feb. 20 ..... at Pepperdine

Feb. 27 ..... at WCC Tournament

## QUINCY Hawks



Tue., Dec. 22  
7:05 p.m.  
Titan Gym  
Coach:  
Steve Hawkins  
(8th year)  
115-80  
Career: 115-80

**Location:** 1800 College Ave.,

Quincy, IL 62301

**Enrollment:** 1,200

**Colors:** Brown & White

**Arena/Capacity:** Memorial Gym/ 2,500

**Conference:** Great Lakes Valley

**1997-98 Record:** 12-14

**Conference:** 6-12, 8th

**SID:** J. D. Hamilton

**Office:** (217) 228-5475

**Fax:** (217) 228-5034

**e-mail:** hamiljd@quincy.edu

**Home:** (217) 223-4518

**Courtside:** (217) 257-7749 / 228-5290

**Series Record:** First meeting

**Athletic Director:** Jim Naumovich

**Returning Lettermen:** 5 **Starters:** 2

**Top Returnees:**

Marty Hull, F, 6-7, Sr., 6.9 ppg, 3.9 rpg

Curtis Wills, F, 6-5, Sr., 4.5 ppg, 3.8 rpg

Lampton Johnson, G, 6-1, So., 2.5 ppg

**Top Newcomers:**

Kirk Salesman, G, 6-5, Sr., Northeastern

Marcel Wilson, F, 6-8, So., Hartnell JC

### 1998-99 SCHEDULE

Nov. 14 ..... at Truman State

Nov. 28 ..... at Ind.-Purdue Fort Wayne

Nov. 30 ..... at St. Joseph's

Dec. 3 ..... WISCONSIN-PARKSIDE

Dec. 5 ..... LEWIS

Dec. 12 ..... at Missouri-St. Louis

Dec. 17 ..... TRUMAN STATE

**Dec. 22 ..... at Fullerton**

Jan. 2 ..... at Indianapolis

Jan. 4 ..... at Northern Kentucky

Jan. 7 ..... SIU EDWARDSVILLE

Jan. 9 ..... SOUTHERN INDIANA

Jan. 14 ..... at Kentucky Wesleyan

Jan. 16 ..... at Bellarmine

Jan. 21 ..... at Lewis

Jan. 23 ..... at Wisconsin-Parkside

Jan. 28 ..... ST. JOSEPH'S

Jan. 30 ..... IND.-PURDUE FORT WAYNE

Feb. 1 ..... HANNIBAL-LA GRANGE

Feb. 4 ..... BELLARMINE

Feb. 6 ..... KENTUCKY WESLEYAN

Feb. 9 ..... MISSOURI-ST. LOUIS

Feb. 11 ..... at Southern Indiana

Feb. 13 ..... at SIU Edwardsville

Feb. 18 ..... NORTHERN KENTUCKY

Feb. 20 ..... INDIANAPOLIS

Feb. 24 ..... at GLVC Tournament



# SAN JOSE STATE Spartans



Sun., Dec. 27  
2:00 p.m.  
Event Center  
Coach:  
Phil Johnson  
(1st year)  
0 - 0  
Career: 0 - 0

**Location:** One Washington Square,  
San Jose, CA 95192-0062

**Enrollment:** 27,000

**Colors:** Gold, White & Blue

**Arena/Capacity:** Event Center/ 5,000

**Conference:** Western Athletic

**1997-98 Record:** 3-23

**Conference:** 1-13, 8th

**SID:** Lawrence Fan

**Office:** (408) 924-1217

**Fax:** (408) 924-1291

**e-mail:** ltfan@email.sjsu.edu

**Home:** (408) 923-6104

**Courtside:** (408) 924-6466

**Series Record:** Tied, 23-23

**Athletic Director:** Chuck Bell

**Returning Lettermen:** 6 **Starters:** 4

**Top Returnees:**

Michael Quinney, G, 5-10, Sr., 15.8 ppg, 3.2 rpg

Shaun Murray, F, 6-9, Sr., 8.2 ppg, 5.0 rpg

Will Trawick, F, 6-7, Sr., 7.4 ppg, 6.4 rpg

**Top Newcomers:**

Jeff Jacoway, G, 5-10, Jr., Mesa CC


Ben Sanders, G, 6-5, Jr., Fullerton JC

Reggie Wilcox, G, 6-1, Jr., Atlanta Metro CC

## 1998-99 SCHEDULE

Nov. 13 ..... at Arizona State  
Nov. 18 ..... at Saint Mary's  
Nov. 22 ..... CAL STATE NORTHRIDGE  
Nov. 24 ..... at Pacific  
Nov. 27 ..... MENLO  
Dec. 1 ..... Santa Clara (Arena)  
Dec. 5 ..... at Montana  
Dec. 9 ..... at Sacramento State  
Dec. 19 ..... EASTERN WASHINGTON  
Dec. 22 ..... PORTLAND  
Dec. 27 ..... FULLERTON  
Dec. 30 ..... at UC Santa Barbara  
Jan. 2 ..... PEPPERDINE  
Jan. 7 ..... FRESNO STATE  
Jan. 14 ..... UTEP  
Jan. 16 ..... NEW MEXICO  
Jan. 21 ..... at Brigham Young  
Jan. 23 ..... at Utah  
Jan. 28 ..... SAN DIEGO STATE  
Jan. 30 ..... HAWAII  
Feb. 4 ..... at Fresno State  
Feb. 11 ..... at New Mexico  
Feb. 13 ..... at UTEP  
Feb. 18 ..... UTAH  
Feb. 20 ..... BRIGHAM YOUNG  
Feb. 25 ..... at Hawai'i  
Feb. 27 ..... at San Diego State  
Mar. 2 ..... at WAC Tournament

# NEW MEXICO STATE Aggies



Thur., Jan. 7  
7:05 p.m.  
Titan Gym

**Coach:**

Lou Henson

(11th year)

191-83

Career: 681-343

**Location:** Box 30001, MSC 3145,  
Las Cruces, NM 88003-8001

**Enrollment:** 15,088

**Colors:** Crimson & White

**Arena/Capacity:** PanAm Center/ 13,071

**1997-98 Record:** 18-12

**Conference:** 8-8, 5th (East)

**SID:** To be named

**Office:** (505) 646-3929

**Fax:** (505) 646-2425

**e-mail:** To be named

**Home:** (505) To be found

**Courtside:** (505) 646-3400

**Series Record:** NMSU leads, 21-7

**Athletic Director:** Jim Paul

**Returning Lettermen:** 4 **Starters:** 2

**Top Returnees:**

Aaron Brodt, C, 6-9, Jr., 5.1 ppg, 5.5 rpg

Charles Gosa, F, 6-8, Sr., 12.5 ppg, 8.1 rpg

**Top Newcomers:**

Brad Bestor, G, 6-2, Jr., NE Illinois

Daveeno Hines, F, 6-6, So., NE Illinois

William Keys, G, 6-2, Jr., NE Illinois


Gerard Moore, F, 6-6, Jr., NE Illinois

Zachary Norvell, G, 6-3, So., NE Illinois

## 1998-99 SCHEDULE

Nov. 13 ..... at UTEP  
Nov. 19-22 ... at Top of the World Tourney  
Nov. 25 ..... at Texas Tech  
Nov. 28 ..... UTEP  
Dec. 1 ..... WESTERN NEW MEXICO  
Dec. 15 ..... TEXAS SOUTHERN  
Dec. 19 ..... at Washington  
Dec. 22 ..... at San Diego State  
Dec. 29 ..... ALASKA  
Jan. 2 ..... at New Mexico  
Jan. 7 ..... at Fullerton  
Jan. 9 ..... at UC Irvine  
Jan. 14 ..... LONG BEACH STATE  
Jan. 16 ..... PACIFIC  
Jan. 19 ..... NEW MEXICO  
Jan. 21 ..... NORTH TEXAS  
Jan. 23 ..... UC SANTA BARBARA  
Jan. 28 ..... at Nevada  
Jan. 30 ..... at Utah State  
Feb. 4 ..... IDAHO  
Feb. 6 ..... BOISE STATE  
Feb. 11 ..... at Idaho  
Feb. 13 ..... at Boise State  
Feb. 18 ..... at Cal Poly SLO  
Feb. 20 ..... at North Texas  
Feb. 25 ..... UTAH STATE  
Feb. 27 ..... NEVADA  
Mar. 4-6 ..... at Big West Tournament

# NORTH TEXAS Eagles



Sat., Jan. 9  
7:05 p.m.  
Titan Gym

**Coach:**

Vic Trilli

(2nd year)

5-21

Career: 5-21

**Location:** Box 31197,  
Denton, TX 76203-1397

**Enrollment:** 25,000

**Colors:** Green & White

**Arena/Capacity:** The Super Pit/ 10,032

**1997-98 Record:** 5-21

**Conference:** 4-12, 6th (East)

**SID:** Sean Johnson

**Office:** (940) 565-2476

**Fax:** (940) 565-3671

**e-mail:** SJohnson@ABN.UNT.EDU

**Home:** (940) 382-3046

**Courtside:** (940) 565-2476

**Series Record:** North Texas leads, 3-1

**Athletic Director:** Craig Helwig

**Returning Lettermen:** 2 **Starters:** 2

**Top Returnees:**

Charles Washington, F, 6-4, Sr., 10.5 ppg, 8.7 rpg

Chuck Thrash, F, 6-6, Sr., 8.7 ppg, 7.1 rpg

**Top Newcomers:**

Deginald Erskin, F, 6-6, Fr., Gonzales HS

Graeme Anstey, C, 7-0, So., San Jose State

Faheem Nelson, F, 6-8, Jr., L.A. Valley JC

Sam Funches, F, 6-8, Jr., Connecticut

## 1998-99 SCHEDULE

Nov. 13 ..... at Texas A&M  
Nov. 21 ..... TEXAS TECH  
Dec. 1 ..... at TCU  
Dec. 4-5 ..... at Iowa State Tourney  
Dec. 8 ..... at Tulsa  
Dec. 12 ..... WYOMING  
Dec. 19 ..... at Louisiana Tech  
Dec. 23 ..... at Maryland  
Dec. 30 ..... at Arkansas  
Jan. 7 ..... at UC Irvine  
Jan. 9 ..... at Fullerton  
Jan. 14 ..... PACIFIC  
Jan. 16 ..... LONG BEACH STATE  
Jan. 21 ..... at New Mexico State  
Jan. 23 ..... CAL POLY SLO  
Jan. 28 ..... at Utah Sate  
Jan. 30 ..... at Nevada  
Feb. 4 ..... BOISE STATE  
Feb. 6 ..... IDAHO  
Feb. 11 ..... at Boise State  
Feb. 13 ..... at Idaho  
Feb. 18 ..... at UC Santa Barbara  
Feb. 20 ..... NEW MEXICO STATE  
Feb. 25 ..... NEVADA  
Feb. 27 ..... UTAH STATE  
Mar. 4-6 ..... at Big West Tournament



# IDAHO Vandals



Thur., Jan. 14  
7:05 p.m. PST  
Kibbie Dome

**Coach:**  
David Farrar  
(2nd year)  
15-12  
Career: 76-85

**Location:** Kibbie Activity Center,  
Moscow, ID 83844-2302

**Enrollment:** 11,027

**Colors:** Silver & Gold

**Arena/Capacity:** Kibbie-ASUI Dome/ 10,000

**1997-98 Record:** 15-12

**Conference:** 9-7, 3rdT (East)

**SID:** Becky Paull

**Office:** (208) 885-0245

**Fax:** (208) 885-0255

**e-mail:** bpaull@novell.uidaho.edu

**Home:** (208) 883-0850

**Courtside:** (208) 885-0211

**Series Record:** Idaho leads, 2-0

**Athletic Director:** Mike Bohn

**Returning Lettermen:** 8 **Starters:** 4

**Top Returnees:**

Avery Curry, G, 6-0, Sr., 19.7 ppg, 3.9 rpg  
Cameron Banks, G, 6-3, Sr., 11.0 ppg, 3.0 rpg  
Clifford Gray, F, 6-5, Sr., 11.0 ppg, 6.3 rpg

**Top Newcomers:**

Devon Ford, F, 6-3, Jr., Northeastern JC  
Gordon Scott, F, 6-5, Jr., Barton County JC  
Michael Jackson, F, 6-6, Jr., Barton County JC

## 1998-99 SCHEDULE

Nov. 19 .. WESTERN OREGON  
Nov. 24 .. at Florida State  
Nov. 28 .. MONTANA  
Dec. 5 ..... at Missouri  
Dec. 11 ... at Montana Tournament in Butte  
Dec. 12 ... at Montana Tournament in Butte  
Dec. 20 ... WASHINGTON STATE  
Dec. 22 ... at Gonzaga  
Jan. 2 ..... LONG BEACH STATE  
Jan. 7 ..... at UC Santa Barbara  
Jan. 9 ..... at Cal Poly SLO  
**Jan. 14 ... FULLERTON**  
Jan. 16 .... UC IRVINE  
Jan. 21 .... NEVADA  
Jan. 23 .... UTAH STATE  
Jan. 28 .... at Pacific  
Jan. 30 .... at Boise State  
Feb. 4 ..... at New Mexico State  
Feb. 6 ..... at North Texas  
Feb. 11 ... NEW MEXICO STATE  
Feb. 13 ... NORTH TEXAS  
Feb. 18 ... at Utah State  
Feb. 20 ... at Nevada  
Feb. 28 ... BOISE STATE  
Mar. 4-6 . at Big West Tournament

# BOISE STATE Broncos



Sat., Jan. 16  
7:30 p.m. MST  
BSU Pavilion

**Coach:**  
Rod Jensen  
(4th year)  
46-39  
Career: 46-39

**Location:** 1910 University Dr.,  
Boise, ID 83725

**Enrollment:** 15,702

**Colors:** Blue & Orange

**Arena/Capacity:** BSU Pavilion/ 12,380

**1997-98 Record:** 17-13

**Conference:** 9-7, 3rdT (East)

**SID:** Brad Larrondo

**Office:** (208) 385-3868

**Fax:** (208) 385-1778

**e-mail:** blarron@bsu.idbsu.edu

**Home:** (208) 338-6518

**Courtside:** (208) 385-1503

**Series Record:** Boise State leads, 4-3

**Athletic Director:** Gene Bleymaier

**Returning Lettermen:** 6 **Starters:** 3

**Top Returnees:**

Roberto Bergersen, F, 6-6, Sr., 19.4 ppg, 3.1 rpg  
Gerry Washington, G, 6-1, Sr., 11.4 ppg, 3.1 rpg  
Kejuan Woods, F, 6-6, So., 7.0 ppg, 3.0 rpg


**Top Newcomers:**

Richard Morgan, F, 6-8, Fr., Port Coquitlam, BC  
Michael Gely, C, 7-0, Fr., Toulouse, France  
Delvin Armstrong, G, 6-4, So., Diablo Valley JC

## 1998-99 SCHEDULE

Nov. 17 ..... NORTHWEST NAZARENE  
Nov. 21 ..... at Loyola Marymount  
Nov. 25 ..... at Eastern Michigan  
Nov. 28 ..... IDAHO STATE  
Dec. 1 ..... at Weber State  
Dec. 5 ..... WASHINGTON  
Dec. 11 ..... at Indiana Classic  
Dec. 12 ..... at Indiana Classic  
Dec. 22 ..... at Idaho State  
Jan. 2 ..... GONZAGA  
Jan. 7 ..... at Cal Poly SLO  
Jan. 9 ..... at UC Santa Barbara  
Jan. 14 ..... UC IRVINE  
**Jan. 16 ..... FULLERTON**  
Jan. 21 ..... UTAH STATE  
Jan. 23 ..... NEVADA  
Jan. 28 ..... at Long Beach State  
Jan. 30 ..... IDAHO  
Feb. 4 ..... at North Texas  
Feb. 6 ..... at New Mexico State  
Feb. 11 ..... NORTH TEXAS  
Feb. 13 ..... NEW MEXICO STATE  
Feb. 18 ..... at Nevada  
Feb. 20 ..... at Utah State  
Feb. 25 ..... PACIFIC  
Feb. 28 ..... at Idaho  
Mar. 4-6 ..... at Big West Tournament

# LONG BEACH ST. 49ers



Thur., Jan. 21, 7:05  
Titan Gym;  
Sat., Feb. 20, 5:05  
The Pyramid

**Coach:**  
Wayne Morgan  
(3rd year)  
23-33  
Career: 23-33

**Location:** 1250 Bellflower Blvd.,  
Long Beach, CA 90840

**Enrollment:** 27,431

**Colors:** Black & Gold

**Arena/Capacity:** The Pyramid/ 5,000

**1997-98 Record:** 10-19

**Conference:** 5-11, 5th (West)

**SID:** Dan Smith

**Office:** (562) 985-7565

**Fax:** (562) 985-8197

**e-mail:** dcsmith@csulb.edu

**Home:** (562) 986-7797

**Courtside:** (562) 985-4667

**Series Record:** Long Beach leads, 44-30

**Athletic Director:** Bill Shumard

**Returning Lettermen:** 5 **Starters:** 3

**Top Returnees:**

D'Cean Bryant, F, 6-6, Sr., 12.7ppg, 6.9 rpg  
Antrone Lee, G, 6-7, Jr., 11.7 ppg, 4.1 rpg  
Grant Stone, F, 6-8, So., 5.2 ppg, 5.0 rpg

**Top Newcomers:**

Antrone Lee, F, 6-7, So., Florida  
Charles O'Neal, G, 6-3, Jr., Florida CC  
Ramel Lloyd, G, 6-4, So., Syracuse

## 1998-99 SCHEDULE

Nov. 14 ..... CAL STATE NORTH RIDGE  
Nov. 17 ..... at Loyola Marymount  
Nov. 21 ..... PEPPERDINE  
Nov. 24 ..... at USC  
Nov. 28 ..... at San Diego State  
Dec. 1 ..... CSU DOMINGUEZ HILLS  
Dec. 5 ..... UTAH  
Dec. 9 ..... at Southwest Missouri State  
Dec. 12 ..... KANSAS STATE  
Dec. 27 ..... at Northwestern  
Jan. 2 ..... at Idaho  
Jan. 7 ..... NEVADA  
Jan. 9 ..... UTAH STATE  
Jan. 14 ..... at New Mexico State  
Jan. 16 ..... at North Texas  
**Jan. 21 ..... at Fullerton**  
Jan. 23 ..... at UC Irvine  
Jan. 28 ..... BOISE STATE  
Jan. 30 ..... at Pacific  
Feb. 4 ..... UC SANTA BARBARA  
Feb. 6 ..... CAL POLY SLO  
Feb. 11 ..... at UC Santa Barbara  
Feb. 13 ..... at Cal Poly SLO  
Feb. 18 ..... UC IRVINE  
**Feb. 20 ..... FULLERTON**  
Feb. 27 ..... PACIFIC  
Mar. 4-6 ..... at Big West Tournament



# PACIFIC Tigers



Sat., Jan. 23, 7:05  
Titan Gym;  
Thur., Feb. 18, 7:00  
Spanos Center  
Coach:  
Bob Thomason  
(11th year)  
160-131  
Career: 212-158

**Location:** 3601 Pacific Ave.,  
Stockton, CA 95211

**Enrollment:** 6,000

**Colors:** Black & Orange

**Arena/Capacity:** Spanos Center/ 6,150  
1997-98 Record: 23-10

**Conference:** 14-2, 1st (West)

**SID:** Mike Millerick

**Office:** (209) 946-2479

**Fax:** (209) 946-2757

**e-mail:** mmillerick@uop.edu

**Home:** (209) 369-6877

**Courtside:** (209) 946-2865

**Series Record:** Tied, 27-27

**Athletic Director:** Michael McNeely

**Returning Lettermen:** 6 **Starters:** 1

**Top Returnees:**

Earl Clark, G, 6-1, Jr., 3.1 ppg, 2.9 apg  
Clay McKnight, G, 6-2, Jr., 3.6 ppg, 1.0 rpg  
Jason Williams, F, 6-7, Sr., 8.7 ppg, 5.1 rpg


**Top Newcomers:**

Nathan Davis, G, 6-2, RFr., Sam Ramon Valley HS  
Ross Mills, C, 6-10, RFr., North Salem HS  
Eli Kiedrowski, F, 6-6, RFr., Lodi HS

## 1998-99 SCHEDULE

Nov. 14 ..... SANTA CLARA  
Nov. 20 ..... CHICO STATE  
Nov. 24 ..... SAN JOSE STATE  
Nov. 28 ..... at Sacramento State  
Dec. 7 ..... at Fresno State  
Dec. 12 ..... at Loyola Marymount  
Dec. 19 ..... STANFORD  
Dec. 21 ..... at Portland State  
Dec. 30 ..... LEWIS & CLARK COLLEGE  
Jan. 2 ..... at San Diego State  
Jan. 7 ..... UTAH STATE  
Jan. 9 ..... NEVADA  
Jan. 14 ..... at North Texas  
Jan. 16 ..... at New Mexico State  
Jan. 21 ..... at UC Irvine  
**Jan. 23 ..... at Fullerton**  
Jan. 28 ..... IDAHO  
Jan. 30 ..... LONG BEACH STATE  
Feb. 4 ..... CAL POLY SLO  
Feb. 6 ..... UC SANTA BARBARA  
Feb. 11 ..... at Cal Poly SLO  
Feb. 13 ..... at UC Santa Barbara  
**Feb. 18 ..... FULLERTON**  
Feb. 20 ..... UC IRVINE  
Feb. 25 ..... at Boise State  
Feb. 27 ..... at Long Beach State  
Mar. 4-6 ..... at Big West Tournament

# UCSB Gauchos



Thur., Jan. 28, 7:00  
The Thunderdome;  
Sat., Feb. 27, 7:05  
Titan Gym  
Coach:  
Bob Williams  
(1st year)  
0-0  
Career: 189-100

**Location:** 1001 Robertson Memorial Gym,  
Santa Barbara, CA 93106-7211

**Enrollment:** 18,200

**Colors:** Blue & Gold

**Arena/Capacity:** Thunderdome/ 6,000  
1997-98 Record: 7-19

**Conference:** 4-12, 6th (West)

**SID:** Bill Mahoney

**Office:** (805) 893-3428

**Fax:** (805) 893-4537

**e-mail:** bill.mahoney@athletics.ucsb.edu

**Home:** (805) 683-2365

**Courtside:** (805) 893-4361

**Series Record:** CSF leads, 24-20

**Athletic Director:** Dr. Gary Cunningham

**Returning Lettermen:** 6 **Starters:** 2

**Top Returnees:**

B. J. Bunton, F, 6-7, Sr., 10.8 ppg, 6.2 rpg  
Josh Merrill, F, 6-9, Sr., 6.7 ppg, 3.7 rpg  
Brandon Payton, G, 6-0, So., 7.9 ppg, 2.3 apg

**Top Newcomers:**

Larry Bell, G, 6-7, Jr., Compton JC  
Eric Hare, F, 6-5, Fr., McKinney HS  
Erick Ashe, G, 6-2, Jr., Fullerton JC

## 1998-99 SCHEDULE

Nov. 14 ..... at Pepperdine  
Nov. 18 ..... USF  
Nov. 21 ..... WESTMONT  
Nov. 24 ..... at Portland  
Nov. 28 ..... LOYOLA MARYMOUNT  
Dec. 5 ..... USC  
Dec. 17 ..... at Santa Clara  
Dec. 19 ..... at St. Mary's  
Dec. 23 ..... WESTERN COLORADO ST.  
Dec. 30 ..... SAN JOSE STATE  
Jan. 7 ..... IDAHO  
Jan. 9 ..... BOISE STATE  
Jan. 14 ..... at Nevada  
Jan. 16 ..... at Utah State  
Jan. 20 ..... at Cal Poly SLO  
Jan. 23 ..... at New Mexico State  
**Jan. 28 ..... FULLERTON**  
Jan. 30 ..... UC IRVINE  
Feb. 4 ..... at Long Beach State  
Feb. 6 ..... at Pacific  
Feb. 11 ..... LONG BEACH STATE  
Feb. 13 ..... PACIFIC  
Feb. 18 ..... NORTH TEXAS  
Feb. 20 ..... CAL POLY SLO  
Feb. 25 ..... at UC Irvine  
**Feb. 27 ..... at Fullerton**  
Mar. 4-6 ..... at Big West Tournament

# CAL POLY SLO Mustangs



Sat., Jan. 30, 2:00  
Mott Gymnasium;  
Thur., Feb. 25, 7:05  
Titan Gym  
Coach:  
Jeff Schneider  
(4th year)  
44-43  
Career: 44-43

**Location:** 1 Grand Ave.,  
San Luis Obispo, CA 93407

**Enrollment:** 17,000

**Colors:** Green & Gold

**Arena/Capacity:** Mott Gymnasium / 3,000  
1997-98 Record: 14-14

**Conference:** 7-9, 2nd (West)

**SID:** Jason Sullivan

**Office:** (805) 756-6531

**Fax:** (805) 756-2650

**e-mail:** jrsulliv@calpoly.edu

**Home:** (805) 549-0273

**Courtside:** (805) 756-6751

**Series Record:** Cal Poly leads, 16-11

**Athletic Director:** John McCutcheon

**Returning Lettermen:** 9 **Starters:** 5

**Top Returnees:**

Mike Wozniak, G, 6-2, So., 20.4 ppg, 2.6 rpg  
Chris Bjorklund, F, 6-9, So., 17.3 ppg, 5.5 rpg  
Watende Favors, G, 6-2, So., 10.0 ppg, 3.3 rpg

**Top Newcomers:**

David Henry, F, 6-7, Fr., Cardinal Newman HS  
Jason King, G, 5-9, Fr., Lake Washington HS  
James Grace III, F, 6-5, Fr., MacArthur HS

## 1998-99 SCHEDULE

Nov. 16 ..... at Fresno State  
Nov. 21 ..... SIMON FRASER  
Nov. 23 ..... SACRAMENTO STATE  
Nov. 28 ..... at Portland State  
Dec. 3 ..... FRESNO PACIFIC  
Dec. 12 ..... CAL BAPTIST  
Dec. 15 ..... SOUTHERN  
Dec. 17 ..... EASTERN WASHINGTON  
Dec. 22 ..... at Missouri-Kansas City  
Dec. 29 ..... at All-College Tournament  
Dec. 30 ..... at All-College Tournament  
Jan. 2 ..... UNLV  
Jan. 7 ..... BOISE STATE  
Jan. 9 ..... IDAHO  
Jan. 14 ..... at Utah State  
Jan. 16 ..... at Nevada  
Jan. 20 ..... UC SANTA BARBARA  
Jan. 23 ..... at North Texas  
Jan. 28 ..... UC IRVINE  
**Jan. 30 ..... FULLERTON**  
Feb. 4 ..... at Pacific  
Feb. 6 ..... at Long Beach State  
Feb. 11 ..... PACIFIC  
Feb. 13 ..... LONG BEACH STATE  
Feb. 18 ..... NEW MEXICO STATE  
Feb. 20 ..... at UC Santa Barbara  
**Feb. 25 ..... at Fullerton**  
Feb. 27 ..... at UC Irvine  
Mar. 4-6 ..... at Big West Tournament



## UC IRVINE Anteaters



Sat., Feb. 6, 7:05  
Bren Center;  
Sat., Feb. 13, 7:05  
Titan Gym  
Coach:  
Pat Douglass  
(2nd year)  
9-18  
Career: 385-136

**Location:** Crawford Hall,  
Irvine, CA 92697-4500  
**Enrollment:** 17,395  
**Colors:** Blue & Gold  
**Arena/Capacity:** Bren Center/ 5,000  
**1997-98 Record:** 9-18  
**Conference:** 6-10, 3rdT (West)  
**SID:** Bob Olson  
**Office:** (949) 824-5814  
**Fax:** (949) 824-5260  
**e-mail:** rkolson@uci.edu  
**Home:** (949) 646-2386  
**Courtside:** (949) 824-5814  
**Series Record:** CSF leads, 36-29  
**Athletic Director:** Dan Guerrero  
**Returning Lettermen:** 7    **Starters:** 3  
**Top Returnees:**  
Adam Stetson, F, 6-7, Jr., 12.1 ppg, 4.0 rpg  
Ben Jones, F, 6-7, So., 8.6 ppg, 3.9 rpg  
Jason Flowers, G, 6-1, So., 8.2 ppg, 2.5 rpg  
**Top Newcomers:**  
Zamiro Bennem, G, 6-3, Fr., Magnolia HS  
Stan Divranos, F, 6-8, So., Butte JC  
Marek Ondera, F, 6-6, Jr., Mira Costa JC

### 1998-99 SCHEDULE

Nov. 17 ..... at Pepperdine  
Nov. 24 ..... CAL STATE STANISLAUS  
Nov. 28 ..... at Oregon State  
Nov. 30 ..... at Portland  
Dec. 5 ..... NORTHERN ARIZONA  
Dec. 14 ..... at Arizona  
Dec. 20 ..... JAMES MADISON  
Dec. 22 ..... BRIGHAM YOUNG  
Dec. 28 ..... SOUTHERN OREGON  
Jan. 2 ..... at San Diego  
Jan. 7 ..... NORTH TEXAS  
Jan. 9 ..... NEW MEXICO STATE  
Jan. 14 ..... at Boise State  
Jan. 16 ..... at Idaho  
Jan. 21 ..... PACIFIC  
Jan. 23 ..... LONG BEACH STATE  
Jan. 28 ..... at Cal Poly SLO  
Jan. 30 ..... at UC Santa Barbara  
Feb. 4 ..... NEVADA  
**Feb. 6 ..... FULLERTON**  
Feb. 11 ..... at Utah State  
**Feb. 13 ..... at Fullerton**  
Feb. 18 ..... at Long Beach State  
Feb. 20 ..... at Pacific  
Feb. 25 ..... UC SANTA BARBARA  
Feb. 27 ..... CAL POLY SLO  
Mar. 4-6 .... at Big West Tournament

## UTAH STATE Aggies



Thur., Feb. 4  
7:05 p.m.  
Titan Gym  
Coach:  
Stew Morrill  
(1st year)  
0-0  
Career: 218-138

**Location:** UMC 7400,  
Logan, UT 84322-7400  
**Enrollment:** 19,861  
**Colors:** Navy Blue & White  
**Arena/Capacity:** Smith Spectrum/ 10,270  
**1997-98 Record:** 25-8  
**Conference:** 13-3, 1st (East)  
**SID:** Mike Strauss  
**Office:** (435) 797-1850  
**Home:** (435) 755-0597  
**e-mail:** mstrauss@cc.usu.edu  
**Fax:** (435) 797-2615  
**Courtside:** (435) 797-1686  
**Series Record:** USU leads, 27-14  
**Athletic Director:** Bruce Van De Velde  
**Returning Lettermen:** 6    **Starters:** 2  
**Top Returnees:**  
Donnie Johnson, C, 6-6, Sr., 9.5 ppg, 7.5 rpg  
Pharoah Davis, F, 6-5, Sr., 8.8 ppg, 6.4 rpg  
Brandon Birch, F, 6-7, So., 4.1 ppg, 2.6 rpg  
**Top Newcomers:**  
Melvin Farmer, G, 6-0, Jr., Rio Hondo JC  
Troy Rolle, G, 6-3, Jr., Chipola JC  
Brad Willden, F, 6-5, So., Utah Valley State

### 1998-99 SCHEDULE

Nov. 9 ..... SIMON FRASER  
Nov. 20 ..... COLORADO-COLORADO SPRINGS  
Nov. 24 ..... at San Diego State  
Nov. 28 ..... WHITWORTH  
Dec. 5 ..... COLORADO STATE  
Dec. 10 ..... at Fresno State  
Dec. 19 ..... vs. Weber State (Delta Center)  
Dec. 23 ..... UTAH  
Dec. 29 ..... NORFOLK STATE  
Dec. 30 ..... TROY STATE or LAFAYETTE  
Jan. 2 ..... at Brigham Young  
Jan. 7 ..... at Pacific  
Jan. 9 ..... at Long Beach State  
Jan. 14 ..... CAL POLY SLO  
Jan. 16 ..... UC SANTA BARBARA  
Jan. 21 ..... at Boise State  
Jan. 23 ..... at Idaho  
Jan. 28 ..... NORTH TEXAS  
Jan. 30 ..... NEW MEXICO STATE  
**Feb. 4 ..... at Fullerton**  
Feb. 6 ..... at Nevada  
Feb. 11 ..... UC IRVINE  
Feb. 13 ..... NEVADA  
Feb. 18 ..... IDAHO  
Feb. 20 ..... BOISE STATE  
Feb. 25 ..... at New Mexico State  
Feb. 27 ..... at North Texas  
Mar. 4-6 .... at Big West Tournament

## NEVADA Wolf Pack



Thur., Feb. 11  
7:35 p.m.  
Lawlor Center  
Coach:  
Pat Foster  
(6th year)  
82-63  
Career: 358-185

**Location:** Mail Stop 232,  
Reno, NV 89557  
**Enrollment:** 12,500  
**Colors:** Silver & Blue  
**Arena/Capacity:** Lawlor Events Ctr./ 11,200  
**1997-98 Record:** 16-12  
**Conference:** 11-5, 2nd (East)  
**SID:** Paul Stuart  
**Office:** (702) 784-4600  
**FAX:** (702) 784-4386  
**e-mail:** pstuart@scs.unr.edu  
**Home:** (702) 747-4708  
**Courtside:** (702) 784-4404  
**Series Record:** Nevada leads, 9-4  
**Athletic Director:** Chris Ault  
**Returning Lettermen:** 2    **Starters:** 0  
**Top Returnees:**  
Lamont Bonner, F, 6-6, So., 2.0 ppg, 2.0 rpg  
Tommy Zapata, G, 6-3, Jr., 2.4 ppg, 1.2 rpg  
Andre McLeod, F, 6-7, Sr., redshirt  
**Top Newcomers:**  
Derrick Anderson, G, 6-5, Jr., L.A. CC  
John Burrell, G, 6-3, Jr., Antelope Valley JC  
Calvin Criddle, F, 6-5, Jr., Santa Monica CC  
Dimitrios Marmarinos, C, 6-9, Jr., U. of Athens

### 1998-99 SCHEDULE

Nov. 14 ..... at San Diego State  
Nov. 23 ..... WYOMING  
Dec. 2 ..... UNLV  
Dec. 5 ..... at Baylor  
Dec. 9 ..... SAN DIEGO STATE  
Dec. 15 ..... SAINT MARY'S  
Dec. 17 ..... STANFORD  
Dec. 21 ..... SEATTLE  
Dec. 30 ..... at Texas Tech  
Jan. 2 ..... at Colorado State  
Jan. 7 ..... at Long Beach State  
Jan. 9 ..... at Pacific  
Jan. 14 ..... UC SANTA BARBARA  
Jan. 16 ..... CAL POLY SLO  
Jan. 21 ..... at Idaho  
Jan. 23 ..... at Boise State  
Jan. 28 ..... NEW MEXICO STATE  
Jan. 30 ..... NORTH TEXAS  
Feb. 4 ..... at UC Irvine  
Feb. 6 ..... UTAH STATE  
**Feb. 11 ..... FULLERTON**  
Feb. 13 ..... at Utah State  
Feb. 18 ..... BOISE STATE  
Feb. 20 ..... IDAHO  
Feb. 25 ..... at North Texas  
Feb. 27 ..... at New Mexico State  
Mar. 4-6 .... host Big West Tournament



# 1997-98 SEASON REVIEW

A review of Cal State Fullerton's 1997-98 men's basketball season reveals a classic "half-full, half-empty glass" scenario.

Half-full? The Titans posted victories in double digits (12-16), advanced to the semifinal round of the Big West Conference post-season tournament and swept both rivals Long Beach State and UC Irvine in the same season for the first time since 1986. There were five non-conference home victories in five tries and four road victories in Big West play.

Half-empty? The Titans failed to win several games decided at the buzzer and were saddled with their fifth losing season in a row. They went 0-for-5 on the road in non-conference play and only 2-6 at home in Big West contests.

The 1997-98 Titans avoided major injuries but weren't very lucky in the closing minutes of several games, particularly at the outset of the Big West schedule. What was seconds away from being a 4-0 start became 1-3 and the Titans' confidence ebbed.

The senior guard tandem of Chris Dade and Chris St. Clair concluded their five-year careers at Fullerton ranked as the most prolific 3-point field goal shooters in school history. St. Clair made 58 in 151 tries and Dade made 54 of 148 attempts last season, but Dade ended up on top of the career ladder with 191 made to St. Clair's 185. Dade received honorable mention All-Big West Conference honors along with new teammate Ike Harmon, who was the team's top rebounder and No. 2 scorer behind Dade.

"We had a lot of distractions during the year and I think those kind of things had an effect on our play," said Coach Bob Hawking, whose contract was extended through the 1999-2000 campaign at the conclusion of last season. "But we rallied in the final weeks and finished the season strong and played well in the tournament in Reno, which built some momentum for this season."

The Titans didn't duck the heavyweights. They opened the season at Utah, which would go on to be the national runnerup. And they took a 4-2 record into Pauley Pavilion and ran into a spirited bunch of UCLA Bruins, who were celebrating the return of forward Kris Johnson from a suspension.

The Titans went 3-1 against teams from the West Coast Conference, beating Loyola Marymount, San Diego and Portland at home while losing a close game at Pepperdine. St. Clair and Dade led the way against LMU, Harmon was the star vs. San Diego and freshman center Matt Caldwell had a phenomenal 17 minutes off the bench to pace the Portland victory, which preceded a Christmas Holiday break.

The next three weeks were not kind to Hawking and the Titans. Fullerton traveled to the chilly midwest the day after Christmas and had only one practice to prepare for games at Wisconsin-Green Bay and Loyola-Chicago. The Phoenix and the Ramblers handed Fullerton road defeats to leave the non-conference record at 5-5.

The Titans appeared to have won a big road game to open Big West play at New Mexico State, holding a 3-point lead in the final seconds of overtime. But Donminic Ellison banked in a long desperation shot to tie and the Aggies got a 3-point play from Ellison and two free throws in the final 21 seconds of the second overtime period to rally for a victory. Fullerton salvaged the road trip in

Denton when the Titans beat North Texas on a tip-in by Harmon with two seconds remaining.

Fullerton's modest 8-game winning streak at home dating to the previous season came to a screeching end on Jan. 15. Idaho rallied from a 10-point deficit in the final nine minutes and won when Avery Curry hit a 3-pointer and two free throws in the final 2:17. Two nights later, Fullerton fell to 1-3 when Roberto Bergersen made

an 18-foot jumper over Dade at the buzzer for a 76-74 Boise State win.

Things appeared bleak when Fullerton went to Long Beach State on Jan. 22 minus the services of Dade, who had four wisdom teeth removed on Jan. 19. But 7-foot center Andrew Betts was a non-factor for the 49ers and the Titans won a defensive struggle, 61-52, for their inaugural win in The Pyramid.

Fullerton got its first look of the season at NBA No. 1-draft-to-be Michael Olowokandi two nights later at Pacific. The 7-footer had 21 points, 11 rebounds and 5 blocked shots to pace an 86-68 Tigers' win.

Two frustrating losses attributable directly to shooting woes at home followed. The Titans lost to UCSB when Raymond Tutt regained his conference-scoring-leader form of the previous year with 16 second-half points in an 87-81 Gauchos win. UCSB

went 22 of 24 from the foul line while the home team was only 16 of 31. The Titans lost to Cal Poly for the first time in Big West play, hitting just 4 of their first 27 3-point field goal tries while Cal Poly was shooting 50 per cent for the game from behind the arc.

The Titans' offensive woes continued at UC Irvine on Feb. 5, but the defense rose to the occasion. Holding UCI to 14 points in the first half, the Titans used a late 7-0 spurt for a 51-48 victory.

Fullerton managed only 15 points itself in a first half at chilly Logan and accepted a lopsided loss at Utah State. The Titans then came home to suffer a 15-point loss to Nevada despite a 15-point second half by Kenroy Jarrett.

The stretch run to qualify for the Big West post-season tournament went down to the wire. Fullerton routed UCI and Long Beach State at home around another impressive performance (career-high 32 points and 12 rebounds) by Olowokandi in a Pacific victory. Seniors Dade, St. Clair, Craig Whitehead, Wyki Tyson and DeV Vaughn Wright bowed out along with reserve Jerome Archie in the lopsided win over the 49ers.

The final week was typical of the season. Chris Dade hit a 3-pointer for a tie with 4.5 second to play but Mike Wozniak beat the buzzer with a follow shot for a 96-94 Cal Poly SLO win. Two nights later, with four minutes to play, the Titans still weren't assured of a tourney berth. But Long Beach State lost at Pacific and the Titans, who had led for all but 20 seconds of the game, held on behind two St. Clair buckets in the final 1:04 to beat UCSB, 76-70, and gain the western division's No. 2 seed.

In Reno, the Titans played probably their best game of the season. They hit 7-of-9 3-point field goal tries and beat Boise State, 89-82. In the semifinals, they were tied at 50 with 6:57 to play against heavily favored Utah State. But Marcus Saxon took over on his way to tourney MVP honors and the Aggies won, 65-56.



Guards Chris Dade, left, and Chris St. Clair completed outstanding 5-year careers in 1997-98 ranked No. 1 & 2 in 3-point field goals.



# 1997-98 GAME-BY-GAME RESULTS

Date	Opponent	Score	W/L	Record	Atten.	High Scorer	High Rebounder	Opponent Scorer	Opponent Rebounder
11/15	@Utah	59 - 87	L	0 - 1	12,738	Whitehead 14	St. Clair 5	Miller 19	Jensen 16
11/22	Norfolk State	83 - 57	W	1 - 1	1,004	Dade 24	Whitehead 9	Blackwell 12	Beckles 7
11/25	Lewis-Clark State	86 - 46	W	2 - 1	912	Dade 26	White'd/Cun'ham 6	Homer/George 11	George/Hoover 6
11/29	Loyola Marymount	98 - 94	W	3 - 1	1,229	St. Clair 27	Richardson 9	Kennedy 20	Cornell/Hotopp 9
12/02	@Pepperdine	61 - 65	L	3 - 2	1,323	Dade 21	Harmon/Caldwell 6	Gardner 20	Gardner 11
12/06	San Diego	76 - 70	W	4 - 2	1,025	Harmon 27	Harmon 10	Miles 19	Miles 9
12/13	@UCLA	91-120	L	4 - 3	9,724	Dade 26	Harmon 6	Henderson 23	Reed 10
12/20	Portland	72 - 61	W	5 - 3	1,010	Harmon 17	4 with 6	Anderson 18	Anderson 13
12/27	@Wisc.-Green Bay	60 - 70	L	5 - 4	3,481	Dade 15	Richardson 6	Wade 11	Carstensen 4
12/30	@Loyola-Chicago	59 - 73	L	5 - 5	3,253	St. Clair 22	Harmon 8	Brown 21	Goodman 11

## Big West Conference Games

01/08	@N. Mexico St. 2OT	87 - 89	L	5 - 6, 0- 1	6,310	Dade 21	3 with 9	Richardson 26	Brodts 12
01/10	@North Texas	72 - 70	W	6 - 6, 1- 1	1,873	Harmon 23	Harmon/Rich'son 7	Moeller 15	C. Washington 9
01/15	Idaho	73 - 76	L	6 - 7, 1- 2	1,032	Harmon 23	Harmon 8	Curry 23	4 with 5
01/17	Boise State	74 - 76	L	6 - 8, 1- 3	1,178	Harmon 21	Harmon 7	Bergersen 21	Tolman 5
01/22	@Long Beach State	61 - 52	W	7 - 8, 2- 3	1,918	Harmon 15	Cunningham 9	Lee 22	Betts 13
01/24	@Pacific	68 - 86	L	7 - 9, 2- 4	4,711	Richardson 14	Dade/Rich'son 6	Olowokandi 21	Olowokandi 11
01/29	UC Santa Barbara	81 - 87	L	7-10, 2-5	1,036	Dade/Harmon 21	Harmon/Cun'gham 6	Tutt 20	Wallace 8
01/31	Cal Poly SLO	84 - 87	L	7-11, 2-6	1,113	Harmon 26	Harmon 13	Wozniak 21	Favors 8
02/05	@UC Irvine	51 - 48	W	8-11, 3-6	1,770	Dade 13	Caldwell 8	Stetson 20	Stetson 6
02/07	@Utah State	44 - 69	L	8-12, 3-7	7,354	Dade/Harmon 9	Harmon/Rich'son 5	Johnson 18	Johnson 6
02/12	Nevada	67 - 82	L	8-13, 3-8	1,003	Dade 17	3 with 4	Culbertson 21	Culbertson 7
02/14	UC Irvine	85 - 66	W	9-13, 4-8	980	Dade 17	St. Clair 8	Stetson 16	Willard 6
02/19	Pacific	57 - 71	L	9-14, 4-9	880	Dade 26	Rich'son/Dade 5	Olowokandi 32	Olowokandi 12
02/21	Long Beach State	92 - 70	W	10-14, 5-9	1,420	Harmon 27	Richardson 7	Bryant 31	Betts 10
02/26	@Cal Poly SLO	94 - 96	L	10-15, 5-10	2,538	Dade 30	Richardson 14	Wozniak 28	Mayes 12
02/28	@UC Santa Barbara	76 - 70	W	11-15, 6-10	1,578	Harmon 26	Harmon 12	Tutt 31	Wallace 8

## Big West Conference Tournament in Reno

03/06	vs. Boise State	89 - 82	W	12-15	2,147	Dade 19	Harmon 11	Tolman 33	Tolman 16
03/07	vs. Utah State	56 - 65	L	12-16	8,490	Harmon/St. Clair 13	Harmon 6	Saxon 31	Johnson 9

## 1997-98 Highs and Lows

Most Points: .....	98	vs. LMU, 11/29
Fewest Points: .....	44	at Utah State, 2/7
Most Points, Opponent: .....	120	at UCLA, 12/13
Fewest Points, Opponent: ..	46	vs. Lewis-Clark State, 11/25
Most Points, 1st half: .....	48	at UCLA, 12/13
Fewest Points, 1st half: .....	15	at Utah State, 2/7
Most Points., 1st half, opp. .	64	at UCLA, 12/13
Fewest Pts., 1st half, oppon.	14	at UC Irvine, 2/5
Most Points, 2nd half: .....	56	at Cal Poly SLO, 2/26
Fewest Points, 2nd half: .....	26	at Pepperdine, 12/2;
Most Pts., 2nd half, oppon. .	58	at Cal Poly SLO, 2/26
Fewest Pts., 2nd half, opp. .	19	vs. Lewis-Clark State, 11/25
Most Field Goals: .....	38	at Cal Poly SLO, 2/28
Most FG Attempts: .....	76	at Cal Poly SLO, 2/28
Best FG Percentage: .....	.532	vs. Boise State, 3/6 (25 of 47)
Lowest FG Percentage: .....	.291	at Utah State, 2/7 (16 of 55)
Most FGs, Opponent: .....	44	at UCLA, 12/13
Most FGAs, Opponent: .....	69	at Utah, 11/15; vs. LMU 11/29; at UCLA, 12/13
Best FG%, Opponent: .....	.638	at UCLA, 12/13 (44 of 69)
Lowest FG %, Oppon.: .....	.298	at UC Irvine, 2/5 (17 of 57)
Most 3-Point FGs: .....	10	at Pepperdine, 12/2; at UCLA, 12/13

Most 3-Point FGA: .....	30	vs. Cal Poly SLO, 1/31
Best 3-Point FG %: .....	.778	vs. Boise State, 3/6 (7 of 9)
Lowest 3-Point FG %: .....	.176	at Utah, 11/15 (3 of 17)
Most 3-Point FGs, Opp.: ..	14	vs. LMU, 11/29 (of 27); at Pacific, 1/24 (of 24); vs. Boise State, 3/6 (14 of 32)
Most 3FGAs, Opponent: ..	32	vs. Boise State, 3/6 (made 14)
Best 3FG %, Opponent: ....	.583	at Pacific, 1/24 (14 of 24)
Lowest 3FG %, Opp.: .....	.167	vs. Norfolk State, 11/22 (1 of 6)
Most FTs Made: .....	32	vs. Boise State, 3/6 (32 of 49)
Most FT Attempts: .....	49	vs. Boise State, 3/6 (made 32)
Best FT Percentage: .....	.789	vs. Idaho, 1/15 (15 of 19)
Lowest FT Percentage: .....	.381	at Loyola, 12/30 (8 of 21)
Most FTs Made, Opp.: ....	33	at Utah, 11/15 (of 43)
Most FTAs, Opponent: .....	43	at Utah, 11/15 (made 33)
Best FT %, Opponent: .....	.917	vs. UCSB (22 of 24)
Lowest FT %, Opponent: .	.333	at Long Beach State, 1/22 (4 of 12)
Most Rebounds: .....	53	at Cal Poly SLO, 2/28
Most Rebounds, Opp.: .....	65	at Utah, 11/15
Most Assists: .....	26	vs. Long Beach State, 2/21
Most Assists, Opp: .....	24	at UCLA, 12/13
Most Steals: .....	15	at Loyola, 12/30
Most Blocked Shots: .....	11	vs. Lewis-Clark State, 11/25
Most Turnovers: .....	25	at North Texas, 1/10
Fewest Turnovers: .....	8	vs. Boise State, 3/6



# 1997-98 GAME-BY-GAME STATISTICS

## OPPONENTS

Date	Opponent	Min	—TOTAL—			—3 PT.—			Pct.	OFF	DEF	TOT	PF	AST	TO	BK	STL
			FG-Att	Pct.	FG-Att	Pct.	FT-FTA	REB		REB	REB						
11/15	Utah	40	25-69	.362	4-19	.211	33-43	.767	29	36	65	24	14	18	4	3	
11/22	Norfolk State	40	22-56	.393	1- 6	.167	12-24	.500	14	20	34	26	9	25	3	6	
11/25	Lewis-Clark St	40	17-53	.321	4-15	.267	8-11	.727	17	24	41	15	7	29	3	2	
11/29	LMU	40	34-69	.493	14-27	.519	12-20	.600	15	26	41	27	11	20	2	5	
12/02	Pepperdine	40	22-58	.379	3-13	.231	18-26	.692	12	33	45	19	17	20	4	9	
12/06	San Diego	40	27-49	.551	4-10	.400	12-20	.600	9	25	34	15	14	20	4	5	
12/13	UCLA	40	44-69	.638	8-16	.500	24-33	.727	17	27	44	23	24	22	3	12	
12/20	Portland	40	22-58	.379	4-13	.308	13-30	.433	18	26	44	25	8	18	2	2	
12/27	UW-Green Bay	40	20-44	.455	6-13	.462	24-30	.800	8	18	26	19	9	12	4	7	
12/30	Loyola-Chicago	40	25-48	.521	5-17	.294	18-24	.750	12	29	41	17	18	25	3	9	
01/08	New Mexico State	50	27-67	.403	8-24	.333	27-39	.692	19	24	43	16	14	14	2	6	
01/10	North Texas	40	24-67	.358	6-28	.214	16-23	.696	17	24	41	14	4	20	3	9	
01/15	Idaho	40	28-55	.509	3-10	.300	17-22	.773	12	23	35	19	11	16	1	8	
01/17	Boise State	40	28-46	.609	7-16	.438	13-22	.591	7	16	23	27	22	18	0	6	
01/22	Long Beach State	40	22-56	.393	4-20	.200	4-12	.333	14	32	46	26	7	20	6	4	
01/24	Pacific	40	29-49	.592	14-24	.583	14-24	.583	8	20	28	15	23	15	5	6	
01/29	UC Santa Barbara	40	31-57	.544	3-11	.273	22-24	.917	12	30	42	22	19	17	2	5	
01/31	Cal Poly SLO	40	27-61	.443	9-18	.500	24-34	.706	19	29	48	17	16	20	0	5	
02/05	UC Irvine	40	17-57	.298	6-22	.273	8-14	.571	16	23	39	20	12	17	2	10	
02/07	Utah State	40	27-54	.500	3- 9	.333	12-19	.632	9	28	37	12	11	7	2	6	
02/12	Nevada	40	33-56	.589	9-22	.409	7- 9	.778	7	26	33	13	22	15	1	7	
02/14	UC Irvine	40	18-57	.316	4-14	.286	26-35	.743	15	19	34	27	6	22	1	10	
02/19	Pacific	40	28-55	.509	7-21	.333	8-14	.571	11	31	42	14	23	16	3	4	
02/21	Long Beach State	40	26-67	.388	7-18	.389	11-20	.550	15	21	36	23	13	11	3	6	
02/26	Cal Poly SLO	40	32-65	.492	6-16	.375	26-33	.788	10	20	30	16	15	11	2	12	
02/28	UC Santa Barbara	40	29-65	.446	7-23	.304	5-10	.500	10	27	37	20	18	15	4	2	
03/06	Boise State	40	28-66	.424	14-32	.438	12-30	.600	18	23	41	34	18	13	6	2	
03/07	Utah State	40	24-44	.545	8-15	.533	9-17	.529	7	25	32	16	13	18	2	7	

## TITANS

Date	Opponent	Min	—TOTAL—		—3 PT.—		FT-FTA	Pct.	OFF	DEF	TOT	PF	AST	TO	BK	STL
			FG-Att	Pct.	FG-Att	Pct.			REB	REB	REB					
11/15	at Utah	40	19-62	.306	3-17	.176	18-25	.720	12	20	32	33	5	15	5	9
11/22	vs. Norfolk State	40	28-61	.459	6-13	.462	21-36	.583	20	27	47	22	12	21	10	12
11/25	vs. Lewis-Clark St.	40	35-74	.473	9-23	.391	7-12	.583	17	21	38	15	15	13	11	10
11/29	vs. LMU	40	31-61	.508	9-18	.500	27-43	.628	11	28	39	21	19	15	4	5
12/02	at Pepperdine	40	20-60	.333	10-22	.455	11-17	.647	9	29	38	22	15	21	5	10
12/06	vs. San Diego	40	30-62	.484	8-18	.444	8-13	.615	10	18	28	19	17	15	4	12
12/13	at UCLA	40	31-72	.431	10-28	.357	19-29	.655	20	13	33	24	15	24	1	7
12/20	vs. Portland	40	27-58	.466	3-13	.231	15-30	.500	16	30	46	22	16	14	2	6
12/27	at UW-Green Bay	40	20-43	.465	6-14	.429	14-21	.667	8	21	29	25	7	17	1	7
12/30	at Loyola-Chicago	40	22-61	.361	7-24	.292	8-21	.381	17	15	32	23	10	17	4	15
01/08	at New Mexico St.	50	31-73	.425	8-26	.308	17-27	.630	20	27	47	31	20	14	6	8
01/10	at North Texas	40	28-55	.509	7-14	.500	9-16	.563	8	28	36	19	10	25	2	13
01/15	vs. Idaho	40	26-53	.491	6-13	.462	15-19	.789	8	18	26	20	6	16	2	7
01/17	vs. Boise State	40	22-43	.512	6-13	.462	24-36	.667	10	18	28	20	14	15	3	9
01/22	at Long Beach St.	40	20-57	.351	4- 8	.500	17-35	.486	17	24	41	14	11	10	2	6
01/24	at Pacific	40	27-61	.443	6-18	.333	8-17	.471	18	17	35	22	9	14	0	4
01/29	vs. UCSB	40	29-66	.439	7-20	.350	16-31	.516	13	16	29	20	12	11	2	8
01/31	vs. Cal Poly SLO	40	30-69	.435	7-30	.233	17-22	.773	12	22	34	24	20	11	4	7
02/05	at UC Irvine	40	15-49	.306	4-18	.222	17-26	.654	16	27	43	15	9	19	1	9
02/07	at Utah State	40	16-55	.291	4-17	.235	8-12	.667	12	21	33	16	6	12	0	4
02/12	vs. Nevada	40	27-63	.429	6-21	.286	7-12	.583	13	18	31	12	11	11	2	6
02/14	vs. UC Irvine	40	30-58	.517	5-18	.278	20-26	.769	12	28	40	23	18	19	6	12
02/19	vs. Pacific	40	21-57	.368	7-21	.333	8-14	.571	9	21	30	16	11	11	4	4
02/21	vs. Long Beach St.	40	33-64	.516	6-11	.545	20-31	.645	16	30	46	18	26	11	4	5
02/26	at Cal Poly SLO	40	38-76	.500	9-19	.474	9-17	.529	24	29	53	23	16	20	4	6
02/28	at UCSB	40	28-64	.438	5-13	.385	15-27	.556	16	30	46	14	15	11	2	8
03/06	vs. Boise State	40	25-47	.532	7- 9	.778	32-49	.653	7	24	31	20	16	8	3	8
03/07	vs. Utah State	40	19-51	.373	7-24	.292	11-16	.688	9	18	27	18	7	15	1	7



# 1997-98 INDIVIDUAL STATISTICS

Overall: 12-16 Home: 7-6 Road: 4-9 Neutral: 1-1

Big West: 6-10 Home: 2-6 Road: 4-4

## ALL GAMES

PLAYER	G/GS	TOTAL		3-POINT		FT/FTA	PCT.	PTS. AVG.	OFF DEF		TOT		PF/D	AST	TO	BLK	STL	MIN
		FG/FGA	PCT.	FG/FGA	PCT.				REB	REB	REB	AVG.						
Chris Dade	27/ 26	146/ 338	.432	54/ 148	.365	114/ 153	.745	460 17.0	27	62	89	3.3	65/ 1	51	53	2	57	842
Ike Harmon	27/ 16	161/ 335	.481	8/ 30	.267	83/ 151	.550	413 15.3	76	97	173	6.4	86/ 5	21	60	17	28	657
Chris St. Clair	28/ 24	75/ 204	.368	58/ 151	.384	66/ 86	.767	274 9.8	15	66	81	2.9	49/ 0	116	78	4	33	817
Craig Whitehead	26/ 15	67/ 153	.438	10/ 23	.435	26/ 40	.650	170 6.5	29	50	79	3.0	40/ 0	35	19	26	23	512
Mark Richardson	28/ 24	61/ 122	.500	0/ 0	.000	30/ 59	.508	152 5.4	51	83	134	4.8	76/ 3	25	55	11	12	614
Jason Cunningham	27/ 14	52/ 120	.433	7/ 23	.304	24/ 39	.615	135 5.0	50	55	105	3.9	40/ 0	30	40	3	24	578
Kenroy Jarrett	28/ 5	41/ 102	.402	24/ 57	.421	27/ 33	.818	133 4.8	5	23	28	1.0	27/ 0	43	49	0	10	425
Matt Caldwell	28/ 6	49/ 108	.454	0/ 0	.000	22/ 47	.468	120 4.3	41	59	100	3.6	84/ 4	5	25	12	13	369
Dane Plock	24/ 0	29/ 98	.296	21/ 71	.296	5/ 9	.556	84 3.5	1	19	20	.8	25/ 0	28	15	0	13	245
Corey Sanders	24/ 4	23/ 43	.535	0/ 0	.000	15/ 30	.500	61 2.5	18	37	55	2.3	33/ 1	9	21	10	7	265
Wyki Tyson	20/ 4	14/ 30	.467	0/ 0	.000	2/ 21	.095	30 1.5	11	16	27	1.4	26/ 0	1	7	1	2	154
Jerome Archie	4/ 0	2/ 5	.400	0/ 0	.000	2/ 3	.667	6 1.5	3	3	6	1.5	0/ 0	0	0	0	0	6
DeVaughn Wright	16/ 2	7/ 14	.500	0/ 0	.000	1/ 7	.143	15 .9	10	17	27	1.7	19/ 0	3	2	9	2	157
Geoff Meeks	6/ 0	1/ 3	.333	0/ 0	.000	1/ 2	.500	3 .5	0	2	2	.3	1/ 0	1	0	0	0	9
<b>CSF Totals</b>	<b>28</b>	<b>728/ 1675</b>	<b>.435</b>	<b>182/ 503</b>	<b>.362</b>	<b>418/ 680</b>	<b>.615</b>	<b>2056 73.4</b>	<b>337</b>	<b>589</b>	<b>*1016</b>	<b>36.3</b>	<b>571/14</b>	<b>368</b>	<b>483</b>	<b>95</b>	<b>224</b>	<b>5650</b>
<b>Opponents</b>	<b>28</b>	<b>736/ 1617</b>	<b>.455</b>	<b>178/ 492</b>	<b>.362</b>	<b>435/ 652</b>	<b>.667</b>	<b>2085 74.5</b>	<b>377</b>	<b>705</b>	<b>1082</b>	<b>38.6</b>	<b>569/17</b>	<b>398</b>	<b>570</b>	<b>77</b>	<b>175</b>	<b>5650</b>

\*includes 90 team rebounds

## BIG WEST GAMES ONLY

PLAYER	G/GS	TOTAL		3-POINT		FT/FTA	PCT.	PTS. AVG.	OFF DEF		TOT		PF/D	AST	TO	BLK	STL	MIN
		FG/FGA	PCT.	FG/FGA	PCT.				REB	REB	REB	AVG.						
Chris Dade	15/ 14	82/ 179	.458	32/ 81	.395	57/ 78	.731	253 16.9	21	38	59	3.9	31/ 0	34	31	0	26	472
Ike Harmon	16/ 9	106/ 222	.477	5/ 21	.238	48/ 86	.558	265 16.6	44	61	105	6.6	58/ 4	10	35	12	16	405
Chris St. Clair	16/ 12	33/ 110	.300	22/ 80	.275	36/ 48	.750	124 7.8	9	39	48	3.0	25/ 0	71	39	3	18	463
Mark Richardson	16/ 13	40/ 76	.526	0/ 0	.000	18/ 35	.514	98 6.1	34	48	82	5.1	42/ 3	15	29	2	3	364
Jason Cunningham	16/ 14	37/ 89	.416	6/ 19	.316	16/ 26	.615	96 6.0	35	45	80	5.0	31/ 0	19	22	1	18	440
Kenroy Jarrett	16/ 5	30/ 60	.500	17/ 35	.486	17/ 19	.895	94 5.9	2	13	15	.9	17/ 0	32	30	0	8	284
Craig Whitehead	14/ 4	25/ 64	.391	6/ 11	.545	16/ 25	.640	72 5.1	9	25	34	2.4	16/ 0	16	9	13	9	241
Matt Caldwell	16/ 3	34/ 74	.459	0/ 0	.000	13/ 27	.481	81 5.1	30	37	67	4.2	47/ 2	2	15	8	6	234
Jerome Archie	2/ 0	2/ 4	.500	0/ 0	.000	1/ 1	1.000	5 2.5	2	2	4	2.0	0/ 0	0	0	0	0	2
Dane Plock	15/ 0	12/ 45	.267	9/ 33	.273	0/ 1	.000	33 2.2	1	8	9	.6	12/ 0	13	11	0	7	127
Corey Sanders	13/ 1	9/ 16	.563	0/ 0	.000	5/ 12	.417	23 1.8	3	17	20	1.5	15/ 0	1	5	4	3	106
Wyki Tyson	12/ 4	7/ 19	.368	0/ 0	.000	0/ 8	.000	14 1.2	6	9	15	1.3	13/ 0	0	4	0	2	93
DeVaughn Wright	6/ 1	3/ 4	.750	0/ 0	.000	0/ 2	.000	6 1.0	2	2	4	0.7	0/ 0	0	0	1	0	15
Geoff Meeks	3/ 0	1/ 1	1.000	0/ 0	.000	0/ 0	.000	2 0.7	0	0	0	0.0	0/ 0	1	0	0	0	4
<b>CSF Totals</b>	<b>16</b>	<b>421/ 963</b>	<b>.437</b>	<b>97/ 280</b>	<b>.346</b>	<b>227/ 368</b>	<b>.617</b>	<b>1166 72.9</b>	<b>198</b>	<b>344</b>	<b>*598</b>	<b>37.4</b>	<b>307/ 9</b>	<b>214</b>	<b>230</b>	<b>44</b>	<b>116</b>	<b>3250</b>
<b>Opponents</b>	<b>16</b>	<b>426/ 934</b>	<b>.456</b>	<b>103/ 296</b>	<b>.348</b>	<b>240/ 354</b>	<b>.678</b>	<b>1195 74.7</b>	<b>201</b>	<b>393</b>	<b>594</b>	<b>37.1</b>	<b>301/10</b>	<b>236</b>	<b>257</b>	<b>37</b>	<b>106</b>	<b>3250</b>

\*includes 56 team rebounds

Score by Periods	1st	2nd	OT	Total	Deadball Rebounds
CSF	951	1,083	22	2,056	123
Opponents	968	1,093	24	2,085	82

	Attendance	Dates	Average
Home Totals	13,822	13	1,063
Away Totals	58,571	13	4,505
Tournament	10,637	2	5,319
<b>Season Totals</b>	<b>83,030</b>	<b>28</b>	<b>2,965</b>



### Game 1 at Utah Huntsman Center Nov. 15, 1997

Fullerton ..... 29 30 — 59  
Utah ..... 43 44 — 87

Titans	FG-A	FT-A	Rb	PF	TP
Harmon, F	1- 7	4- 6	4	5	6
Richardson, F	2- 6	0- 0	4	4	4
Caldwell, C	0- 2	0- 0	2	5	0
Dade, G	4-13	5- 5	2	3	13
St. Clair, G	3-12	2- 2	5	2	10
Meeks	0- 0	1- 2	1	0	1
Tyson	0- 1	0- 0	1	1	0
Jarrett	0- 5	0- 0	1	2	0
Sanders	2- 6	1- 3	3	5	5
Cunningham	1- 3	2- 3	2	3	4
Whitehead	5- 6	3- 4	1	1	14
Wright	1- 1	0- 0	2	2	2
<b>Totals</b>	<b>19-62</b>	<b>18-25</b>	<b>32</b>	<b>33</b>	<b>59</b>

(.306) (.720)

3-pt: (3-17, .176) — St. Clair 2/7, Whitehead 1/1, Harmon 0/1, Jarrett 0/3, Dade 0/5

Utah	FG-A	FT-A	Rb	PF	TP
Mottola, F	4-10	4- 5	11	0	12
Jensen, F	3-10	6-10	16	1	12
Doleac, C	3-10	6- 6	11	2	12
Miller, G	6-15	6- 6	7	2	19
Hansen, G	0- 3	0- 0	1	4	0
Jackson	0- 2	1- 2	2	3	1
McTavish	1- 4	5- 6	0	3	8
Caton	3- 5	0- 0	3	1	8
Sluga	0- 1	2- 2	1	0	2
Dalton	0- 0	0- 0	1	1	0
Carlisle	2- 2	2- 4	3	2	6
Gooch	0- 1	0- 0	0	0	0
Barratt	1- 4	1- 2	1	3	3
Althoff	2- 2	0- 0	5	2	4
<b>Totals</b>	<b>25-69</b>	<b>33-43</b>	<b>65</b>	<b>24</b>	<b>87</b>

(.362) (.767)

3-pt: (4-19, .211) — Caton 2/3, Miller 1/5, McTavish 1/4, Mottola 0/1, Jensen 0/2, Doleac 0/2, Jackson 0/1, Gooch 0/1  
Attendance: 12,738

For the first time in five seasons, the Titans faced a Utah team without All-American Keith Van Horn, now plying his trade with the New Jersey Nets. But the Utes didn't seem to miss the first-round draft pick as their towering front line dominated Fullerton.

It took the Titans more than five minutes to score, Chris St. Clair hitting a 3-pointer to make it 8-3. The Utes scored the next 6 points for an 11-point lead and Fullerton was destined to play catch up all night.

Craig Whitehead came off the bench with 10 first-half points and two Ike Harmon free throws made it a 28-22 game with 5:25 to go in the half. Utah got 7 points from Andre Miller in the final two minutes in a 15-7 run that forged a 43-29 intermission lead.

Fitting its trademark, Utah controlled the backboards by a 2-1 margin and hit 77 per cent of its free-throw attempts. Only a cold shooting night by the No. 12-ranked Utes kept the game from becoming a total rout. The Titans went 0-for-9 from 3-point range in the second half.

### Game 2 Norfolk State Titan Gym Nov. 22, 1997

Norfolk State ..... 28 29 — 57  
Fullerton ..... 44 39 — 83

Norfolk	FG-A	FT-A	Rb	PF	TP
Liggins, F	0- 0	0- 0	0	0	0
Neal, F	3- 6	0- 0	6	3	6
Blackwell, C	5- 6	2- 2	2	3	12
Woolfolk, G	5-10	1- 2	4	5	11
Brown, G	0- 8	0- 0	3	3	0
Perry	1- 7	0- 0	1	2	3
Wilson	1- 2	3- 6	1	1	5
Delic	1- 1	0- 0	0	0	2
Buck	0- 0	0- 2	1	0	0
Jones	4-13	1- 3	2	2	9
Beckles	1- 1	3- 6	7	3	5
Abney	1- 2	2- 3	4	4	4
Diggs	0- 0	0- 0	0	0	0
<b>Totals</b>	<b>22-56</b>	<b>12-24</b>	<b>34</b>	<b>26</b>	<b>57</b>

(.393) (.500)

3-pt: (1-6, .167) — Perry 1/2, Brown 0/4

Titans	FG-A	FT-A	Rb	PF	TP
Harmon, F	3- 3	4- 7	4	0	10
Whitehead, F	3-14	0- 0	9	4	6
Richardson, C	5- 5	0- 2	5	3	10
Dade, G	8-14	6- 8	8	4	24
St. Clair, G	3- 7	4- 4	2	1	13
Plock	0- 0	1- 2	0	0	1
Meeks	0- 1	0- 0	1	0	0
Tyson	0- 0	0- 0	0	1	0
Jarrett	0- 2	2- 4	1	0	2
Sanders	4- 6	1- 3	7	1	9
Cunningham	1- 5	0- 0	2	0	3
Archie	0- 1	1- 2	1	0	1
Wright	0- 2	0- 2	3	4	0
Caldwell	1- 1	2- 2	1	4	4
<b>Totals</b>	<b>28-61</b>	<b>21-36</b>	<b>47</b>	<b>22</b>	<b>83</b>

(.459) (.583)

3-pt: (6-13, .462) — St. Clair 3/6, Dade 2/4, Cunningham 1/1, Whitehead 0/2  
Attendance: 1,004

The Titans' home opener matched them against a relatively unknown Norfolk State team, playing its first season of Div. I ball and coming off a loss at Pepperdine but destined to win its next outing at Long Beach State.

After giving up the game's first basket, the Titans didn't give Norfolk a chance. Chris St. Clair hit a 3-pointer, Ike Harmon stole the ball and got a dunk and Chris Dade scored on a fast break to trigger an 11-0 run that pushed the Titans toward a 22-7 lead less than 7 minutes into the game.

Coach Bob Hawking was able to go deep into his bench even in the first half as the Titans' lead reached 20 points at 39-19. Norfolk got the first two buckets of the second half to close the gap to 44-32, but Fullerton put together an 8-0 run for another 20-point lead at 52-32 with 17 minutes to play. The Titans lost Ike Harmon for the final 18 minutes when he took an inadvertent elbow to the jaw and suffered what would later be diagnosed as a mild concussion.

The Titans outrebounded Norfolk State by 13, which would be its second largest margin of the season.

### Game 3 Lewis-Clark State Titan Gym Nov. 25, 1997

Lewis-Clark St. .... 27 19 — 46  
Fullerton ..... 36 50 — 86

Lewis-Clark	FG-A	FT-A	Rb	PF	TP
Homer, F	5-14	0- 0	4	1	11
George, F	5-14	1- 2	6	2	11
Z. Wilson, C	1- 5	0- 0	4	0	2
Clarke, G	4- 6	0- 0	3	3	10
Mercer G	1- 5	0- 0	3	1	3
Phillips	0- 4	2- 2	0	1	2
Anderson	1- 4	4- 4	4	3	6
Hoover	0- 0	0- 1	6	4	0
J. Wilson	0- 1	1- 2	1	0	1
<b>Totals</b>	<b>17-53</b>	<b>8-11</b>	<b>41</b>	<b>15</b>	<b>46</b>

(.321) (.727)

3-pt: (4-15, .267) — Clarke 2/3, Mercer 1/5, Homer 1/6, Phillips 0/1

Titans	FG-A	FT-A	Rb	PF	TP
Whitehead, F	8-12	1- 1	6	0	17
Richardson, F	1- 6	1- 2	5	3	3
Sanders, C	2- 4	2- 2	2	1	6
Dade, G	11-16	0- 0	0	0	26
St. Clair, G	3- 9	0- 0	4	0	9
Plock	2- 7	1- 1	2	2	7
Meeks	0- 1	0- 0	0	1	0
Tyson	1- 2	0- 2	3	2	2
Jarrett	2- 6	0- 0	3	2	4
Cunningham	5- 9	2- 4	6	0	12
Archie	0- 0	0- 0	1	0	0
Wright	0- 1	0- 0	1	2	0
Caldwell	0- 1	0- 0	2	2	0
<b>Totals</b>	<b>35-74</b>	<b>7-12</b>	<b>38</b>	<b>15</b>	<b>86</b>

(.473) (.583)

3-pt: (9-23, .391) — Dade 4/7, Plock 2/5, St. Clair 3/8, Cunningham 0/1, Jarrett 0/2

Attendance: 912

Lewis-Clark State of Lewiston, Idaho, a dual member of NAIA and NCAA Div. II, not to be confused with Lewis & Clark College in Oregon, gave the Div. I Titans a good battle for 20 minutes but the Fullerton bench wore out the Warriors in the second half. The eventual 40-point margin was the most lopsided Titan win since Dec. 16, 1985 -- 91-39 over Seattle.

Chris Dade and Craig Whitehead led the offense, which overcame the absence of Ike Harmon, still recuperating from his concussion, and welcomed the return of Dane Plock from a suspension. Dade and Whitehead each scored just two points shy of his career high with Dade hitting 11 of 16 shots and Whitehead 8 of 12.

The game was even through the first seven minutes and the Titans didn't take the lead for good until a Chris St. Clair 3-pointer for a 13-10 lead with 12:45 to play in the first half. The Titans stretched the lead to as many as 12 points but the Warriors closed the gap to 26-23 with a 9-0 run capped by a Travis Homer 3-pointer at the 5:13 mark. Fullerton outscored L-C 10-4 to gain a 36-27 halftime lead.

The rout began after the Warriors scored the first basket of the second half and Fullerton went on a 19-2 run.

### Game 4 Loyola Marymount Titan Gym Nov. 29, 1997

LMU ..... 45 49 — 94  
Fullerton ..... 46 52 — 98

LMU	FG-A	FT-A	Rb	PF	TP
Kennedy, F	8-12	1- 1	4	3	20
Cornell, F	2- 5	3- 5	9	2	7
Hotopp, C	1- 3	2- 3	9	2	4
Eaddy, G	5-13	2- 4	0	4	16
Ammerman, G	7-11	0- 1	5	4	15
Allen	2- 6	0- 0	1	3	5
Papadopoulos	0- 3	0- 0	2	3	0
Saucedo	4- 8	0- 1	2	2	10
Mashack	4- 7	4- 5	1	1	15
Knollmiller	1- 1	0- 0	0	0	2
Kainga	0- 0	0- 0	0	1	0
Perry	0- 0	0- 0	0	2	0
<b>Totals</b>	<b>34-69</b>	<b>12-20</b>	<b>41</b>	<b>27</b>	<b>94</b>

(.493) (.600)

3-pt: (14-27, .519) — Eaddy 4/8, Mashack 3/4, Kennedy 3/4, Saucedo 2/4, Ammerman 1/4, Allen 1/2, Papadopoulos 0/1

Titans	FG-A	FT-A	Rb	PF	TP
Whitehead, F	6-12	3- 6	4	1	15
Richardson, F	3- 4	1- 2	9	4	7
Sanders, C	0- 1	2- 5	8	3	2
Dade, G	7-13	8- 9	1	2	24
St. Clair, G	7-12	7- 9	2	4	27
Plock	1- 5	0- 0	1	0	2
Harmon	2- 5	4- 8	4	3	8
Jarrett	2- 3	2- 2	1	0	7
Wright	1- 1	0- 0	1	2	2
Caldwell	2- 5	0- 2	6	2	4
<b>Totals</b>	<b>31-61</b>	<b>27-43</b>	<b>39</b>	<b>21</b>	<b>98</b>

(.508) (.628)

3-pt: (9-18, .500) — St. Clair 6/10, Dade 2/5, Jarrett 1/1, Plock 0/1, Harmon 0/1  
Attendance: 1,229

It took a hot shooting night by both Chris St. Clair and Chris Dade for Fullerton to hold off a hungry LMU team that blistered the Titan Gym nets from 3-point range. The Lions made 14 of 27 treys, second most by a Titan opponent to only the 15 3-pointers made by Houston on Feb. 10, 1993.

LMU led briefly in the early going and again just before halftime only for Craig Whitehead to tip in a basket at the buzzer for a 46-45 Fullerton lead. The Lions never led again.

With St. Clair on his way to a career-high 27 points, the Titans pulled away with an 8-0 run for a 62-51 lead with 14:19 to play. The lead grew to as many as 15 points at 85-70 with 5:48 to play on St. Clair's sixth and final trey. It was still a 13-point bulge at 90-77 with 2:30 to play after two St. Clair free throws, but the Lions wouldn't quit. Haywood Eaddy hit a pair of 3-pointers in the final minute and the Lions got within 6 points.

Whitehead's basket with 21 seconds was the clincher and the Lions got as close as four points only at the buzzer on a Ben Ammerman basket.

Ike Harmon played 15 minutes after practicing only on game day.



## Game 5 at Pepperdine Firestone Fieldhouse Dec. 2, 1997

Fullerton ..... 35 26 — 61  
Pepperdine ..... 34 31 — 65

Titans	FG-A	FT-A	Rb	PF	TP
Whitehead, F	1-6	0-0	2	1	3
Richardson, F	0-5	0-2	4	4	0
Sanders, C	0-2	0-0	2	1	0
Dade, G	5-13	8-9	3	3	21
St. Clair, G	2-8	2-2	4	2	8
Plock	3-7	0-0	3	4	9
Harmon	7-11	1-4	6	1	15
Jarrett	1-3	0-0	0	1	3
Cunningham	0-0	0-0	1	0	0
Wright	0-0	0-0	2	2	0
Caldwell	1-5	0-0	6	3	2
<b>Totals</b>	<b>20-60</b>	<b>11-17</b>	<b>38</b>	<b>22</b>	<b>61</b>
	(.333) (.647)				

3-pt: (10-22, .455) — Plock 3/7, Dade 3/8, St. Clair 2/4, Jarrett 1/1, Whitehead 1/2

Waves	FG-A	FT-A	Rb	PF	TP
Prince, F	0-1	1-2	3	3	1
Gibbs, F	3-9	0-0	10	3	6
Hill, C	3-4	6-12	4	3	12
Gardner, G	7-15	4-4	11	3	20
Brown, G	4-14	3-4	6	1	11
Fomby	0-0	0-0	1	0	0
Archie	0-3	4-4	1	2	4
McDowell	2-5	0-0	2	1	4
Givens	3-7	0-0	3	3	7
<b>Totals</b>	<b>22-58</b>	<b>18-26</b>	<b>45</b>	<b>19</b>	<b>65</b>
	(.379) (.692)				

3-pt: (3-13, .231) — Gardner 2/5, Givens 1/1, McDowell 0/1, Prince 0/1, Archie 0/2, Brown 0/3 Attendance: 1,323

The Titans began a mini-tour of former Jim Harrick assistant coaches at UCLA when they visited Pepperdine and second-year head coach Lorenzo Romar. The Waves came in with a 3-1 record, the same as the Titans, including a win over Wisconsin and a loss at Cal State Northridge.

Fullerton used phenomenal 3-point field goal shooting to overcome an early 10-point Pepperdine lead at 19-9 and gain a one-point edge at half-time. Dane Plock came off the bench to hit 3 in 4 tries and Chris Dade hit 3 in 5 attempts to pace an 8-for-12 effort by the team that offset a 4-for-20 effort from 2-point range and a 3-for-8 effort at the foul line.

But the Titans cooled off from the perimeter in the second half, hitting only 2 of 10 and the Waves found a hot hand in Jelani Gardner. The transfer from California outscored Ike Harmon, 16-11, in the second half while their teammates battled to a 15-15 stalemate. Pepperdine took the lead for good at 55-53 on a Gardner basket at the 2:23 mark and the Waves turned consecutive Titan turnovers into an omm'A Givens dunk on a fast break and a Bryan Hill jumper for a 59-53 edge that held up in the final minute.

## Game 6 San Diego Titan Gym Dec. 6, 1997

San Diego ..... 35 35 — 70  
Fullerton ..... 46 30 — 76

USD	FG-A	FT-A	Rb	PF	TP
Parker, F	6-10	0-0	3	4	14
Williams, F	3-9	2-3	6	2	8
Miles, C	7-10	4-6	9	1	19
Jacobsen, G	5-9	3-4	6	3	14
Obasohan, G	0-4	0-0	2	3	0
White	3-3	2-3	0	1	8
Courtney	0-0	0-0	1	0	0
Knoll	3-4	1-4	3	1	7
<b>Totals</b>	<b>27-49</b>	<b>12-20</b>	<b>34</b>	<b>15</b>	<b>70</b>
	(.551) (.600)				

3-pt: (4-10, .400) — Parker 2/3, Jacobsen 1/2, Miles 1/3, White 0/2.

Titans	FG-A	FT-A	Rb	PF	TP
Harmon, F	12-21	2-4	10	2	27
Whitehead, F	3-5	2-2	3	0	8
Richardson, C	2-6	0-1	5	4	4
Dade, G	5-12	1-1	1	5	13
St. Clair, G	3-5	1-2	3	1	10
Plock	3-7	2-3	1	1	9
Jarrett	1-3	0-0	1	0	3
Sanders	0-0	0-0	1	0	0
Cunningham	1-1	0-0	0	1	2
Wright	0-1	0-0	1	3	0
Caldwell	0-1	0-0	0	2	0
<b>Totals</b>	<b>30-62</b>	<b>8-13</b>	<b>28</b>	<b>19</b>	<b>76</b>
	(.484) (.615)				

3-pt: (8-18, .444) — St. Clair 3/4, Dade 2/5, Harmon 1/1, Jarrett 1/3, Plock 1/4, Whitehead 0/1 Attendance: 1,025

Ike Harmon maintained the momentum from his second half at Pepperdine and exploded for his best game to date to lead the Titans to a victory over another ex-Bruin assistant and former Fullerton head coach Brad Holland, who was booed by Fullerton fans in pre-game introductions.

Harmon made the game's two most critical baskets as the teams exchanged dominating streaks. He scored on an inbounds play at the 7:01 mark and scored inside 30 ticks later to build a lead that once had been 19 points at 58-39 back up to 11 at 69-58. In so doing, he had scored 8 consecutive Titan points. The Toreros got as close as 4 points in the final minute but Dane Plock made a mid-court steal, layup and two free throws.

Fullerton jumped out to a 12-5 lead but San Diego responded with a 21-9 surge to lead by 5 at 26-21 with 5:43 to go in the half. The Titans enjoyed perhaps their finest five minutes of the young season and roared back with a 25-9 vengeance for a 46-35 halftime lead. USD had shot 70 per cent from the floor but trailed the Titans, who hit 6 of 8 3-pointers.

The Titans' surge continued into the second half with a 12-4 start for the 58-39 lead at the 16:36 mark. The Toreros scored the next 14 points to set the stage for Harmon's heroics.

## Game 7 at UCLA Pauley Pavilion Dec. 13, 1997

Fullerton ..... 48 43 — 91  
UCLA ..... 64 56 — 120

Titans	FG-A	FT-A	Rb	PF	TP
Harmon, F	5-12	4-7	6	4	14
Whitehead, F	1-5	0-0	1	2	2
Richardson, C	2-3	2-2	4	4	6
Dade, G	8-17	7-11	0	3	26
St. Clair, G	2-5	0-0	1	3	6
Wright	0-1	1-2	5	1	1
Jarrett	2-7	2-2	1	1	8
Caldwell	1-3	0-0	3	2	2
Plock	3-9	1-2	1	0	10
Cunningham	1-1	2-3	2	0	4
Sanders	1-2	0-0	3	1	2
Tyson	5-7	0-0	1	3	10
<b>Totals</b>	<b>31-72</b>	<b>19-29</b>	<b>33</b>	<b>24</b>	<b>91</b>
	(.431) (.655)				

3-pt: (10-28, .357) — Plock 3/8, Dade 3/9, Jarrett 2/5, St. Clair 2/5, Whitehead 0/1

UCLA	FG-A	FT-A	Rb	PF	TP
Knight, F	6-9	0-0	1	1	15
Bailey, F	8-11	2-2	6	3	19
Reed, C	6-8	2-7	10	1	14
Hines, G	0-1	0-0	1	2	0
Watson, G	4-6	1-2	3	2	11
Henderson	8-13	7-8	9	3	23
Davis	2-3	5-6	3	3	9
Loyd	1-2	2-2	0	3	5
Johnson	5-7	4-4	2	3	15
Daley	3-5	0-0	0	1	6
Farnham	0-1	0-0	3	0	0
McGautha	0-1	1-2	1	0	1
Harbour	1-1	0-0	0	0	2
Ramasar	0-1	0-0	1	1	0
<b>Totals</b>	<b>44-69</b>	<b>24-33</b>	<b>44</b>	<b>23</b>	<b>120</b>
	(.638) (.727)				

3-pt: (8-16, .500) — Knight 3/6, Watson 2/2, Johnson 1/1, Loyd 1/2, Bailey 1/2, Henderson 0/1, McGautha 0/1, Daley 0/1. Attendance: 9,724

The Titans made their eighth trip into Pauley Pavilion and exited with their eighth loss after giving up more points than any Titan team ever.

Fullerton picked a bad night to challenge the Bruins to a running game. It was their home opener and the return to the bench of forward Kris Johnson, suspended earlier in the season for violating team rules. Even with Baron Davis and J. R. Henderson missing from the starting five because of other infractions, the Titans could battle closely for only 10 minutes.

CSF jumped to a 4-0 lead and the Bruins caught them at 4-4. Fullerton took 3-point leads on treys by Chris Dade and Chris St. Clair and UCLA answered with a Knight trey and a 7-0 run fueled by an Earl Watson steal for a 14-10 lead the Bruins gave up.

A traditional 3-point play by Dade made it a 27-23 UCLA lead with 10:30 to go in the half and then the Bruins took off. An 11-0 run made it 38-23 and they were up by 20 at 59-39 before Wyki Tyson, on his way to a career-high 10 points, helped the Titans rally to within 16 points at the half.

## Game 8 Portland Titan Gym Dec. 20, 1997

Portland ..... 35 26 — 61  
Fullerton ..... 27 45 — 72

Portland	FG-A	FT-A	Rb	PF	TP
Anderson, F	8-16	0-7	13	1	18
Collins, F	1-2	1-2	5	3	4
Dejworek, C	1-5	4-8	4	2	6
Holton, G	2-10	0-0	4	4	4
Franklin, G	5-13	0-1	2	3	10
Bowes-Little	0-0	0-0	0	2	0
Palumbis	0-1	0-0	0	1	0
Andrews	0-1	1-2	0	0	1
Jackson	0-2	0-0	1	4	0
Rainwater	2-3	7-10	5	0	12
Sandrin	3-5	0-0	3	5	6
<b>Totals</b>	<b>22-58</b>	<b>13-30</b>	<b>44</b>	<b>25</b>	<b>61</b>
	(.379) (.433)				

3-pt: (4-13, .308) — Anderson 2/5, Collins 1/1, Rainwater 1/2, Holton 0/1, Andrews 0/1, Franklin 0/3.

Titans	FG-A	FT-A	Rb	PF	TP
Harmon, F	8-12	0-2	6	4	17
Whitehead, F	1-3	0-0	5	4	2
Wright, C	2-3	0-1	6	1	4
Dade, G	3-13	4-6	6	1	11
St. Clair, G	2-8	7-10	2	3	12
Plock	0-4	0-0	2	2	0
Tyson	1-1	0-5	4	3	2
Jarrett	0-0	0-0	0	1	0
Cunningham	4-6	0-0	6	0	8
Richardson	0-0	0-0	1	1	0
Caldwell	6-8	4-6	4	2	16
<b>Totals</b>	<b>27-58</b>	<b>15-30</b>	<b>46</b>	<b>22</b>	<b>72</b>
	(.466) (.500)				

3-pt: (3-13, .231) — Harmon 1/2, Dade 1/3, St. Clair 1/5, Plock 0/3. Attend.: 1,010

A quick examination of the box score leaves some doubt that the Titans beat Portland. Fullerton hit only half of its free throws, got combined 5-for-21 shooting from senior guards Chris Dade and Chris St. Clair, got only 3 minutes from injured Mark Richardson and only two points from Craig Whitehead and Dane Plock.

But Matt Caldwell had a career game and Ike Harmon dominated down the stretch and the Titans ran their home record to 5-0 with a win over the Pilots, who had some of their own problems such as missing 17 of 30 free throws and shooting only 38 per cent from the floor.

Typical for final exams week, the Titans started slowly. They fell behind early — 10-3 — and by as many as 10 points at 31-21 late in the first half.

A 10-3 run to open the second half left Fullerton within a point at 38-37 but the Pilots scored the next 8 points to build a 9-point lead at 46-37 with 14:53 to play. Harmon scored 7 points including a 3-pointer to help forge a 50-50 tie. Two St. Clair free throws put the Titans ahead to stay at 54-53 with 6:57 to go and triggered an 8-0 run for a 60-53 advantage. Harmon scored 8 of CSF's final 12 points.



## Game 9 at Wisconsin-Green Bay Brown County Arena Dec. 27, 1997

Fullerton ..... 27 33 — 60  
UW-Green Bay .... 35 35 — 70

Titans	FG-A	FT-A	Rb	PF	TP
Whitehead, F	3- 7	0- 0	3	4	6
Harmon, F	3- 7	0- 1	3	4	6
Richardson, C	3- 5	1- 2	6	2	7
Dade, G	4-10	6- 6	2	3	15
St. Clair, G	2- 3	2- 3	2	1	8
Plock	3- 6	0- 0	1	2	9
Caldwell	0- 1	0- 2	1	3	0
Tyson	0- 0	2- 4	1	2	2
Jarrett	0- 2	0- 0	2	1	0
Sanders	1- 1	1- 1	2	3	3
Cunningham	1- 1	2- 2	1	0	4
Wright	0- 0	0- 0	2	0	0
<b>Totals</b>	<b>20-43</b>	<b>14-21</b>	<b>29</b>	<b>25</b>	<b>60</b>
	(.465)	(.667)			

3-pt: (6-14, .429) — Plock 3/5, St. Clair 2/3, Dade 1/4, Jarrett 0/2

UWGB	FG-A	FT-A	Rb	PF	TP
Walker, F	2- 2	4- 4	3	5	8
LaRue, F	2- 8	4- 4	2	1	9
Hill, C	2- 6	3- 4	2	3	7
Olm, G	1- 4	5- 5	2	1	7
Borowicz, G	3- 4	0- 0	0	0	9
Kiss	1- 3	0- 0	2	1	2
Kraft	2- 5	0- 0	1	1	6
Wade	5- 5	1- 3	3	2	11
Pfister	0- 0	0- 0	0	0	0
Nabena	1- 2	2- 4	2	1	4
Carstensen	1- 5	5- 6	4	4	7
<b>Totals</b>	<b>20-44</b>	<b>24-30</b>	<b>26</b>	<b>19</b>	<b>70</b>
	(.455)	(.800)			

3-pt: (6-13, .462) — Borowicz 3/4, Kraft 2/2, LaRue 1/5, Olm 0/1, Carstensen 0/1  
Attendance: 3,481

The Titans' first trip to the Midwest in five years began at one of the most difficult places in the nation to play — Green Bay, Wisconsin. The host Phoenix had the ninth best winning percentage in Div. I basketball in the 1990s at .751. And at home they have been virtually unbeatable, taking a 51-8 record in their last 59 games into the contest against a Titan team that had held only one practice since their win over Portland to allow players to go home for Christmas.

The result was predictable. The Phoenix were fired up after seeing a 12-game home winning streak snapped the week before and the Titans showed signs of inactivity and the all-day trip east. After building a 19-15 lead 8 minutes into the game behind the scoring of Craig Whitehead and solid board work by Mark Richardson, the Titans hit a wall. UWGB went on a 12-0 run for a 27-19 lead as the Titans went more than 7 minutes without scoring.

With Chris Dade scoring Fullerton's first 6 points of the second half, the Titans closed to a 39-35 deficit only for the Phoenix to launch an 11-0 run capped by a Paul Kraft 3-pointer for a 50-35 lead with 11 minutes to play.

## Game 10 at Loyola-Chicago Gentile Center Dec. 30, 1997

Fullerton ..... 25 34 — 59  
Loyola-Chicago ... 38 35 — 73

Titans	FG-A	FT-A	Rb	PF	TP
Harmon, F	6-15	5-13	8	1	17
Whitehead, F	1- 4	0- 0	4	2	2
Richardson, C	0- 0	2- 2	2	3	2
Dade, G	2-13	0- 0	3	3	5
St. Clair, G	8-15	0- 0	4	3	22
Plock	2- 8	0- 0	0	2	4
Caldwell	1- 2	1- 4	2	3	3
Tyson	0- 0	0- 2	1	1	0
Jarrett	0- 2	0- 0	0	1	0
Sanders	1- 1	0- 0	2	1	2
Cunningham	1- 1	0- 0	4	1	2
Wright	0- 0	0- 0	0	2	0
<b>Totals</b>	<b>22-61</b>	<b>8-21</b>	<b>32</b>	<b>23</b>	<b>59</b>
	(.361)	(.381)			

3-pt: (7-24, .292) — St. Clair 6/10, Dade 1/7, Harmon 0/1, Whitehead 0/1, Plock 0/5.

Loyola	FG-A	FT-A	Rb	PF	TP
Hare, F	2- 8	0- 0	6	2	4
Goodman, F	7-10	5- 8	11	4	19
Bush, C	2- 3	2- 2	4	5	6
Brown, G	7-11	5- 7	2	1	21
McSwine, G	4-11	4- 4	8	2	15
Tice	0- 0	0- 0	0	1	0
Gallo	0- 0	0- 0	2	0	0
Petersen	0- 0	0- 0	0	0	0
Plowman	3- 5	2- 3	4	2	8
<b>Totals</b>	<b>25-48</b>	<b>18-24</b>	<b>41</b>	<b>17</b>	<b>73</b>
	(.521)	(.750)			

3-pt: (5-17, .294) — McSwine 3/7, Brown 2/3, Goodman 0/1, Hare 0/6 Att.: 3,253

The Titans' chances of earning a road trip split seemed encouraging. They had an extra day of rest in Green Bay, they were facing a team they had beaten by 21 points last season in Titan Gym and they had a vocal fan following compliments of their midwestern-connected players.

But Loyola had better hole cards. The Ramblers rode the momentum of a 3-game winning streak, an unbeaten home record (4-0) and hot shooting by guards Earl Brown and Damien McSwine to drop Fullerton to 5-5 overall, 0-5 on the road. They also got a poor shooting night by Chris Dade.

The Titans took an early 3-2 lead on an Ike Harmon basket and free throw but that would be their last advantage. The Ramblers went on an 11-0 run to go up 13-3 and the lead was in double figures for most of the game, growing to as many as 19.

Fullerton's most serious run came early in the second half. Harmon's layup capped a 9-1 surge that made it 44-37 Loyola. But Loyola got a dunk by Donyale Bush, a trey by Brown, a deuce by McSwine and a dunk by Javan Goodman to go up 53-37.

St. Clair matched his career high with 6 treys but he and Harmon were the only Titans with more than one basket in the second half.

## Game 11 at New Mexico State Pan American Center Jan. 8, 1998

CSF ..... 35 30 9 13 — 87  
NMSU. ... 38 27 9 15 — 89

Titans	FG-A	FT-A	Rb	PF	TP
Cunningham, F	3- 5	2- 6	9	4	9
Richardson, F	3- 5	0- 0	4	5	6
Caldwell, C	7-12	1- 1	9	2	15
Dade, G	5-12	9-12	5	3	21
St. Clair, G	3- 6	1- 2	0	3	9
Jarrett	1- 1	0- 0	0	0	2
Plock	3-12	0- 0	1	2	8
Harmon	4-17	0- 2	9	5	8
Tyson	0- 0	0- 0	0	2	0
Sanders	0- 1	0- 0	1	2	0
Whitehead	2- 2	4- 4	5	2	9
<b>Totals</b>	<b>31-73</b>	<b>17-27</b>	<b>47</b>	<b>31</b>	<b>87</b>
	(.425)	(.630)			

3-pt: (8-26, .308) — St. Clair 2/5, Dade 2/7, Plock 2/10, Cunningham 1/1, Harmon 0/2, Whitehead 1/1

NMSU	FG-A	FT-A	Rb	PF	TP
Richardson, F	8-15	9-12	9	2	26
Gosa, F	7-16	11-15	8	4	25
Brodt, C	3- 9	0- 2	12	5	6
Reid, G	4-13	0- 0	2	2	12
Ellison, G	3- 8	5- 5	4	2	13
Tonella	0- 1	0- 1	0	0	0
Davis	0- 0	0- 0	0	0	0
Noopila	2- 5	2- 4	5	1	7
<b>Totals</b>	<b>27-67</b>	<b>27-39</b>	<b>43</b>	<b>16</b>	<b>89</b>
	(.403)	(.692)			

3-pt: (8-24, .333) — Richardson 1/4, Gosa 0/1, Reid 4/11, Ellison 2/4, Tonella 0/1, Noopila 1/3 Attendance: 6,310

Fullerton opened Big West Conference play on the road against the team with the best non-conference record — 10-4 New Mexico State — and the Titans nearly pulled off a major upset. It took an off-balance, desperation, banked 3-point field goal by Dominic Ellison to deny CSF a win in overtime and Ellison made the plays that won the game for the Aggies in the second overtime.

Fullerton was ahead with less than 75 seconds to play on three occasions. In regulation, Matt Caldwell picked up a loose ball and scored for a 65-63 lead with 2:38 to go. New Mexico State tied it with 1:14 to play on a Louis Richardson putback and neither team scored on its final possession.

In the first overtime, Fullerton overcame a 4-point deficit and took a 74-71 lead when Craig Whitehead made a jumper with 37 seconds to go and then hit two free throws with 11.7 seconds left only for Ellison to tie it with 4.3 seconds left. Chris Dade missed a desperation 3-pointer at the buzzer.

In the second overtime, Fullerton overcame a 6-point deficit and led, 85-84, with 21.3 seconds to play after two Dade free throws. But Ellison make a 3-point play with 8.7 seconds left and his two free throws at 1.4 seconds were the difference when Caldwell make a dunk at the final buzzer.

## Game 12 at North Texas The Super Pit Jan. 10, 1998

Fullerton ..... 37 35 — 72  
North Texas ..... 34 36 — 70

Titans	FG-A	FT-A	Rb	PF	TP
Cunningham, F	2- 3	0- 0	2	3	4
Richardson, F	6-11	1- 4	7	4	13
Caldwell, C	2- 4	2- 4	6	3	6
Dade, G	2- 9	0- 0	6	2	6
St. Clair, G	4- 7	0- 0	2	0	11
Plock	1- 3	0- 0	0	1	2
Harmon	9-15	4- 5	7	3	23
Tyson	0- 0	0- 0	0	0	0
Jarrett	2- 2	1- 1	0	2	6
Whitehead	0- 1	1- 2	4	1	1
<b>Totals</b>	<b>28-55</b>	<b>9-16</b>	<b>36</b>	<b>19</b>	<b>72</b>
	(.509)	(.563)			

3-pt: (7-14, .500) — St. Clair 3/5, Dade 2/5, Harmon 1/3, Jarrett 1/1

UNT	FG-A	FT-A	Rb	PF	TP
C.Washington, F	2-11	2- 2	9	0	6
Miller, F	3- 7	2- 2	8	3	8
Thrash, C	1- 7	1- 4	7	5	3
Davis, G	5-14	2- 3	2	2	12
Harvey, G	3- 6	0- 1	0	0	7
R.Washington	5- 8	0- 0	2	0	13
Cooper	0- 0	0- 0	0	0	0
Atkins	2- 6	2- 2	3	0	6
Peyton	0- 0	0- 0	0	0	0
Moeller	3- 5	7- 9	4	4	15
Schofield	0- 3	0- 0	3	0	0
<b>Totals</b>	<b>24-67</b>	<b>16-23</b>	<b>41</b>	<b>14</b>	<b>70</b>
	(.358)	(.696)			

3-pt: (6-28, .214) — C.Washington 0/3, Miller 0/2, Thrash 0/3, Davis 0/5, Harvey 1/4, R.Washington 3/5, Atkins 0/1, Moeller 2/3, Schofield 0/2 Attendance: 1,873

The second conference game of the year also went down to the final shot and this time events went in the Titans' favor. Ike Harmon tipped in a missed shot by Mark Richardson with two seconds to play and he then intercepted the Eagles' full-court pass to ensure the win, Fullerton's first over an Eastern Division foe.

The Titans appeared to be headed for an easier victory. On their first trip ever to Denton, Texas, they squandered a small first-half lead only to regain a 37-34 halftime edge. They stretched it out to 10 points, the first time with a 9-0 run that produced a 57-47 advantage with 9:53 to play.

The lead was 5 points at 69-64 in the final two minutes and the Titans had the ball. But Harmon was called for an over-the-back foul on a missed Titan shot and Gabe Moeller, on his way to a career-high 15-point game, made two free throws to make it 69-66 with 1:09 to go.

Harmon missed a free throw with 41 seconds to go and Moeller hit one of two to make it 69-67 with 23 seconds left. Richardson hit one of two charities to make it 70-67 at 0:19 only for Moeller to tie it at the 12-second mark with his second 3-pointer of the night — but only his third of the year!



## Game 13 Idaho Titan Gym Jan. 15, 1998

Idaho ..... 41 35 — 76  
Fullerton ..... 33 40 — 73

Idaho	FG-A	FT-A	Rb	PF	TP
Gray, F	8-12	5-6	5	1	21
Tosi, F	2-4	0-0	5	3	4
Baumann, C	1-4	0-0	2	3	3
Curry, G	7-17	7-8	5	3	23
Banks, G	6-9	4-4	4	1	16
Miller	0-1	0-1	1	1	0
Toal	0-1	0-1	0	3	0
Thompson	2-4	0-0	5	1	4
Byrne	1-3	1-1	4	0	3
Hampton	1-1	0-2	0	3	2
<b>Totals</b>	<b>28-55</b>	<b>17-22</b>	<b>35</b>	<b>19</b>	<b>76</b>
	(.509) (.773)				

3-pt: (3-10, .300) — Baumann 1/3, Curry 2/5, Banks 0/1, Toal 0/1

Titans	FG-A	FT-A	Rb	PF	TP
Cunningham, F	2-2	0-0	2	1	5
Richardson, F	0-1	0-0	3	5	0
Caldwell, C	0-2	2-2	1	2	2
Dade, G	6-12	7-8	4	3	21
St. Clair, G	2-7	3-4	1	1	9
Plock	0-1	0-0	0	1	0
Harmon	10-14	3-4	8	4	23
Jarrett	1-4	0-0	0	1	3
Sanders	1-2	0-1	2	0	2
Whitehead	4-8	0-0	3	2	8
<b>Totals</b>	<b>26-53</b>	<b>15-19</b>	<b>26</b>	<b>20</b>	<b>73</b>
	(.491) (.789)				

3-pt: (6-13, .462) — Cunningham 1/1, Dade 2/4, St. Clair 2/5, Harmon 0/2, Jarrett 1/1 Attendance: 1,032

Titan Gym welcomed the Titans back after almost a month's absence. But the Titans gave up the advantage they had just gained with a road win by suffering their first home loss of the year.

Idaho took advantage of a lethargic Fullerton start and built an early 12-5 lead. The Vandals stretched it to double figures and eventually as large as 15 points at 33-18 with 6:51 to go in the half.

From that point, the Titans came alive. They outscored Idaho for the balance of the half, 15-8, and roared out of the locker room after intermission with a 30-12 surge for a 45-20 turnaround and a seemingly comfortable 63-53 lead with nine minutes remaining.

But Idaho's Avery Curry didn't give up. He scored 12 of his 23 points from that point on, the most damaging to Fullerton a 3-point field goal to break a 71-71 tie with 2:17 to play. Chris Dade cut the margin to one point 15 seconds later with a pair of free throws but those would be the last Fullerton points.

Neither team could score until Curry made two free throws with 10 seconds left. Fullerton got a hurried and errant 3-point try at the buzzer from Chris St. Clair.

## Game 14 Boise State Titan Gym Jan. 17, 1998

Boise State ..... 36 40 — 76  
Fullerton ..... 36 38 — 74

Boise State	FG-A	FT-A	Rb	PF	TP
Woods, F	6-8	2-5	4	5	14
Tolman, F	5-8	0-0	5	1	12
Tillman, C	2-3	2-2	0	5	6
Washington, G	2-5	2-3	0	4	6
Bergersen, G	7-11	4-6	2	4	21
Graham	0-0	0-0	0	0	0
Flanagan	1-2	0-0	1	4	2
Shephard	1-1	0-0	0	0	2
Hagman	3-5	3-6	4	1	11
Van Kirk	1-3	0-0	4	3	2
<b>Totals</b>	<b>28-46</b>	<b>13-22</b>	<b>23</b>	<b>27</b>	<b>76</b>
	(.609) (.591)				

3-pt: (7-16, .438) — Tolman 2/4, Washington 0/2, Bergersen 3/6, Flanagan 0/1, Hagman 2/3,

Titans	FG-A	FT-A	Rb	PF	TP
Harmon, F	7-14	7-8	7	4	21
Cunningham, F	2-3	1-2	2	1	6
Richardson, C	0-1	5-9	4	2	5
Dade, G	8-13	1-3	0	2	19
St. Clair, G	1-5	8-10	4	3	11
Plock	0-1	0-0	1	0	0
Tyson	1-1	0-1	1	1	2
Jarrett	0-0	2-2	2	2	2
Sanders	0-0	0-1	1	2	0
Whitehead	2-4	0-0	1	1	6
Caldwell	1-1	0-0	2	3	2
<b>Totals</b>	<b>22-43</b>	<b>24-36</b>	<b>28</b>	<b>20</b>	<b>74</b>
	(.512) (.667)				

3-pt: (6-13, .462) — Cunningham 1/2, Dade 2/4, St. Clair 1/4, Plock 0/1, Whitehead 2/2 Attendance: 1,178

In one of the tightest, best played and most exciting games of the year, the Titans got beat at the buzzer. Roberto Bergersen made an 18-foot jump shot with Chris Dade all over him to drop Fullerton to 1-3 in the Big West and 0-2 at home.

Craig Whitehead, who was denied the hero's role in overtime at New Mexico State, again lost a spot in the headlines. His 3-point field goal tied the game at 74-74 with 32 seconds remaining. Boise State had broken a 71-71 tie on a 3-point play by reserve Mike Hagman. He collected an air-ball shot by Bergersen and was fouled by Chris St. Clair with 1:05 to play. Boise State's 3-point lead was the biggest advantage for either team in the final 10 minutes of the game.

Boise State held the largest lead of the game at 7 points, 43-36, after scoring the first 7 points of the second half. Fullerton led only once in the half at 69-67 with 3:33 to play on an Ike Harmon bucket.

The first half was even tighter. Neither team led by more than 3 points and only once did a team score more than two unanswered baskets, that a 3-bucket run in the early going that pushed Fullerton from 5-2 to 8-5.

## Game 15 at Long Beach State The Pyramid Jan. 22, 1998

Fullerton ..... 23 38 — 61  
Long Beach St. .... 29 23 — 52

Titans	FG-A	FT-A	Rb	PF	TP
Whitehead, F	3-9	4-6	4	4	11
Richardson, F	2-5	0-2	6	1	4
Tyson, C	2-6	0-2	4	1	4
Cunningham, G	2-9	2-2	9	0	6
St. Clair, G	2-5	4-7	3	1	10
Plock	0-0	0-0	0	0	0
Jarrett	1-3	4-4	2	1	7
Harmon	7-17	1-8	7	3	15
Caldwell	1-3	2-4	3	3	4
<b>Totals</b>	<b>20-57</b>	<b>17-35</b>	<b>41</b>	<b>14</b>	<b>61</b>
	(.351) (.486)				

3-pt: (4-8, .500) — Whitehead 1/1, Cunningham 0/1, St. Clair 2/4, Jarrett 1/2

Long Beach	FG-A	FT-A	Rb	PF	TP
Bryant, F	4-9	0-1	7	4	8
Stone, F	2-4	0-0	3	5	4
Betts, C	1-3	0-0	13	5	2
Lee, G	9-17	2-3	7	3	22
Egans, G	4-12	2-4	2	1	11
Curtis	1-2	0-0	2	3	3
Bradley	0-2	0-2	0	0	0
Frey	0-3	0-2	7	1	0
Milley	1-4	0-0	4	4	2
<b>Totals</b>	<b>22-56</b>	<b>4-12</b>	<b>46</b>	<b>26</b>	<b>52</b>
	(.393) (.333)				

3-pt: (4-20, .200) — Bryant 0/5, Stone 0/1, Lee 2/5, Egans 1/6, Curtis 1/2, Bradley 0/1 Attendance: 1,918

Just when things appeared to be falling into a tailspin for the Titans, they came up with a surprise victory at Long Beach State, winning for the first time ever in the four-year old Pyramid and the first time in the city since 1990.

Chris Dade missed the only game of his five-year Titan career as a result of the extraction of four wisdom teeth on Monday and Ike Harmon did not practice all week due to a sprained toe. And Long Beach was on a roll behind the play of Big West Conference Player of the Week Andrew Betts.

Long Beach couldn't buy a basket in the early going and couldn't get the ball to Betts, its 7-foot center. Fullerton methodically pulled away to a 15-3 lead over seven and a half minutes but then hit a cold spell of its own. The Titans got only a Matt Caldwell free throw over a span of 8:30 and fell behind, 21-16, before Harmon scored on an "alley oop" dunk.

Long Beach pulled away for a 6-point lead at the half and was up by 7 at 34-27 at the 15:39 mark when Fullerton responded. Six different players scored in a 15-4 run over five minutes and the Titans led, 42-38. The 49ers gained a tie at 42-42 but Kenroy Jarrett made a pair of free throws for a 44-42 lead at 6:32 and the Titans led the rest of the way, making 6 of 11 free throws.

## Game 16 at Pacific Spanos Center Jan. 24, 1998

Fullerton ..... 27 41 — 68  
Pacific ..... 33 53 — 86

Titans	FG-A	FT-A	Rb	PF	TP
Whitehead, F	1-4	0-0	1	0	2
Richardson, F	7-8	0-1	6	1	14
Tyson, C	2-4	0-2	1	2	4
St. Clair, G	1-6	3-4	1	3	5
Cunningham, G	4-7	1-2	5	3	10
Plock	3-4	0-0	0	1	9
Harmon	4-11	1-2	1	2	9
Dade	2-8	1-2	6	1	6
Jarrett	1-5	0-0	0	2	3
Sanders	2-3	1-2	4	2	5
Caldwell	0-1	1-2	4	5	1
<b>Totals</b>	<b>27-61</b>	<b>8-17</b>	<b>35</b>	<b>22</b>	<b>68</b>
	(.443) (.471)				

3-pt: (6-18, .333) — Plock 3/3, Dade 1/3, Cunningham 1/1, Jarrett 1/5, Harmon 0/1, Whitehead 0/1, St. Clair 0/4

Pacific	FG-A	FT-A	Rb	PF	TP
Woliczko, F	4-7	0-0	1	1	11
Mahaffey, F	4-6	0-0	3	3	11
Olowokandi, C	9-14	3-10	11	1	21
Jacobsen, G	1-3	5-5	1	2	8
Anders, G	2-5	0-1	4	3	5
Thomason	0-1	1-2	0	2	1
Walton	0-1	1-2	0	0	1
Clark	0-1	0-0	0	0	0
McKnight	6-7	2-2	0	1	20
Marvel	2-3	2-2	4	2	6
Foster	1-1	0-0	0	0	2
<b>Totals</b>	<b>29-49</b>	<b>14-24</b>	<b>28</b>	<b>15</b>	<b>86</b>
	(.592) (.583)				

3-pt: (14-24, .583) — McKnight 6/7, Mahaffey 3/4, Woliczko 3/5, Anders 1/2, Jacobsen 1/3, Walton 0/1, Clark 0/1, Thomason 0/1 Attendance: 4,711

Pacific showed Fullerton why it was the dominant team in the Western Division of the Big West Conference. Michael Olowokandi dominated the paint and Pacific made 14 of 24 3-point field goals from the perimeter to win going away as the ailing Chris Dade and Ike Harmon combined to play only 34 minutes.

Fullerton was trailing, 8-0, on its third possession of the game and Pacific hit its first six shots — four of them from behind the 3-point line — in building a 16-5 lead. With Mark Richardson on his way to a season-high 14 points on 7-of-8 shooting, the Titans somehow hung close, closing within 2 points at 18-16 at the 10:21 mark on a Kenroy Jarrett 3-pointer.

It was only a 6-point game at the half, but the Tigers opened up with a 13-5 run for a 46-32 lead with 17 minutes to play. The Tigers gradually pulled away and led by as many as 24 points at 68-44 with 8:13 remaining. Surprisingly, the Titans outrebounded the Tigers, 35-28. Part of the reason was that Pacific shot 59 per cent from the floor and had only 20 possible offensive rebounds, grabbing just 8.



## Game 17 UC Santa Barbara Titan Gym Jan. 29, 1998

UCSB ..... 38 49 — 87  
Fullerton ..... 38 43 — 81

UCSB	FG-A	FT-A	Rb	PF	TP
Wallace, F	7-11	5-5	8	3	19
Bunton, F	9-13	0-2	6	2	18
Williams, C	1-1	0-0	1	3	2
Tutt, G	7-10	4-4	6	2	20
Payton, G	2-8	8-8	3	2	12
Merrill	0-3	4-4	6	4	4
Bean	0-1	0-0	1	2	0
Stock	1-3	0-0	0	0	3
Woodward	0-0	0-0	2	0	0
Lynch	2-3	0-0	0	0	4
Vukovich	2-4	1-1	5	4	5
<b>Totals</b>	<b>31-57</b>	<b>22-24</b>	<b>42</b>	<b>22</b>	<b>87</b>

(.544) (.917)  
3-pt: (3-11, .273) — Tutt 2/4, Stock 1/3, Payton 0/2, Merrill 0/2

Titans	FG-A	FT-A	Rb	PF	TP
Sanders, F	1-1	0-0	2	1	2
Cunningham, F	3-10	2-2	6	4	8
Tyson, C	0-0	0-2	3	1	0
Dade, G	7-17	4-8	5	3	21
Jarrett, G	2-2	0-0	0	0	4
Plock	0-0	0-0	0	0	0
Harmon	7-16	7-10	6	4	21
St. Clair	5-12	0-0	3	4	14
Whitehead	2-5	1-5	2	0	5
Richardson	2-3	2-4	1	3	6
Caldwell	0-0	0-0	0	0	0
<b>Totals</b>	<b>29-66</b>	<b>16-31</b>	<b>29</b>	<b>20</b>	<b>81</b>

(.439) (.516)  
3-pt: (7-20, .350) — St. Clair 4/9, Dade 3/8, Harmon 0/1, Cunningham 0/2 Att.: 1,036

The Titans' home woes continued in a frustrating loss to UCSB that was decided at the free-throw line. The Gauchos hit their first 22 tries ended up making 22 of 24 attempts while Fullerton hit only 16 of 31.

Still, it took a big finish by Raymond Tutt, who had only 4 points in the first half, to put the Gauchos over the hump. He gave UCSB a 65-63 lead with a lay in. When Jason Cunningham's putback tied it, Tutt made two free throws for a 67-65 lead. When Ike Harmon matched those, Tutt hit a 3-pointer. Mark Richardson missed a pair of free throws and Tutt came back with another trey and suddenly the Gauchos had a 73-67 lead with 2:23 to play.

Brandon Payton hit 4-of-4 free throw tries in the last minute and the Finally, B. J. Bunton missed two with 7 seconds left. Fullerton had a chance to put the Gauchos away early. Dade scored 15 of CSF's first 19 points on the way to a 30-20 lead that evaporated by halftime. The Titans scored the first four points of the second half for a 42-38 lead but the Gauchos spurted and the Titans were playing catch up until a 63-63 tie on Dade's free throw at 7:11.

## Game 18 Cal Poly SLO Titan Gym Jan. 31, 1998

Cal Poly ..... 36 51 — 87  
Fullerton ..... 46 38 — 84

Cal Poly	FG-A	FT-A	Rb	PF	TP
Beeson, F	1-3	0-1	4	2	2
Bjorklund, C	2-4	5-8	4	2	9
Porter, G	1-2	0-0	1	2	2
Larson, G	3-7	5-6	3	3	13
Wozniak, G	6-13	5-6	4	2	21
Kinner	0-1	0-0	0	0	0
Favors	4-13	3-4	8	0	12
Mayes	4-7	1-3	7	1	9
Ketcham	3-7	2-2	6	2	8
Washington	3-4	3-4	4	3	11
<b>Totals</b>	<b>27-61</b>	<b>24-34</b>	<b>48</b>	<b>17</b>	<b>87</b>

(.443) (.706)  
3-pt: (9-18, .500) — Wozniak 4/6, Larson 2/3, Washington 2/2, Favors 1/4, Ketcham 0/3

Titans	FG-A	FT-A	Rb	PF	TP
Harmon, F	11-17	3-5	13	4	26
Cunningham, F	3-8	0-0	8	1	6
Dade, G	5-10	7-7	2	3	20
Jarrett, G	2-7	2-2	0	2	8
St. Clair, G	3-15	5-6	4	3	12
Plock	0-4	0-0	1	2	0
Tyson	1-1	0-0	1	1	2
Whitehead	0-1	0-0	1	0	0
Richardson	2-2	0-0	0	3	4
Caldwell	3-4	0-2	3	5	6
<b>Totals</b>	<b>30-69</b>	<b>17-22</b>	<b>34</b>	<b>24</b>	<b>84</b>

(.435) (.773)  
3-pt: (7-30, .233) — Dade 3/7, Jarrett 2/5, Harmon 1/2, St. Clair 1/11, Cunningham 0/2, Plock 0/3 Att.: 1,113

The Titans straightened out their problems at the foul line from the UCSB game but in the process lost their direction from 3-point range. They made only 4 of 27 before hitting three in a row in the final 20 seconds, but that was too late to rally against Cal Poly, which made 9 of 18 for the game.

Fullerton played a solid first half and used a 20-10 surge to end the half with a 46-36 lead. Ike Harmon led the way with 11 points and the Mustangs committed 14 turnovers and hit only 3 of 10 treys. But Cal Poly cut its turnovers to 6 in the second half and hit 6 of 8 3-pointers, two of them back-to-back from Mike Wozniak to capture the lead for good at 66-61 with 8:03 to play.

The Titans drew within two points on a couple of occasions, the last at 77-75 with 2:04 to play on a Harmon bucket. But Watende Favors hit his only 3-pointer of the game for an 80-75 lead and the Titans didn't get closer until Chris St. Clair made a three-pointer with two seconds left. It was his first trey in 11 attempts.

Harmon finished with 26 points and 13 rebounds despite being limited to 28 minutes when he picked up three fouls in the first half.

## Game 19 at UC Irvine Bren Center Feb. 5, 1998

Fullerton ..... 20 31 — 51  
UC Irvine ..... 14 34 — 48

Titans	FG-A	FT-A	Rb	PF	TP
Cunningham, F	2-3	0-0	4	1	4
Harmon, F	2-10	3-4	6	5	8
Richardson, C	1-3	0-0	7	1	2
Dade, G	3-10	6-9	6	1	13
Jarrett, G	2-4	3-4	2	1	9
Plock	0-4	0-1	0	1	0
Sanders	1-2	1-2	2	1	3
St. Clair	1-6	2-2	4	0	4
Caldwell	3-7	2-4	8	4	8
<b>Totals</b>	<b>15-49</b>	<b>17-26</b>	<b>43</b>	<b>15</b>	<b>51</b>

(.306) (.654)  
3-pt: (4-18, .222) — Jarrett 2/4, Dade 1/5, Harmon 1/3, St. Clair 0/3, Plock 0/3

UCI	FG-A	FT-A	Rb	PF	TP
Jackson, F	0-3	0-0	2	3	0
Stetson, F	7-14	1-2	6	4	20
Willard, C	4-11	3-4	5	5	11
Parker, G	2-9	0-0	5	2	4
Bond, G	1-5	0-0	2	1	3
Flowers	0-2	1-2	3	1	1
Edmond	0-1	0-2	1	1	0
Scoggin	1-3	3-3	1	0	5
Jones	0-4	0-0	2	1	0
Robinson	2-4	0-1	5	1	4
Carlson	0-1	0-0	0	1	0
<b>Totals</b>	<b>17-57</b>	<b>8-14</b>	<b>39</b>	<b>20</b>	<b>48</b>

(.298) (.571)  
3-pt: (6-22, .273) — Stetson 5/10, Bond 1/3, Scoggin 0/1, Edmond 0/1, Flowers 0/2, Parker 0/2, Jones 0/3 Att.: 1,770

A trip away from Titan Gym to the recently friendlier confines of the Bren Center at UC Irvine helped to put Fullerton back in the victory column. In a defensive struggle, the Titans exploded for a 7-0 run in a late 2-minute span to capture their sixth win at UCI in the last seven years.

In one of the lowest scoring first halves in memory, especially since the advent of the shot clock in 1984-85, Fullerton never trailed in building a 20-14 edge. Neither team shot better than 25 per cent from the floor and UCI never tried a free throw.

With Adam Stetson hitting a couple of 3-pointers, the Anteaters quickly took a 25-24 lead in the second half and the margin never was more than 3 points for either team until the late Fullerton run. Two Chris Dade free throws at 4:18 gave Fullerton the lead for good at 41-40 and Ike Harmon followed with a 3-pointer and two free throws for a 46-40 lead at 3:08.

Neither team scored again until the final 24 seconds as UCI kept missing shots and Fullerton made numerous turnovers. Kenroy Jarrett had to make 3 of 4 free throws in the final 9.3 seconds to secure the win, which wasn't decided until a half-court shot by UCI bounced off the glass at the buzzer.

## Game 20 at Utah State Smith Spectrum Feb. 7, 1998

Fullerton ..... 15 29 — 44  
Utah State ..... 31 38 — 69

Titans	FG-A	FT-A	Rb	PF	TP
Harmon, F	3-8	3-4	5	5	9
Cunningham, F	3-11	0-0	3	0	6
Richardson, C	2-5	2-2	5	1	6
Dade, G	2-7	3-4	4	1	9
Jarrett, G	0-4	0-0	1	1	0
Plock	1-3	0-0	3	0	3
Tyson	0-2	0-0	1	1	0
Sanders	2-3	0-2	1	1	4
St. Clair	1-3	0-0	0	2	3
Whitehead	0-2	0-0	1	0	0
Wright	1-1	0-0	1	0	2
Caldwell	1-6	0-0	3	4	2
<b>Totals</b>	<b>16-55</b>	<b>8-12</b>	<b>33</b>	<b>16</b>	<b>44</b>

(.291) (.667)

3-pt: (4-17, .235) — Dade 2/6, Plock 1/3, St. Clair 1/3, Whitehead 0/1, Cunningham 0/1, Jarrett 0/3

Utah St.	FG-A	FT-A	Rb	PF	TP
Rice, F	5-8	3-4	5	3	13
Davis, F	1-5	4-8	5	2	6
Johnson, C	9-11	0-0	6	0	18
J. Jones, G	5-8	2-2	5	1	14
Saxon	3-10	3-4	4	2	10
M. Jones	0-1	0-0	0	1	0
Geddes	0-2	0-0	3	1	0
Thurston	1-1	0-1	1	0	2
Allick	1-3	0-0	2	0	2
Randall	0-0	0-0	0	0	0
Birch	2-5	0-0	5	2	4
<b>Totals</b>	<b>27-54</b>	<b>12-19</b>	<b>37</b>	<b>12</b>	<b>69</b>

(.500) (.632)  
3-pt: (3-9, .333) — J. Jones 2/4, Saxon 1/2, Rice 0/1, Geddes 0/2 Att.: 7,354

The Titans came up with another low-scoring first half but this time their defense couldn't match the effort at UC Irvine and Fullerton's inability to win in Logan continued. The loss ran Fullerton's losing streak at Utah State to 15 in a row dating to the 1981-82 season. It was also the Titans' ninth loss in a row to Utah State anywhere as Coach Larry Eustachy maintained a perfect record against Fullerton in his fifth year on the job.

The game began evenly. Fullerton opened up a 7-5 lead on a Chris Dade 3-pointer and it was only a 15-11 deficit at the 10:23 mark when Ike Harmon got free for a dunk. But the Aggies scored the next 11 points for a 26-11 lead as Fullerton went almost seven minutes before scoring again on two Mark Richardson free throws.

Any suspense in the second half was short lived. The Aggies quickly opened a 44-18 lead and the margin got as large as 28 points at the 11:34 mark at 56-28.

The Titans ended up with no players in double figures in scoring as they shot a season-low .291 from the field, a notch below their effort the previous game in victory at UC Irvine.



## Game 21 Nevada Titan Gym Feb. 12, 1998

Nevada ..... 33 49 — 82  
Fullerton ..... 25 42 — 67

Nevada	FG-A	FT-A	Rb	PF	TP
Morgan, F	3- 4	0-0	3	4	6
Culbertson, F	8-13	4- 5	7	2	21
Wilson, C	9-12	2- 3	5	2	20
Carroll, G	7-14	0-0	2	0	20
Kennedy, G	2- 4	0-0	5	2	6
Murray	0- 1	0-0	1	0	0
Zapata	0- 2	0-0	0	0	0
Allen	1- 2	0-0	2	2	2
Bonner	2- 2	1- 1	3	0	5
Pienkoski	1- 2	0-0	2	1	2
<b>Totals</b>	<b>33-56</b>	<b>7- 9</b>	<b>33</b>	<b>13</b>	<b>82</b>

(.589) (.778)  
3-pt: (9-22, .409) — Carroll 6/13,  
Kennedy 2/4, Culbertson 1/4, Zapata 0/1

Titans	FG-A	FT-A	Rb	PF	TP
Harmon, F	5-12	2- 4	3	2	12
Whitehead, F	0- 3	0-0	0	1	0
Richardson, C	2- 2	0-0	2	1	4
Dade, G	7-15	1- 2	1	2	17
St. Clair, G	0- 7	0-0	4	2	0
Plock	2- 5	0-0	2	0	5
Meeks	0- 0	0-0	0	0	0
Tyson	0- 1	0-0	1	0	0
Jarrett	6- 9	0-0	2	0	15
Sanders	0- 0	2- 2	3	0	2
Cunningham	3- 6	1- 2	4	2	7
Archie	1- 1	0-0	1	0	2
Wright	0- 0	0-0	0	0	0
Caldwell	1- 2	1- 2	4	2	3
<b>Totals</b>	<b>27-63</b>	<b>7-12</b>	<b>31</b>	<b>12</b>	<b>67</b>

(.429) (.583)  
3-pt: (6-21, .286) — Jarrett 3/3, Dade 2/5,  
Plock 1/4, Whitehead 0/1, Cunningham 0/  
2, St. Clair 0/6 Attendance: 1,003

The Titans' five-game and two-season streak of failing to beat an Eastern Division opponent in Titan Gym was at risk for the final time in 1997-98 and Nevada apparently didn't want to ruin tradition. The Wolf Pack gave the East its second 3-0 season in a row in Titan Gym with a methodical win.

Marvin Wilson hit two free throws and Paul Culbertson hit a 3-pointer to give Nevada an early 5-0 lead and the Titans would get only one point closer all night. Nevada stretched the advantage to 11 points before settling for an 8-point spread at the half. The Wolf Pack scored the first seven points of the second half for a 40-25 bulge and the outcome was sealed.

Nevada gradually pulled away even further. The lead was as large as 22 points at 70-48 with about 9:00 left and Coach Bob Hawking cleared his CSF bench in the final minutes.

The highlight for Fullerton was the play of Kenroy Jarrett, who scored a career-high 15 points, all in the second half. But starting guard Chris St. Clair saw his shooting slump continue and he was shut out in the scoring column for the first time in 77 games.

## Game 22 UC Irvine Titan Gym Feb. 14, 1998

UC Irvine ..... 25 41 — 66  
Fullerton ..... 32 53 — 85

UCI	FG-A	FT-A	Rb	PF	TP
Jackson, F	0- 1	0-0	2	1	0
Stetson, F	3-11	10-14	5	4	16
Carlson, C	0- 5	1- 2	5	2	1
Flowers, G	1- 3	4- 4	1	5	6
Bond, G	4- 7	4- 4	1	2	15
Parker	3- 6	2- 4	4	4	8
Edmond	1- 3	0-0	3	5	2
Scoggin	4-10	4- 4	2	3	13
DelaCruz	0- 0	0-0	2	1	0
Jones	0- 2	0-0	1	0	0
Robinson	0- 2	0-0	0	0	0
Willard	2- 7	1- 3	6	0	5
<b>Totals</b>	<b>18-57</b>	<b>26-35</b>	<b>34</b>	<b>27</b>	<b>66</b>

(.316) (.743)  
3-pt: (4-14, .286) — Bond 3/4, Scoggin  
1/3, Jackson 0/1, Flowers 0/1, Jones 0/1,  
Edmond 0/1, Parker 0/1, Stetson 0/2

Titans	FG-A	FT-A	Rb	PF	TP
Harmon, F	5- 7	1- 1	4	5	11
Cunningham, F	2- 5	5- 5	6	3	9
Richardson, C	3- 7	3- 5	7	3	9
Dade, G	6-11	4- 6	2	2	17
St. Clair, G	3-10	4- 5	8	0	12
Plock	1- 5	0-0	1	1	3
Meeks	0- 0	0-0	0	0	0
Tyson	0- 0	0-0	0	1	0
Jarrett	3- 5	2- 2	2	2	9
Sanders	1- 1	0-0	1	4	2
Wright	0- 0	0-0	0	0	0
Caldwell	6- 7	1- 2	4	2	13
<b>Totals</b>	<b>30-58</b>	<b>20-26</b>	<b>40</b>	<b>23</b>	<b>85</b>

(.517) (.769)  
3-pt: (5-18, .278) — St. Clair 2/6, Plock  
1/3, Dade 1/4, Jarrett 1/2, Cunningham 0/  
1, Harmon 0/2 Attendance: 980

The rematch with UCI produced another low-scoring first half for the Anteaters, who improved from 14 to 25 points despite shooting even worse — 21 per cent — from the floor. Meanwhile, the Titans were clicking better and built a 32-25 lead.

Fullerton turned it up after intermission, shooting 60 per cent to pull away to its biggest conference victory in four years. UCI shot only 32 per cent and went about six minutes into each half before getting a field goal.

Chris St. Clair broke out of his shooting slump but had an even bigger impact on the game with his floor play, grabbing a career-high 8 rebounds to go with 8 assists.

Fullerton led all the way after Ike Harmon's early slam dunk. The lead was as big as 10 points in the first half. UCI got the first two points of the second half but the Titans went on a 12-3 run for a 44-30 lead as Matt Caldwell scored the first of his 10 points in a 15-7 CSF run over four and a half minutes. That made it 57-38 with 12:00 to play. Caldwell did his damage in only 13 total minutes.

## Game 23 Pacific Titan Gym Feb. 19, 1998

Pacific ..... 36 35 — 71  
Fullerton ..... 29 28 — 57

Pacific	FG-A	FT-A	Rb	PF	TP
Woliczko, F	2- 5	1- 1	2	0	5
Mahaffey, F	1- 1	0-0	4	5	3
Olowokandi, C	14-19	4- 9	12	4	32
Jacobsen, G	4-10	1- 2	8	1	12
McKnight, G	1- 5	0-0	3	2	2
Thomason	2- 4	0-0	1	1	6
Walton	0- 0	0-0	0	0	0
Clark	0- 0	0-0	1	0	0
Marvel	2- 5	2- 2	1	0	7
Foster	0- 0	0-0	0	0	0
Williams	2- 6	0-0	7	1	4
<b>Totals</b>	<b>28-55</b>	<b>8-14</b>	<b>42</b>	<b>14</b>	<b>71</b>

(.509) (.571)  
3-pt: (7-21, .333) — Jacobsen 3/6,  
Thomason 2/3, Marvel 1/3, Mahaffey 1/1,  
Williams 0/1, Woliczko 0/3, McKnight 0/4

Titans	FG-A	FT-A	Rb	PF	TP
Harmon, F	2-11	0- 2	3	3	4
Cunningham, F	1- 5	0-0	4	2	2
Richardson, C	2- 4	0- 1	5	2	4
Dade, G	8-11	6- 6	5	1	26
St. Clair, G	2- 8	0-0	2	0	5
Plock	0- 2	0-0	0	1	0
Tyson	1- 2	0- 1	0	2	2
Jarrett	1- 2	1- 2	1	0	4
Sanders	0- 2	1- 2	2	0	1
Whitehead	3- 5	0-0	3	1	7
Wright	0- 0	0-0	0	0	0
Caldwell	1- 5	0-0	1	4	2
<b>Totals</b>	<b>21-57</b>	<b>8-14</b>	<b>30</b>	<b>16</b>	<b>57</b>

(.368) (.571)  
3-pt: (7-21, .333) — Dade 4/7, Whitehead  
1/1, Jarrett 1/2, St. Clair 1/7, Plock 0/2,  
Cunningham 0/2 Attendance: 880

The Titans got their final look at senior center Michael Olowokandi, along with about a dozen NBA scouts in Titan Gym. The Big West Player of the Year proved an eyeful, posting a career-high 32 points and 12 rebounds despite sitting out the final 7:00 with four personals and the Tigers comfortably ahead by 18 points.

Fullerton actually held an 8-point lead at one time. It came midway through the first half after an 8-0 run broke a 14-14 tie. Chris Dade hit a 3-pointer, Mark Richardson made a bucket and Dade hit another trey for a 22-14 lead with 10:54 remaining.

Coach Bob Thomason called time out and apparently came up with the magic instructions. The Tigers scored the next 13 points — seven by Olowokandi and six on a pair of treys by the coach's son, Scott, and UoP went from 8 down to 5 up at 27-22.

Ike Harmon got a basket to stop the Tiger streak but UoP scored 9 of the next 11 points for a 36-26 lead and took a 36-29 lead to the locker room. When Adam Jacobsen scored the first five points of the second half, Pacific was up, 41-29, and never looked back.

## Game 24 Long Beach State Titan Gym Feb. 21, 1998

Long Beach ..... 24 46 — 70  
Fullerton ..... 47 45 — 92

Long Beach	FG-A	FT-A	Rb	PF	TP
Bryant, F	12-25	3- 4	6	2	31
Stone, F	3- 6	2- 4	6	5	8
Betts, C	3-13	2- 6	10	4	8
Lee, G	2- 7	2- 2	2	3	7
Bradley, G	0- 5	1- 3	0	2	1
Curtis	0- 0	0-0	0	0	0
Gradney	0- 0	0-0	0	2	0
Egans	4- 9	1- 1	2	2	11
Frey	2- 2	0-0	5	1	4
Milley	0- 0	0-0	1	2	0
<b>Totals</b>	<b>26-67</b>	<b>11-20</b>	<b>36</b>	<b>23</b>	<b>70</b>

(.388) (.550)  
3-pt: (7-18, .389) — Bryant 4/10, Egans  
2/3, Lee 1/2, Stone 0/1, Bradley 0/2

Titans	FG-A	FT-A	Rb	PF	TP
Whitehead, F	5-11	3- 4	4	2	14
Wright, F	2- 3	0- 2	3	0	4
Tyson, C	0- 2	0-0	3	1	0
Dade, G	2- 8	1- 1	1	2	5
St. Clair, G	2- 5	4- 4	5	2	10
Plock	0- 0	0-0	0	0	0
Meeks	1- 1	0-0	0	0	2
Harmon	10-14	7-13	5	4	27
Jarrett	3- 5	2- 2	0	0	10
Sanders	0- 0	0-0	0	0	0
Cunningham	2- 3	2- 2	3	3	7
Archie	1- 3	1- 1	3	0	3
Richardson	3- 5	0-0	7	3	6
Caldwell	2- 4	0- 2	4	1	4
<b>Totals</b>	<b>33-64</b>	<b>20-31</b>	<b>46</b>	<b>18</b>	<b>92</b>

(.516) (.645)  
3-pt: (6-11, .545) — Jarrett 2/3, St. Clair  
2/3, Whitehead 1/1, Cunningham 1/1,  
Harmon 0/1, Dade 0/2 Atten.: 1,420

Fullerton wrapped up the home portion of the season with a memorable win over Long Beach on Seniors Night. It proved pivotal in getting the team into the Big West post-season tournament, gave the Titans their first season sweep of both Long Beach and UCI in 12 years and sent six seniors off with a resounding victory.

The Titans' first-half effort may have been their best of the season. Down 14-13 after seven minutes, the Titans went on a 10-0 run to ignite a 34-10 surge over the final 13 minutes of the half. Ike Harmon had 11 of his career-high 27 points during the spurt including several "alley oop" slam dunks from Chris St. Clair, who was on his way to a career-high 12 assists.

How decisive was the Fullerton win? The Titans suffered a 5-minute scoring drought and went 7:00 without a field goal in the second half but their lead, as large as 29 points at 62-33, never got slimmer than 17 points.

Long Beach center Andrew Betts missed his first nine shots from the floor and ended up with only 8 points in 31 minutes. He had only three more than Jerome Archie and Geoff Meeks gave the Titans in the final minute.



# Game 25 at Cal Poly SLO Mott Gym Feb. 26, 1998

Fullerton ..... 38 56 — 94  
Cal Poly ..... 38 58 — 96

Titans	FG-A	FT-A	Rb	PF	TP
Harmon, F	10-18	1-4	9	2	22
Cunningham, F	1-7	0-2	8	3	2
Richardson, C	5-9	4-5	14	5	14
Dade, G	10-21	4-5	7	4	30
Jarrett	3-3	0-0	2	1	7
Plock	1-1	0-0	0	2	3
Sanders	1-1	0-0	1	1	2
St. Clair	0-2	0-1	2	1	0
Whitehead	2-5	0-0	2	0	4
Caldwell	5-9	0-0	7	4	10
<b>Totals</b>	<b>38-76</b>	<b>9-17</b>	<b>53</b>	<b>23</b>	<b>94</b>

(.500) (.529)

3-pt: (9-19, .474) — Dade 6/11, Jarrett 1/1, Plock 1/1, Harmon 1/2, Cunningham 0/1, Whitehead 0/1, St. Clair 0/2

Cal Poly	FG-A	FT-A	Rb	PF	TP
Ketcham, F	2-5	1-1	6	2	5
Washington, F	3-4	0-0	0	4	7
Bjorklund, C	4-13	3-4	2	3	11
Larson, G	5-7	2-5	0	2	13
Wozniak, G	10-18	5-6	5	2	28
Kinner	1-5	0-0	0	0	2
Porter	2-4	4-4	3	0	9
Favors	0-4	2-2	1	0	2
Mayes	5-5	9-11	12	3	19
Beeson	0-0	0-0	0	0	0
<b>Totals</b>	<b>32-65</b>	<b>26-33</b>	<b>30</b>	<b>16</b>	<b>96</b>

(.492) (.788)

3-pt: (6-16, .375) — Wozniak 3/5, Larson 1/1, Porter 1/1, Washington 1/2, Bjorklund 0/1, Favors 0/1, Ketcham 0/2, Kinner 0/3  
Attendance: 2,538

The Titans got a career-high 30 points from Chris Dade, a career-high 14 rebounds from Mark Richardson, 21 second-half points from Ike Harmon and outrebounded the host Cal Poly Mustangs by a 53-30 margin but it wasn't enough to get a victory.

For the second time this season, the Titans got beat at the buzzer. Mike Wozniak's 10-foot follow shot of a missed 3-pointer by Jabbar Washington beat the clock after Dade had made an unbelievable 3-pointer with 4.5 seconds remaining to tie the game.

The difference in the game was at the foul line. The Mustangs' success there also set up their full-court press and the tactic helped contribute to Fullerton's 20 turnovers, seven of which came in the first five minutes of the second half when Cal Poly opened up a 56-47 lead.

But Harmon rallied the Titans and they caught up at 74 with 7:04 to go. Fullerton took the lead and stretched it to 86-80 at the 3:40 mark. But Wozniak hit a pair of crucial 3-pointers, the second for a 92-91 lead at the one-minute mark. Ben Larson threw in a baseline jumper and give Cal Poly a 94-91 lead with 11 seconds left.

# Game 26 at UC Santa Barbara The Thunderdome Feb. 28, 1998

Fullerton ..... 41 35 — 76  
UCSB ..... 37 33 — 70

Titans	FG-A	FT-A	Rb	PF	TP
Harmon, F	10-21	5-10	12	3	26
Cunningham, F	2-2	0-1	5	0	5
Richardson, C	0-5	1-2	4	2	1
Dade, G	9-15	3-5	5	1	22
St. Clair, G	3-6	2-3	5	0	9
Jarrett	2-4	0-0	1	2	5
Sanders	0-0	0-0	0	1	0
Whitehead	1-4	3-4	3	2	5
Caldwell	1-7	1-2	8	3	3
<b>Totals</b>	<b>28-64</b>	<b>15-27</b>	<b>46</b>	<b>14</b>	<b>76</b>

(.438) (.556)

3-pt: (5-13, .385) — Cunningham 1/1, Harmon 1/2, Dade 1/3, St. Clair 1/3, Jarrett 1/3, Whitehead 0/1

UCSB	FG-A	FT-A	Rb	PF	TP
Tutt, F	13-21	2-4	4	2	31
Wallace, F	4-5	0-2	8	4	8
Pinkney, C	1-3	1-1	3	1	3
Bean, G	0-3	0-0	1	0	0
Stock, G	1-8	0-0	1	4	3
Merrill	3-6	2-2	3	2	9
Williams	1-4	0-0	4	1	2
Woodward	0-0	0-0	1	2	0
Payton	2-5	0-0	2	1	6
Lynch	0-1	0-0	0	0	0
Bunton	3-8	0-1	7	2	6
Vukovich	1-1	0-0	1	1	2
<b>Totals</b>	<b>29-65</b>	<b>5-10</b>	<b>37</b>	<b>20</b>	<b>70</b>

(.446) (.500)

3-pt: (7-23, .304) — Tutt 3/7, Merrill 1/2, Payton 2/3, Stock 1/7, Lynch 0/1, Bean 0/1, Williams 0/2  
Attendance: 1,578

Not until four minutes remained in the regular season -- when the Pacific-Long Beach State final was posted -- did the Titans know they would be playing in the post-season tournament and not until the final 10 seconds did they know they would be advancing as the No. 2 seed in the Western Division. It took another road victory over a team that was sending off six seniors and a 15-year head coach in Jerry Pimm, who had announced his resignation the day before.

Fullerton got off to a good start and trailed for only 20 seconds of the game. Ike Harmon (15) and Chris Dade(14) had 29 of the team's points as the Titans built a 41-37 first-half lead after being up by as many as 9 points at 39-30.

After intermission UCSB got as close as one point but then the Titans stretched the lead to as many as 10 points, the last time at 71-61 with 6:15 to play. The Titans' lead was 72-64 at 5:27 on a Dade free throw but CSF got stuck on 72 points for more than four minutes. Fortunately, UCSB got only a Raymond Tutt 3-pointer in the same time frame. Chris St. Clair made two layups in the final 1:04 to offset another Tutt 3-pointer.

# Game 27 vs. Boise State Big West Tournament Lawlor Events Center March 6, 1998

Boise State ..... 26 56 — 82  
Fullerton ..... 40 49 — 89

Boise State	FG-A	FT-A	Rb	PF	TP
Woods, F	0-3	3-4	3	5	3
Tolman, F	11-18	4-5	16	4	33
Van Kirk, C	0-2	1-4	2	5	1
Washington, G	3-9	0-0	5	5	7
Bergersen, G	9-21	1-2	2	4	23
Graham	0-0	0-0	0	0	0
Flanagan	0-2	2-2	2	2	2
Shephard	2-4	1-1	0	2	5
Hagman	3-7	0-0	1	1	8
Tillman	0-0	0-2	3	3	0
Fox	0-0	0-0	2	2	0
<b>Totals</b>	<b>28-66</b>	<b>12-20</b>	<b>41</b>	<b>34</b>	<b>82</b>

(.424) (.600)

3-pt: (14-32, .438) — Tolman 7/12, Bergersen 4/8, Hagman 2/6, Washington 1/4, Flanagan 0/1, Shephard 0/1

Titans	FG-A	FT-A	Rb	PF	TP
Whitehead, F	6-7	1-2	3	2	14
Richardson, F	3-6	5-9	5	1	11
Caldwell, C	2-2	2-4	5	4	6
Dade, G	5-13	6-10	3	4	19
St. Clair, G	3-3	4-4	0	4	12
Harmon	3-10	9-11	11	2	15
Jarrett	2-4	4-6	2	1	9
Sanders	1-1	1-2	1	1	3
Cunningham	0-1	0-1	1	1	0
<b>Totals</b>	<b>25-47</b>	<b>32-49</b>	<b>31</b>	<b>20</b>	<b>89</b>

(.532) (.653)

3-pt: (7-9, .778) — St. Clair 2/2, Dade 3/4, Whitehead 1/1, Jarrett 1/2  
Att.: 2,147

For the first time since 1990, the Titans advanced beyond their first game with an impressive 89-82 win over Boise State, the No. 3 seed from the Eastern Division with a 17-12 record coming in.

Fullerton had its best field goal percentage of the season, a school record percentage from 3-point range, solid defense, above average accuracy from the foul line and a season-low 8 assists and still it took until the final seconds before the outcome was final.

Chris Dade scored the first five points of the game and the Titans never trailed. The defense held Boise State to 29 per cent shooting from the floor in the first half and Fullerton built a 40-26 lead as BSU hit only 4 of 12 3-point tries.

The Broncos made a run after intermission, getting as close as 5 points at 58-53 with 10 minutes to play. But Ike Harmon made a 3-point play and then Craig Whitehead scored 7 points in a minute and a half and suddenly the lead was 71-55 with 4:33 to go.

A late barrage of 3-pointers by Boise State forced the Titans to hit a decent percentage of their 49 free throw attempts, only one shy of the school record. The win avenged a Jan. 17 loss in Titan Gym at the buzzer.

# Game 28 vs. Utah State Big West Tournament Lawlor Events Center March 7, 1998

Fullerton ..... 26 30 — 56  
Utah State ..... 35 30 — 65

Titans	FG-A	FT-A	Rb	PF	TP
Whitehead, F	4-8	0-0	4	3	9
Richardson, F	0-0	0-0	2	1	0
Caldwell, C	1-3	0-0	1	5	2
Dade, G	2-12	6-10	1	3	10
St. Clair, G	4-7	1-2	4	0	13
Harmon	5-10	2-2	6	2	13
Tyson	0-0	0-0	1	0	0
Jarrett	1-5	0-0	1	0	3
Sanders	2-3	2-2	4	1	6
Cunningham	0-3	0-0	0	3	0
<b>Totals</b>	<b>19-51</b>	<b>11-16</b>	<b>27</b>	<b>18</b>	<b>56</b>

(.373) (.688)

3-pt: (7-24, .292) — St. Clair 4/7, Jarrett 1/3, Harmon 1/3, Whitehead 1/3, Cunningham 0/2, Dade 0/6

Utah State	FG-A	FT-A	Rb	PF	TP
Rice, F	2-6	6-7	2	4	11
Johnson, F	5-7	1-4	9	2	11
Davis, C	1-3	0-2	6	3	2
Saxon, G	12-15	2-3	5	4	31
Jones, G	4-9	0-0	3	2	10
Geddes	0-3	0-0	1	0	0
Allick	0-0	0-0	0	0	0
Birch	0-1	0-1	3	1	0
<b>Totals</b>	<b>24-44</b>	<b>9-17</b>	<b>32</b>	<b>16</b>	<b>65</b>

(.545) (.529)

3-pt: (8-15, .533) — Saxon 5/6, Jones 2/6, Rice 1/1, Geddes 0/2  
Attend.: 8,490

With 6:57 to play, Ike Harmon hit two free throws to tie the game at 50 and keep Fullerton's season and hopes of an NCAA Tournament berth alive.


But Marcus Saxon, who almost single-handedly built an early 14-point Utah State lead in the first half, took over the game down the stretch as well. He made a free throw to put the Aggies ahead for good and, when Harmon hit a jumper to counter two Kevin Rice free throws to make it 53-52, Saxon hit back-to-back 3-pointers for a 59-52 Utah State lead with 3:44 to play.

Chris Dade answered with a layup but Saxon hit another jumper to make it 61-54 and the Titans didn't make another field goal as their season concluded at 12-16.

Saxon, who hit only 3 of 10 shots against the Titans in a blowout in Logan in February, was equally dominant in the other two games of the Big West Tournament and easily won MVP honors. He scored 12 points in a row for the Aggies as they increased a 14-7 lead to 26-15 at the mid-point of the first half. Only a second personal foul late in the half and a third with 16:35 to play slowed him down.

The win was Utah State's 24th of the year, to tie a school record, and its tenth in a row -- nine in the Larry Eustachy Era -- over Fullerton.








# ANNUAL RESULTS

## 1960-61

Coach: Alex Omalev

CSF	OPP
W 69 Westmont .....	67
L 66 Redlands .....	76
W 67 Pasadena College .....	63
W 79 CSU Sacramento .....	68
W 73 Long Beach State .....	68
W 68 CSU Northridge .....	64
L 67 CSU Los Angeles .....	99
L 80 Pasadena College .....	90
L 56 CSU Sacramento .....	77
L 51 San Francisco State .....	79
L 67 Chico State .....	72
L 54 U.S. International .....	69
W 110 UC Riverside .....	60
L 75 Chapman College .....	76
W 95 Cal Tech .....	49
W 80 Cal Poly SLO .....	78
L 86 Cal Poly Pomona OT .....	94
W 71 CSU Northridge .....	58
W 107 Luke AFB .....	73
W 79 Grand Canyon Col. ....	76
L 76 Long Beach State .....	77
W 86 UC Riverside .....	62
L 72 Chapman College .....	77
L 85 Pasadena College .....	104
W 87 Cal Poly Pomona .....	70
W 80 Univ. of San Diego .....	68
W 101 La Verne College .....	64
L 64 U.S. International .....	68
W 109 UNLV .....	88
L 86 CSU Los Angeles .....	102
(Won 16, Lost 14)	



**LEONARD GUINN  
& EDGAR CLARK**

## 1961-62

Coach: Alex Omalev

CSF	OPP
L 79 Fresno State .....	81
L 73 USMC Depot .....	90
W 82 Westmont .....	64
W 71 Chapman College .....	64
W 71 Redlands .....	42
W 105 Univ. San Diego .....	57
L 77 Long Beach State .....	85
W 85 UC Davis .....	56
W 83 CSU Sacramento .....	67
W 86 Cal Poly Pomona .....	63
W 47 U.S. International .....	37
W 80 Cal Poly Pomona .....	73
W 76 Occidental College .....	63
W 100 Calvin College .....	83
W 65 Chapman College .....	62
L 81 Cal Poly Pomona .....	90
W 80 Univ. of San Diego .....	57
W 66 CSU Northridge .....	50
W 78 Cal Poly SLO .....	70

W 78 CSU Hayward .....	47
W 82 Long Beach State .....	77
W 96 Redlands .....	70
W 73 U.S. International .....	63
L 70 Chapman College .....	79
W 101 CSU Northridge OT .....	98
L 79 Cal Poly Pomona .....	85
W 61 •Redlands .....	59
W 67 •Redlands .....	52
W 94 •Stetson .....	79
W 97 •Lewis & Clark .....	78
L 55 •Westminster (PA) .....	63
(Won 24, Lost 7)	

## 1962-63

Coach: Alex Omalev

CSF	OPP
W 74 CSU Northridge OT .....	71
W 76 Redlands .....	66
W 93 CSU Northridge .....	75
W 87 San Diego Marines .....	67
W 100 Long Beach State .....	89
W 104 Cal Poly Pomona .....	76
W 83 CSU Hayward .....	67
L 85 Chapman College .....	87
L 59 Phibac (San Diego) .....	68
W 72 Univ. of San Diego .....	59
W 76 Chapman College .....	71
W 82 Cal Poly Pomona .....	73
W 71 Seattle Pacific 2OT .....	67
L 72 Montana .....	74
L 58 Montana State .....	75
L 78 Weber State .....	86
W 85 Westminster (UT) .....	82
L 88 Long Beach State .....	89
W 103 San Diego Marines .....	77
W 84 Univ. of San Diego .....	64
W 85 U.S. International .....	62
W 97 Cal Poly Pomona .....	87
L 58 Chapman College .....	64
W 82 CSU Northridge .....	73
W 80 Univ. of San Diego .....	59
W 112 Weber State .....	93
(Won 19, Lost 7)	

## 1963-64

Coach: Alex Omalev

CSF	OPP
W 93 CSU Northridge .....	64
W 64 Redlands .....	61
W 97 Pasadena College .....	82
L 59 Redlands .....	72
W 76 Seattle Pacific .....	65
L 58 CSU Sacramento .....	65
W 84 Chapman College .....	80
L 61 Long Beach State .....	77
L 88 Chapman College .....	95
W 92 CSU Hayward .....	73
L 73 Univ. of San Diego .....	78
W 82 Phibac (San Diego) .....	70
W 71 Univ. of San Diego .....	64
L 96 Cal Poly Pomona .....	103
L 64 San Diego State .....	94
L 64 San Diego State .....	89
L 78 UNLV .....	101
L 65 CSU Sacramento .....	75
W 84 Long Beach State .....	80
L 86 Chapman College .....	87
L 73 Cal Poly Pomona .....	89
L 78 Univ. of San Diego .....	97
L 65 U.S. International .....	77
L 93 CSU Northridge .....	117
L 89 Univ. of San Diego .....	98
(Won 9, Lost 16)	

## 1964-65

Coach: Alex Omalev

CSF	OPP
L 56 Long Beach State .....	93
L 41 Redlands .....	52
L 71 Cal Lutheran .....	75
L 47 U.S. International .....	64
L 79 Cal Poly SLO .....	93
L 71 San Diego State .....	96
L 59 CSU Northridge .....	94
L 87 CSU Sacramento .....	103
L 69 Cal Poly Pomona .....	87
W 71 Redlands .....	64
L 93 Redlands .....	94
L 77 Long Beach State .....	114
L 54 Univ. of San Diego .....	78
L 67 USMC Rec. Depot .....	87
L 47 Cal Poly Pomona .....	90
L 67 U.S. International .....	75
L 96 Westmont .....	115
L 70 Chapman College .....	78
L 83 Cal Poly SLO .....	107
L 66 Montana .....	95
L 75 CSU Los Angeles .....	90
L 32 U.S. International .....	91
L 59 San Diego State .....	96
L 63 Cal Poly Pomona .....	90
L 63 CSU Northridge .....	95
L 59 Chapman College .....	79
(Won 1, Lost 25)	

## 1965-66

Coach: Alex Omalev

CSF	OPP
W 78 Claremont-Mudd .....	66
W 113 Pasadena Nazarene .....	102
W 75 Redlands .....	72
W 91 La Verne .....	80
W 106 Southern Cal College .....	75
L 62 Cal Poly Pomona .....	82
L 76 UC Riverside .....	87
W 86 CSU Los Angeles .....	83
W 83 UC Riverside .....	77
L 83 Chapman College .....	93
W 82 Long Beach State .....	64
L 86 San Diego State .....	87
L 86 CSU Los Angeles .....	96
L 93 CSU Northridge .....	103
L 81 Long Beach State .....	95
W 93 Chapman College .....	81
L 68 UC Irvine .....	74
L 86 Cal Poly SLO .....	77
L 72 San Diego State .....	105
L 75 Fresno State .....	95
W 70 Long Beach State .....	68
L 66 Chapman College .....	77
W 91 CSU Northridge .....	87
W 85 UC Irvine .....	83
(Won 13, Lost 11)	

## 1966-67

Coach: Alex Omalev

CSF	OPP
L 79 CSU Los Angeles .....	93
L 86 CSU Northridge .....	94
L 72 UC Irvine .....	82
L 64 San Diego State .....	80
W 62 Western Washington .....	53
L 68 Redlands .....	80
W 83 Cal Poly SLO .....	71
W 85 Graceland College .....	82
L 85 Hastings College .....	87
L 68 San Diego State .....	97
W 90 Westmont .....	88
L 94 CSU Northridge .....	102
W 85 Seattle Pacific .....	80
L 84 MacAlester College .....	86

L 64 Long Beach State .....	88
L 94 UNLV .....	110
W 78 UC San Diego .....	57
L 78 Chapman College .....	86
L 65 Fresno State .....	108
L 77 Cal Poly SLO .....	97
L 68 Long Beach State .....	79
L 77 Fresno State .....	90
L 89 CSU Northridge .....	99
L 72 UC Irvine .....	98
W 86 Chapman College .....	82
(Won 7, Lost 18)	

## 1967-68

Coach: Alex Omalev

CSF	OPP
L 49 Michigan State .....	80
L 54 Kansas State .....	103
L 74 Nebraska .....	111
W 82 Azusa Pacific .....	77
W 69 Chapman College .....	67
W 104 San Diego Navy .....	57
L 74 UC San Diego .....	76
W 100 Stanislaus State .....	89
W 87 Tahoe Paradise .....	81
L 67 Long Beach State .....	86
L 74 San Diego State .....	87
W 96 So. Calif. College .....	67
L 76 CSU Los Angeles .....	93
L 76 CSU Northridge .....	86
W 72 Fresno State .....	66
L 84 Cal Poly SLO .....	96
L 68 Cal Poly Pomona .....	84
L 78 Long Beach State .....	80
L 60 San Diego State .....	84
L 75 CSU Los Angeles .....	84
L 90 CSU Northridge .....	92
L 81 Cal Poly SLO .....	108
W 79 Fresno State .....	88
W 102 Cal Poly Pomona .....	97
L 70 UC Irvine .....	80
L 78 Chapman College .....	89
(Won 8, Lost 18)	

## 1968-69

Coach: Alex Omalev

CSF	OPP
W 111 LaVerne .....	73
L 54 Oklahoma State .....	91
L 84 Tulsa .....	93
W 56 Missouri .....	78
W 103 Chapman College .....	79
L 75 Whittier College .....	82
L 63 Edinboro State .....	85
W 75 Occidental College .....	52
W 68 Southern Utah .....	63
L 58 Long Beach State .....	79
W 65 San Diego State .....	59
W 80 CSU Los Angeles .....	74
W 74 CSU Northridge .....	71
L 88 Cal Poly SLO .....	89
L 80 Fresno State .....	92
W 90 Cal Poly Pomona .....	83
L 73 UC Irvine .....	89
L 66 Long Beach State .....	74
L 66 CSU Los Angeles .....	76
W 83 CSU Northridge .....	76
W 81 Cal Poly SLO .....	67
L 55 Fresno State .....	74
L 87 Cal Poly Pomona .....	89
W 76 San Diego State .....	62
W 95 Tahoe Paradise .....	81
(Won 12, Lost 13)	

## 1969-70

Coach: Alex Omalev

CSF	OPP
L 91 CSU Stanislaus .....	92
W 77 O.C. All-Stars .....	57
L 68 Wyoming .....	88
L 78 Creighton .....	83
L 95 Northern Michigan .....	96
L 86 Toledo .....	100
L 82 CSU Los Angeles .....	87
W 96 McMurray .....	76
W 77 Chapman College .....	76
L 65 UC Irvine .....	80
L 79 CSU Northridge .....	81
L 60 San Diego State .....	75
L 79 UC Irvine .....	84
W 99 CSU Stanislaus .....	82
L 66 Cal Poly Pomona .....	68
L 77 UC Riverside .....	101
L 76 Cal Poly SLO .....	84
L 77 CSU Los Angeles .....	102
W 89 CSU Northridge .....	83
L 66 San Diego State .....	112
L 68 UC Irvine .....	70
W 87 Cal Poly Pomona .....	78
W 92 UC Riverside .....	75
W 77 Cal Poly SLO .....	76
L 81 CSU Northridge .....	95
(Won 8, Lost 17)	

## 1970-71

Coach: Alex Omalev

CSF	OPP
L 81 Idaho State .....	95
L 74 Colorado State .....	98
L 83 Oral Roberts .....	111
L 57 Drake .....	101
W 90 Chapman College .....	70
W 50 UC Irvine .....	68
W 67 CSU Stanislaus .....	66
W 102 Humboldt State .....	67
W 87 CSU Stanislaus .....	84
W 83 Idaho State .....	75
W 92 Occidental College .....	87
W 72 Cal Poly SLO .....	66
W 70 UC Irvine .....	69
W 84 UC Irvine .....	82
W 96 Cal Poly Pomona .....	83
W 84 UC Riverside .....	80
L 82 Cal Poly SLO .....	99
L 82 CSU Northridge .....	88
L 73 CSU Los Angeles .....	95
L 72 UC Irvine .....	77
W 100 Chapman College .....	87
W 94 Cal Poly Pomona .....	76
L 71 UC Riverside .....	79
L 76 Cal Poly SLO .....	79
L 61 CSU Northridge .....	81
L 83 Univ. of San Diego .....	89
(Won 13, Lost 13)	

## KEY

\*PCAA/Big West Tournament  
 \$NIT Tournament  
 #NCAA Tournament  
 •NAIA Playoffs  
 (A) Anaheim Convention Center  
 %Neutral Tournament Site



# ANNUAL RESULTS

## 1971-72

Coach: Alex Omalev

CSF	OPP
L 75 Tulsa .....	99
L 67 Colorado State .....	96
L 82 Northern Illinois .....	116
L 79 Southern Illinois .....	96
W 100 Whittier College .....	80
W 101 Chapman College .....	86
L 75 Univ. of San Diego .....	78
L 81 Fresno State .....	101
L 84 Univ. of San Diego .....	90
L 83 Long Beach State .....	103
W 82 Cal Poly SLO .....	79
L 82 Cal Poly SLO .....	91
W 128 Chapman College .....	88
L 92 UC Riverside .....	109
L 72 CSU Northridge .....	82
L 71 Grambling .....	92
L 87 Loyola Marymount .....	99
L 62 Cal Poly Pomona .....	78
W 83 Chapman College .....	75
W 97 Fresno State .....	87
L 90 Cal Poly SLO .....	110
W 87 UC Riverside .....	82
L 72 CSU Northridge .....	83
L 78 Cal Poly Pomona .....	92
W 99 Univ. of San Diego .....	88
W 107 CSU Dominguez Hills ..	90
(Won 9, Lost 17)	

## 1972-73

Coach: Moe Radovich

CSF	OPP
L 56 North Texas .....	63
W 56 Oklahoma State .....	55
L 62 Colorado State .....	79
L 72 San Francisco State .....	81
L 54 CSU Los Angeles .....	74
W 75 Chapman College .....	66
L 68 BYU .....	89
L 60 Utah State .....	115
L 69 Univ. of San Diego .....	74
L 61 CSU Northridge .....	67
W 74 Humboldt State .....	63
L 54 CSU Bakersfield .....	69
W 83 Cal Poly SLO .....	58
W 64 CSU Northridge .....	63
W 63 Chapman College .....	50
L 64 Fresno State .....	78
L 82 CSU Los Angeles .....	83
L 68 Cal Poly Pomona .....	74
L 47 UC Riverside .....	59
W 70 UC Irvine .....	64
L 49 UC Riverside .....	57
L 55 Cal Poly Pomona .....	56
W 89 CSU Northridge .....	72
L 61 Cal Poly SLO .....	72
L 57 CSU Bakersfield .....	64
W 95 UC Irvine .....	76
(Won 9, Lost 17)	

## 1973-74

Coach: Bobby Dye

CSF	OPP
L 63 Westmont .....	75
W 63 Chapman College .....	58
W 73 CSU Los Angeles .....	69
W 63 Biola .....	45
W 68 @Texas Arlington .....	65
L 69 @So. Methodist .....	93
L 63 @North Texas .....	70
W 64 %No. Arizona .....	53
L 60 @UC Irvine .....	78
L 54 @Pacific .....	67
W 75 Azusa Pacific .....	72
W 64 CSU Northridge .....	56
L 74 @CSU Los Angeles ..	86

L 60 @UC Riverside .....	68
W 71 @Cal Poly Pomona ..	60
W 85 Univ. of San Diego ..	68
W 69 @Chapman College ..	59
W 76 CSU Bakersfield .....	63
L 52 Cal Poly SLO OT .....	53
W 85 @Univ. of San Diego ..	73
W 60 @Westmont .....	58
L 49 @Cal Poly SLO OT ..	52
W 37 @CSU Bakersfield .....	35
W 78 Cal Poly Pomona .....	71
W 84 UC Riverside .....	78
L 73 @CSU Northridge .....	90
(Won 16, Lost 10)	

## 1974-75

Coach: Bobby Dye

CSF	OPP
L 56 @UNLV .....	75
L 69 @Providence College ..	77
L 63 @Connecticut .....	78
W 83 @Richmond .....	79
L 61 @Loyola Marymount ..	76
L 91 Boise State .....	97
W 80 Cal Poly Pomona .....	62
W 61 CSU Los Angeles .....	55
W 84 CSU Northridge .....	54
W 71 @Univ. of San Diego ..	53
W 64 @CSU Bakersfield .....	59
W 98 @CSU Los Angeles ..	79
W 61 @Cal Poly Pomona ..	54
W 78 Chapman College .....	62
L 65 @San Diego State .....	72
L 67 Long Beach State .....	76
L 59 Fresno State .....	62
L 69 @San Jose State .....	75
L 75 @Pacific .....	80
W 52 Pacific .....	49
W 81 San Jose State OT .....	79
W 72 San Diego State .....	71
W 65 @Fresno State .....	64
L 53 @Long Beach State ..	73
(Won 13, Lost 11)	

## 1975-76

Coach: Bobby Dye

CSF	OPP
L 75 CSU Los Angeles .....	81
W 87 %Humboldt State .....	53
W 86 %Southern .....	64
W 60 Loyola Marymount .....	54
W 75 Chapman College .....	56
W 75 Central Michigan .....	42
L 69 @Idaho State .....	88
L 74 @Boise State .....	80
W 94 Univ. of San Diego ..	61
W 101 @CSU Bakersfield ..	69
L 70 @Arizona .....	85
L 60 @Chapman College ..	62
W 55 @CSU Los Angeles ..	53
W 73 @Loyola Marymount ..	54
L 60 @San Diego State .....	63
W 68 Fresno State .....	60
W 55 Long Beach State .....	54
L 65 @Pacific .....	73
W 72 @San Jose State .....	56
W 67 San Jose State .....	66
W 54 Pacific .....	42
W 71 San Diego State .....	61
L 66 @Long Beach St. OT ..	68
L 65 @Fresno State .....	74
L 64 *@Pacific .....	72
(Won 15, Lost 10)	
PCAA Co-Champs	

## 1976-77

Coach: Bobby Dye

CSF	OPP
W 87 @CSU Northridge .....	56
L 80 @Arizona .....	91
L 72 Loyola Marymount .....	79
W 81 Chapman College .....	63
W 89 %South Alabama .....	71
W 74 %Azusa Pacific .....	35
L 51 @Oregon .....	61
L 63 @Wichita State .....	70
W 74 Rice .....	62
W 74 UC Irvine .....	55
W 77 @UC Santa Barbara ..	66
W 83 CSU Los Angeles .....	66
W 80 @Chapman College ..	68
L 70 San Diego State .....	73
W 84 San Jose State .....	64
W 72 Pacific .....	53
L 67 @Long Beach State ..	74
W 72 @Fresno State .....	70
L 59 @San Diego State .....	61
W 80 UC Santa Barbara .....	72
W 68 Fresno State .....	54
W 78 Long Beach State .....	73
L 78 @Pacific .....	84
L 61 @San Jose State .....	80
W 79 *Pacific .....	68
L 64 *Long Beach St. OT ..	65
(Won 16, Lost 10)	

## 1977-78


Coach: Bobby Dye

CSF	OPP
L 61 @Oregon .....	69
W 87 CSU Los Angeles .....	72
W 98 Chapman College .....	72
L 62 %William & Mary .....	67
W 80 @BYU .....	75
W 65 Wisc. Parkside OT ..	59
W 74 Boise State .....	57
W 77 Aurora College .....	47
W 92 %Cal State L.A. ....	77
W 80 @Portland State .....	62
W 70 @Chapman College ..	64
L 85 Illinois State .....	88
W 56 UC Santa Barbara .....	54
W 88 @UC Irvine .....	59
W 81 San Jose State .....	66
W 79 Pacific .....	61
L 69 @San Diego State .....	94
W 83 Long Beach State .....	81
L 47 @Fresno State .....	55
W 54 Fresno State .....	48
L 84 @Long Beach State ..	88
L 70 San Diego State .....	76
L 62 @Pacific .....	71
W 80 @San Jose State .....	78
W 83 UC Irvine .....	75
W 85 @UC Santa Barbara ..	67
W 88 *San Jose State .....	78
W 64 *San Diego State .....	50
W 64 *Long Beach State ..	53
W 90 %New Mexico .....	85
W 75 #USF .....	72
L 58 #Arkansas .....	61
(Won 23, Lost 9)	

## 1978-79

Coach: Bobby Dye

CSF	OPP
W 70 No. Arizona OT .....	58
W 64 Wisconsin Parkside ..	50
W 91 @Boise State .....	74
L 89 @Michigan State .....	92
W 109 Portland State .....	92
W 98 %Eastern Montana ..	53
W 67 @Pepperdine .....	65
W 69 Creighton (A) .....	64
L 76 @Utah .....	83



COACH BOBBY DYE

L 85 %Portland .....	105
W 85 %LaSalle .....	75
W 109 MacMurray College ..	65
W 76 @UC Santa Barbara ..	62
W 81 @Long Beach OT ...	77
W 65 Fresno State .....	57
W 81 Pacific .....	63
W 73 @UC Irvine .....	57
W 76 UC Irvine .....	55
L 70 @Utah State .....	85
L 80 @San Jose State .....	84
L 72 San Jose State .....	75
L 64 Utah State .....	66
L 52 @Pacific .....	62
L 62 @Fresno State .....	70
L 69 Long Beach St. (A) ..	70
W 81 UC Santa Barbara ..	76
L 70 *Long Beach State ...	79
(Won 16, Lost 11)	

## 1979-80

Coach: Bobby Dye

CSF	OPP
W 74 @No. Arizona OT ..	73
W 84 Portland .....	80
L 53 @Utah .....	65
L 75 %Richmond .....	84
L 64 @BYU .....	80
L 70 @Creighton .....	86
W 68 @San Diego State .....	53
L 67 Loyola Marymount ..	77
W 76 Jackson State .....	68
L 69 %Pittsburgh .....	80
W 71 %Ohio .....	49
W 66 Occidental .....	41
L 67 UC Santa Barbara ..	80
L 40 @Long Beach State ..	51
L 54 @Fresno State .....	61
L 56 @Pacific .....	74
W 68 UC Irvine .....	53
W 63 @UC Irvine .....	62
W 96 @Utah State .....	88
L 69 @San Jose State .....	72
L 58 San Jose State .....	66
L 67 Utah State (A) .....	69
L 69 Pacific .....	76
L 60 Fresno State .....	74
L 75 Long Beach St. (A) ..	80
W 66 @UC Santa Barbara ..	58
L 58 *Pacific .....	70
(Won 10, Lost 17)	

## 1980-81

Coach: George McQuam

CSF	OPP
L 65 @Portland .....	100
W 86 Portland State .....	81
L 42 Michigan State (A) ..	58
L 85 @Loyola Marymount ..	90
L 64 San Diego State (A) ..	70
L 48 @Portland State .....	60
L 71 UNLV (A) .....	85
W 88 Loyola Marym't (A) ..	75
L 78 %Oregon OT .....	82
L 70 %Utah .....	76
L 57 %Princeton .....	60
L 61 Wisc. Parkside OT ..	69
L 84 @UC Irvine .....	99
L 56 @Long Beach State ..	71
L 43 San Jose State .....	49
L 67 Utah State (A) .....	68
L 56 @UCSB OT .....	57
L 58 UCSB OT .....	64
L 66 @Pacific .....	71
L 52 @Fresno State .....	72
L 30 Fresno State (A) .....	51
W 76 Pacific .....	75
L 73 @Utah State .....	77
L 41 @San Jose State .....	59
W 60 Long Beach State .....	47
L 69 UC Irvine .....	75
L 54 *San Jose State .....	63
(Won 4, Lost 23)	

## 1981-82

Coach: George McQuam

CSF	OPP
L 66 BYU (A) .....	81
W 75 Chapman Col. OT ...	74
W 74 Cal Poly Pomona .....	57
L 62 @Northern Arizona ..	72
L 59 %St. Joseph (PA) ....	63
W 97 %Grambling .....	60
L 51 %Evansville .....	62
W 79 %Texas-Arlington ....	75
L 62 Portland .....	63
W 75 Spring Arbor .....	55
L 67 %Wichita State .....	70
L 50 %Michigan State OT ..	51
W 64 %Bradley .....	62
L 76 @Pepperdine .....	95
W 86 Loyola Marymount ..	77
L 49 @UC Irvine .....	50
L 56 @Long Beach State ..	59
W 61 San Jose State .....	50
L 40 Fresno State .....	43
W 42 @UC Santa Barbara ..	41
W 70 UC Santa Barbara ..	59
W 74 @Pacific .....	65
W 72 @Utah State .....	68
W 82 Pacific .....	65
W 66 Utah State .....	63
L 57 @San Jose State .....	62
L 51 @Fresno State .....	71
W 68 UC Irvine 3OT .....	62
W 77 Long Beach State ..	76
W 64 *Pacific .....	52
W 62 *UC Irvine .....	61
L 57 *Fresno State .....	69
(Won 18, Lost 14)	



# ANNUAL RESULTS

## 1982-83

Coach: George McQuarn

CSF	OPP
W 97 Northern Arizona .....	55
W 92 Chapman College .....	75
W 77 @Loyola Marymount .....	58
L 61 @Wichita State .....	82
W 104 CSU Sacramento .....	75
W 69 Howard .....	51
W 55 @Portland .....	54
W 58 @Idaho State .....	45
L 60 %Auburn .....	69
W 68 %Niagara .....	50
W 85 Pepperdine .....	74
W 86 UC Irvine .....	76
W 90 Long Beach State .....	60
L 60 @San Jose State .....	73
W 62 @Pacific .....	56
L 71 @UNLV .....	76
W 56 Fresno State .....	53
W 77 San Jose State .....	57
W 79 @Long Beach State .....	65
W 98 @UC Irvine (A) .....	74
W 84 @UC Santa Barbara .....	58
L 59 @Utah State .....	67
W 90 Pacific .....	62
W 86 UNLV .....	78
W 75 Utah State .....	71
W 81 UC Santa Barbara .....	60
L 72 @Fresno State .....	94
L 59 *Long Beach State .....	61
L 83 \$@Arizona State .....	87
(Won 21, Lost 8)	

## 1983-84

Coach: George McQuarn

CSF	OPP
W 78 %McNeese State .....	66
W 90 @Hawaii .....	60
W 67 @Arizona .....	66
W 95 Cal Poly Pomona .....	51
W 76 %Centenary .....	74
L 46 @Montana .....	60
W 83 Texas-San Antonio .....	65
W 91 Idaho State .....	71
L 65 @Pepperdine .....	66
W 71 Saint Mary's .....	53
W 83 Western Illinois .....	62
W 82 Utah State .....	65
W 72 San Jose State .....	62
W 67 @Pacific .....	59
W 53 @Fresno State .....	51
L 50 @Long Beach 4OT .....	52
W 68 UC Santa Barbara .....	56
L 80 UC Irvine .....	81
L 75 UNLV OT .....	82
L 49 @San Jose State .....	50
L 66 @Utah State .....	71
L 63 @New Mexico State .....	76
L 68 Fresno State 2OT .....	69
W 67 Pacific .....	49
W 77 @UC Santa Barbara .....	57
L 62 @UNLV OT .....	74
W 73 Long Beach State .....	51
L 81 New Mexico State .....	82
L 69 @UC Irvine .....	72
L 51 *Fresno State .....	53
(Won 17, Lost 13)	

## 1984-85

Coach: George McQuarn

CSF	OPP
W 51 @Saint Mary's .....	50
L 64 @Texas-San Antonio .....	72
L 69 Loyola Marymount .....	73
L 53 Portland .....	54
W 75 UC Riverside .....	60
L 59 Montana .....	60
W 81 Pepperdine .....	75
W 66 %Colorado St. OT .....	64
L 56 @Nevada .....	66
L 63 @New Mexico State .....	70
W 82 @CSU Long Beach .....	71

L 92 San Jose State 4OT .....	97
W 73 Utah State .....	72
W 89 @UC Irvine .....	80
L 69 @UNLV .....	83
W 80 UC Santa Barbara .....	72
W 51 @San Jose State .....	46
W 84 New Mexico State .....	53
W 69 CSU Long Beach .....	60
W 52 Fresno State .....	51
L 69 @UC Santa Barbara .....	85
W 86 Pacific .....	64
L 63 @Utah State .....	73
L 69 UNLV .....	78
L 53 @Fresno State .....	67
W 79 @Pacific .....	59
W 84 UC Irvine .....	74
W 79 *UC Irvine .....	68
W 56 *Fresno State .....	54
L 61 *UNLV .....	79
(Won 17, Lost 13)	

## 1985-86

Coach: George McQuarn

CSF	OPP
L 76 @Hawaii .....	79
W 84 @BYU Hawaii .....	66
L 80 @Hawaii Pacific .....	84
W 76 %Loyola Marymount .....	71
L 66 @Utah .....	80
W 78 Univ. of San Diego .....	66
W 80 Texas Tech .....	67
W 117 U.S. International .....	94
W 99 @Loyola Marymount .....	79
W 91 Seattle .....	39
L 45 @Portland .....	59
L 64 @Pepperdine .....	67
L 61 New Mexico St. OT .....	68
W 85 Long Beach St. OT .....	80
L 76 @Utah State OT .....	82
W 41 @San Jose State .....	40
L 46 @Pacific .....	50
W 66 UC Irvine .....	54
L 51 UNLV .....	62
L 39 @UC Santa Barbara .....	52
L 57 @New Mex. St. OT .....	59
W 75 @CSU Long Beach .....	58
W 67 @Fresno State .....	58
L 54 Fresno State .....	61
L 68 Utah State .....	74
W 57 San Jose State .....	54
L 83 @UNLV .....	92
W 66 UC Santa Barbara .....	62
L 77 Pacific OT .....	85
W 78 @UC Irvine .....	68
W 66 *UC Irvine .....	58
L 65 *UNLV .....	75
(Won 16, Lost 16)	

## 1986-87

Coach: George McQuarn

CSF	OPP
L 69 @Texas Tech .....	70
W 83 CSU Bakersfield .....	46
W 100 Southern Utah .....	58
W 56 %Texas Christian .....	48
W 59 @BYU .....	56
W 80 Pepperdine .....	60
W 75 Washington .....	55
W 88 Loyola Marymount .....	65
L 71 @UCLA .....	72
W 65 @Fresno State .....	47
L 55 @Pacific .....	58
L 47 UC Santa Barbara .....	55
L 70 UC Irvine .....	76
L 65 UNLV .....	73
L 95 @Utah State 2OT .....	96
L 53 @San Jose State .....	62
W 59 Pacific .....	56
W 58 Fresno State .....	46
W 62 San Jose State .....	60
W 66 @New Mexico St. OT .....	58
W 80 @CSU Long Beach .....	65
L 64 @UNLV .....	74
L 69 @UC Irvine OT .....	78
W 94 Utah State .....	71
L 58 @UC Santa Barbara .....	69
W 63 New Mexico State .....	59



RICHARD MORTON

W 72 CSU Long Beach .....	67
W 92 *UC Irvine .....	81
L 65 *UNLV .....	99
L 68 \$@California OT .....	72
(Won 17, Lost 13)	

## 1987-88

Coach: George McQuarn

CSF	OPP
L 66 @Montana .....	71
L 77 @Weber State .....	81
W 85 Portland .....	66
L 57 @New Orleans .....	80
W 67 Utah .....	43
W 71 @Pepperdine .....	80
W 71 Univ. of San Diego .....	59
L 65 @UCLA .....	74
W 106 Brown .....	60
L 69 @CSU Long Beach .....	76
L 37 @New Mexico State .....	41
L 73 UC Irvine .....	81
L 55 UC Santa Barbara .....	67
L 52 UNLV .....	63
L 72 @Utah State .....	75
L 60 @San Jose State .....	65
W 75 Pacific .....	60
W 64 Fresno State OT .....	57
L 56 @UC Santa Barbara .....	57
L 65 @UC Irvine .....	70
L 61 @UNLV .....	77
W 63 San Jose State .....	51
W 80 Utah State .....	77
L 54 @Fresno State .....	57
W 72 @Pacific .....	60
W 61 New Mexico State .....	59
W 93 CSU Long Beach .....	70
W 73 *Fresno State .....	59
L 56 *UNLV .....	61
(Won 12, Lost 17)	

## 1988-89

Coach: John Sneed

CSF	OPP
W 59 @Utah .....	57
L 67 Pepperdine .....	71
W 68 @Univ. of San Diego .....	66
W 90 Sonoma State .....	64
W 71 @Portland .....	65
W 81 Northeastern .....	68
L 77 Weber State .....	88
L 65 New Orleans 2OT .....	66
L 61 Saint Mary's .....	68
L 60 New Mexico State .....	65
L 66 CSU Long Beach .....	83

L 59 @UC Santa Barbara .....	69
L 63 @UNLV .....	66
W 82 San Jose State .....	60
W 96 Utah State .....	87
W 79 @Pacific OT .....	75
L 44 @Fresno State .....	65
L 73 UC Irvine .....	77
W 74 UC Santa Barbara .....	69
W 93 UNLV OT .....	92
W 78 @UC Irvine .....	75
L 80 @Utah State .....	90
W 70 @San Jose State OT .....	69
W 72 Pacific .....	69
W 71 Fresno State .....	56
L 56 @New Mexico State .....	60
W 68 @Long Beach OT .....	66
W 87 *Utah State OT .....	86
L 83 *UNLV .....	99
(Won 16, Lost 13)	

## 1989-90

Coach: John Sneed

CSF	OPP
W 104 Lamar .....	67
W 89 West Texas State .....	74
W 85 @Saint Mary's .....	65
W 84 Tulsa .....	58
W 81 CSU Northridge .....	70
L 55 @Colorado State .....	84
L 75 @UCLA .....	87
W 77 %Middle Tenn. State .....	69
L 51 %Wyoming .....	69
L 66 @UNLV .....	94
L 82 @Utah State OT .....	83
W 73 Fresno State .....	65
W 76 Pacific .....	73
L 60 @San Jose State .....	66
W 90 @Long Beach State .....	79
L 58 @New Mexico State .....	75
W 82 UC Irvine .....	55
L 64 @UCSB OT .....	72
W 90 San Jose State OT .....	84
W 88 Utah State .....	77
L 65 @Fresno State .....	73
L 73 @Pacific .....	78
L 70 UC Santa Barbara .....	75
L 62 New Mexico State .....	65
L 69 Long Beach St. OT .....	70
L 76 @UC Irvine .....	94
L 85 UNLV .....	103
W 82 *UC Irvine .....	63
L 93 *UNLV .....	115
(Won 13, Lost 16)	

## 1990-91

Coach: John Sneed

CSF	OPP
L 86 ... @Lamar .....	95
L 63 ... @Tulsa .....	89
W 79 ... Butler .....	76
W 84 ... @USF .....	60
W 69 ... @Pepperdine OT .....	66
W 109 ... Mississippi Valley St. ....	100
W 91 ... Portland .....	84
W 86 ... Chapman .....	66
W 62 ... Colorado State .....	60
W 91 ... @Fresno State .....	88
L 67 ... @UNLV .....	98
W 93 ... Utah State .....	91
W 91 ... San Jose State .....	78
L 73 ... @Pacific OT .....	75
L 70 ... @San Jose State .....	80
W 89 ... New Mexico State .....	81
L 76 ... Long Beach State .....	94
L 55 ... @UC Santa Barbara .....	76
L 87 ... @UC Irvine .....	92
L 63 ... @Utah State .....	74
W 77 ... Pacific .....	74
W 100 ... Fresno State OT .....	98
L 74 ... @New Mexico State .....	80
L 83 ... @Long Beach State .....	88
L 92 ... UC Irvine .....	96
W 76 ... UC Santa Barbara .....	61

L 83 ... UNLV .....	104
L 67 ... *Pacific .....	74
(Won 14, Lost 14)	

## 1991-92

Coach: John Sneed

CSF	OPP
W 93 ... USF .....	84
L 83 ... @Butler .....	100
L 69 ... Pepperdine .....	79
W 98 ... @Portland .....	94
W 82 ... CSU Northridge .....	61
L 80 ... @UCLA .....	86
W 70 ... Drake .....	58
L 67 ... @Houston .....	83
L 74 ... UNLV .....	86
L 83 ... @Fresno State .....	88
L 72 ... @Utah State .....	89
W 86 ... @UC Irvine .....	83
L 58 ... UC Santa Barbara .....	64
W 78 ... Long Beach St. OT .....	77
W 76 ... @San Jose State .....	64
L 69 ... @Pacific .....	73
L 67 ... New Mexico State .....	69
W 111 ... Utah State OT .....	99
W 97 ... Fresno State .....	79
W 86 ... UC Irvine .....	68
L 47 ... @UNLV .....	76
L 71 ... @Long Beach State .....	85
L 58 ... @UC Santa Barbara .....	68
W 76 ... Pacific .....	62
W 82 ... San Jose State .....	75
L 60 ... @New Mexico State .....	63
L 71 ... *Long Beach State .....	77
(Won 12, Lost 16)	

## 1992-93

Coach: Brad Holland

CSF	OPP
W 82 ... Saint Mary's .....	62
W 66 ... @Northern Iowa .....	55
L 73 ... @Drake .....	86
W 75 ... @CSU Northridge .....	68
W 86 ... Eastern Illinois .....	68
W 92 ... Chapman .....	71
L 82 ... @UCLA .....	90
L 65 ... @UNLV .....	78
L 67 ... @New Mexico State .....	78
W 81 ... Nevada .....	62
W 91 ... Utah State .....	71
W 61 ... @UC Irvine .....	59
L 58 ... @Long Beach State .....	72
W 72 ... @UC Santa Barbara .....	68
W 66 ... San Jose State .....	61
W 71 ... Pacific .....	58
L 61 ... @Utah State .....	86
W 72 ... @Nevada .....	60
L 63 ... Houston .....	77
L 86 ... UC Irvine .....	88
W 68 ... Long Beach State .....	61
W 66 ... UC Santa Barbara .....	64
L 53 ... @Pacific .....	56
L 58 ... @San Jose State .....	60
L 70 ... New Mexico State .....	78
W 84 ... UNLV .....	83
L 68 ... *Long Beach State .....	80
(Won 15, Lost 12)	

## 1993-94


Coach: Brad Holland

CSF	OPP
L 62 ... @Wyoming .....	80
W 80 ... Concordia .....	66
L 75 ... @Saint Mary's .....	78
L 73 ... Utah .....	76
L 69 ... @Colorado .....	79
L 70 ... @Colorado State .....	87
L 57 ... Northern Iowa .....	71
W 85 ... Oklahoma Baptist .....	71
L 71 ... UC Irvine .....	77



# ANNUAL RESULTS

L 66 ... UNLV .....	77
L 64 ... New Mexico State ..	77
L 50 ... @Utah State .....	59
W 74 ... @Nevada .....	70
L 63 ... San Jose State .....	69
L 69 ... Pacific <b>OT</b> .....	76
W 66 ... @UC Santa Barbara ..	57
L 69 ... @Long Beach State ..	91
L 66 ... @Pacific .....	97
L 82 ... @San Jose State .....	84
W 97 ... Nevada .....	72
L 52 ... Utah State .....	59
W 84 ... @UNLV .....	75
L 68 ... @New Mexico State ..	85
W 101 ... @UC Irvine .....	95
L 87 ... Long Beach State .....	96
W 79 ... UC Santa Barbara ..	63
L 64 ... *Nevada .....	68
(Won 8, Lost 19)	



**JOHN WILLIAMS  
& CHUCK OVERTON**

## 1996-97

Coach: Bob Hawking

CSF	OPP	CSF	OPP
W 80 ... CSU Northridge .....	71	L 67 ... Utah .....	74
L 65 ... %Santa Clara .....	79	W 80 ... @Montana .....	73
L 68 ... %Texas-Arlington ....	74	W 75 ... @Loyola Marymount ..	70
L 65 ... @UCLA .....	99	L 53 ... @San Diego .....	77
W 82 ... @UNLV .....	80	W 89 ... Loyola-Chicago .....	68
W 83 ... San Diego State <b>OT</b> ..	73	W 65 ... Pepperdine .....	54
L 82 ... USF <b>OT</b> .....	90	W 61 ... Brown .....	57
L 63 ... @Utah .....	84	W 91 ... Columbia .....	81
L 77 ... @Loyola Marymount ....	80	L 70 ... @Gonzaga .....	77
W 74 ... @UC Irvine .....	68	L 60 ... Pacific .....	67
L 58 ... @New Mexico State ..	66	W 78 ... Long Beach State ....	75
L 73 ... Utah State .....	84	L 76 ... @UC Santa Barbara ..	83
L 82 ... Nevada .....	95	W 82 ... @Cal Poly SLO .....	77
W 69 ... @San Jose State .....	60	L 80 ... Utah State .....	91
L 62 ... @Pacific .....	78	W 89 ... @UC Irvine .....	57
W 62 ... UC Santa Barbara .....	61	L 65 ... @Idaho .....	73
L 70 ... Long Beach State .....	79	L 65 ... @Boise State .....	86
L 74 ... New Mexico State ..	106	L 72 ... New Mexico State ....	76
L 53 ... UNLV .....	69	L 75 ... North Texas <b>OT</b> .....	81
W 77 ... @Nevada .....	91	W 84 ... UC Irvine .....	69
L 71 ... @Utah State .....	103	L 59 ... @Nevada .....	71
W 69 ... Pacific .....	63	L 57 ... @Pacific .....	81
L 77 ... San Jose State .....	86	L 61 ... @Long Beach State ..	72
L 57 ... @Long Beach State ..	73	W 110 ... Cal Poly SLO .....	98
L 69 ... @UC Santa Barbara ..	80	W 74 ... UC Santa Barbara .....	60
L 83 ... UC Irvine .....	91	L 55 ... *Nevada .....	80
L 69 ... *UC Irvine .....	76	(Won 13, Lost 14)	

## 1997-98

Coach: Bob Hawking

CSF	OPP	CSF	OPP
L 63 ... @UCLA .....	79	L 59 ... @Utah .....	87
L 76 ... @CSU Northridge ....	77	W 83 ... Norfolk State .....	57
W 85 ... @San Diego St. <b>OT</b> ..	83	W 86 ... Lewis-Clark State ....	46
L 57 ... Gonzaga .....	83	W 98 ... Loyola Marymount ....	94
L 63 ... Loyola Marymount ...	67	L 61 ... @Pepperdine .....	65
L 53 ... @USF .....	72	W 76 ... San Diego .....	70
L 58 ... @Utah .....	108	L 91 ... @UCLA .....	120
L 62 ... Montana .....	70	W 72 ... Portland .....	61
L 77 ... San Jose State .....	88	L 60 ... @Wisc.-Green Bay ..	70
W 79 ... Pacific <b>OT</b> .....	69	L 59 ... @Loyola-Chicago ....	73
L 62 ... @UC Santa Barbara ..	65	L 87 ... @New Mexico St. <b>2OT</b> ..	89
L 66 ... @Long Beach State ..	79	W 72 ... @North Texas .....	70
W 81 ... UC Irvine .....	73	L 73 ... Idaho .....	76
W 64 ... UNLV .....	61	L 74 ... Boise State .....	76
W 85 ... New Mexico State ....	72	W 61 ... @Long Beach State ..	52
L 49 ... @Utah State .....	73	L 68 ... @Pacific .....	86
L 70 ... @Nevada .....	89	L 81 ... UC Santa Barbara .....	87
L 56 ... Long Beach State ....	73	L 84 ... Cal Poly SLO .....	87
L 72 ... UC Santa Barbara .....	85	W 51 ... @UC Irvine .....	48
L 75 ... @UC Irvine .....	85	L 44 ... @Utah State .....	69
W 68 ... @New Mexico St. ....	63	L 67 ... Nevada .....	82
L 59 ... @UNLV .....	68	W 85 ... UC Irvine .....	66
L 66 ... Nevada <b>OT</b> .....	71	L 57 ... Pacific .....	71
L 53 ... Utah State .....	66	W 92 ... Long Beach State ....	70
L 63 ... @Pacific .....	87	L 94 ... @Cal Poly SLO .....	96
L 80 ... @San Jose State .....	90	W 76 ... @UC Santa Barbara ..	70
(Won 6, Lost 20)		W 89 ... *Boise State .....	82
		L 56 ... *Utah State .....	65
		(Won 12, Lost 16)	

## Summary by Coaches

Year	Coach	Overall Record	Div. I Conference Record	Place (Teams)
1960-61	Alex Omalev .....	16-14		
1961-62	Alex Omalev .....	24- 7		
1962-63	Alex Omalev .....	19- 7		
1963-64	Alex Omalev .....	9-16		
1964-65	Alex Omalev .....	1-25		
1965-66	Alex Omalev .....	13-11		
1966-67	Alex Omalev .....	7-18		
1967-68	Alex Omalev .....	8-18		
1968-69	Alex Omalev .....	12-13		
1969-70	Alex Omalev .....	8-17		
1970-71	Alex Omalev .....	13-13		
1971-72	Alex Omalev .....	<u>9-17</u>		
12 years .....		139-176		
1972-73	Moe Radovich .....	<u>9-17</u>		
1973-74	Bobby Dye .....	16-10		
1974-75	Bobby Dye .....	13-11	4-6	4th T (6)
1975-76	Bobby Dye .....	15-10	6-4	1st T (6)
1976-77	Bobby Dye .....	16-10	7-5	4th (7)
1977-78	Bobby Dye .....	23- 9	9-5	3rd T (8)
1978-79	Bobby Dye .....	16-11	7-7	4th T (8)
1979-80	Bobby Dye .....	<u>10-17</u>	<u>4-10</u>	7th (8)
7 years .....		109-78	37-37	
1980-81	George McQuarn .....	4-23	2-12	8th (8)
1981-82	George McQuarn .....	18-14	9- 5	3rd (8)
1982-83	George McQuarn .....	21- 8	12- 4	2nd (9)
1983-84	George McQuarn .....	17-13	8-10	6th (10)
1984-85	George McQuarn .....	17-13	11- 7	3rd (10)
1985-86	George McQuarn .....	16-16	8-10	6th T (10)
1986-87	George McQuarn .....	17-13	9- 9	4th T (10)
1987-88	George McQuarn .....	<u>12-17</u>	<u>7-11</u>	8th (10)
8 years .....		122-117	66-68	
1988-89	John Sneed .....	16-13	10- 8	4th T (10)
1989-90	John Sneed .....	13-16	6-12	7th (10)
1990-91	John Sneed .....	14-14	7-11	6th T (10)
1991-92	John Sneed .....	<u>12-16</u>	<u>8-10</u>	6th T (10)
4 years .....		55-59	31-41	
1992-93	Brad Holland .....	15-12	10- 8	5th T (10)
1993-94	Brad Holland .....	<u>8-19</u>	<u>6-12</u>	8th T (10)
2 years .....		23-31	16-20	
1994-95	Bob Hawking .....	7-20	5-13	9th (10)
1995-96	Bob Hawking .....	6-20	5-13	10th (10)
1996-97	Bob Hawking .....	13-14	6-10	W4th T (6)
1997-98	Bob Hawking .....	<u>12-16</u>	<u>6-10</u>	W3rd T (6)
4 years .....		38-70	22-46	
All-time record:		495-548 (.475)	172-212 (.448)	



# RECORDS VS. OPPONENTS

	W	L
Arizona .....	1	2
Arizona State .....	0	1
Arkansas .....	0	1
Auburn .....	0	1
Aurora College .....	1	0
Azusa Pacific .....	3	0
Biola .....	1	0
<b>Boise State .....</b>	<b>3</b>	<b>4</b>
Bradley .....	1	0
Brown .....	2	0
BYU Hawaii .....	1	0
BYU .....	3	3
Butler .....	1	1
California .....	0	1
Cal Lutheran .....	0	1
Cal Poly Pomona .....	17	16
<b>Cal Poly SLO .....</b>	<b>11</b>	<b>16</b>
Cal Tech .....	1	0
Calvin College .....	1	0
Centenary College .....	1	0
Central Michigan .....	1	0
Chapman University .....	28	14
Chico State .....	0	1
Claremont-Mudd .....	1	0
Colorado .....	0	1
Colorado State .....	2	5
Columbia .....	1	0
Concordia (CA) .....	1	0
Connecticut .....	0	1
Creighton .....	1	2
CSU Bakersfield .....	5	2
CS Dominguez Hills .....	1	0
CSU Hayward .....	3	0
CSU Los Angeles .....	9	15
CSU Northridge .....	21	18
CSU Sacramento .....	3	4
Drake .....	1	2
Eastern Illinois .....	1	1
Eastern Montana .....	1	0
Edinboro State .....	0	1
Evansville .....	0	1
Fresno State .....	22	29
Gonzaga .....	0	2
Graceland College .....	1	0
Grambling .....	1	1
Grand Canyon College .....	1	0
Hastings College .....	0	1
Hawaii .....	1	1
Hawaii Pacific .....	0	1
Houston .....	0	2
Howard .....	1	0
Humboldt State .....	3	0
<b>Idaho .....</b>	<b>0</b>	<b>2</b>
Idaho State .....	3	2
Illinois State .....	0	1

	W	L
Jackson State .....	1	0
<b>Kansas State .....</b>	<b>0</b>	<b>1</b>
Lamar .....	1	1
LaSalle .....	1	0
La Verne .....	3	0
Lewis & Clark College .....	1	0
Lewis & Clark State .....	1	0
<b>Long Beach State .....</b>	<b>30</b>	<b>44</b>
Loyola-Chicago .....	1	1
<b>Loyola Marymount .....</b>	<b>10</b>	<b>8</b>
Luke AFB .....	1	0
MacAlester College .....	0	1
MacMurray College .....	1	0
McMurray State .....	1	0
McNeese State .....	1	0
Michigan State .....	0	4
Middle Tennessee St. ....	1	0
Mississippi Valley St. ....	1	0
Missouri .....	0	1
Montana .....	1	6
<b>Montana State .....</b>	<b>0</b>	<b>1</b>
Nebraska .....	0	1
<b>Nevada .....</b>	<b>4</b>	<b>9</b>
New Mexico .....	1	0
<b>New Mexico State .....</b>	<b>7</b>	<b>21</b>
New Orleans .....	0	2
Niagara .....	1	0
Norfolk State .....	1	0
Northeastern .....	1	0
Northern Arizona .....	4	1
Northern Illinois .....	0	1
Northern Iowa .....	1	1
Northern Michigan .....	0	1
<b>North Texas .....</b>	<b>1</b>	<b>3</b>
Occidental .....	4	0
Ohio .....	1	0
Oklahoma Baptist .....	1	0
Oklahoma State .....	1	1
Oral Roberts .....	0	1
O. C. All-Stars .....	1	0
Oregon .....	0	3
<b>Pacific .....</b>	<b>27</b>	<b>27</b>
Pasadena College .....	2	2
Pasadena Nazarene .....	1	0
<b>Pepperdine .....</b>	<b>6</b>	<b>7</b>
Phibac .....	1	1
Pittsburgh .....	0	1
<b>Portland .....</b>	<b>7</b>	<b>5</b>
Portland State .....	3	1
Princeton .....	0	1
Providence College .....	0	1
Redlands .....	8	5
Rice .....	1	0
Richmond .....	1	1
<b>Saint Mary's (CA) .....</b>	<b>4</b>	<b>2</b>

	W	L
St. Joseph (PA) .....	0	1
San Diego, Univ. of .....	16	9
San Diego Marines .....	2	0
San Diego Navy .....	1	0
<b>San Diego State .....</b>	<b>8</b>	<b>19</b>
San Francisco, U. of .....	3	2
San Francisco State .....	0	2
<b>San Jose State .....</b>	<b>23</b>	<b>23</b>
Santa Clara .....	0	1
Seattle .....	1	0
Seattle Pacific .....	3	0
Sonoma State .....	1	0
South Alabama .....	1	0
Southern California College .....	2	0
Southern Illinois .....	0	1
Southern Methodist .....	0	1
Southern .....	1	0
Southern Utah .....	2	0
Spring Arbor .....	1	0
Stanislaus State .....	4	1
Stetson .....	1	0
Tahoe Paradise .....	2	0
Texas Arlington .....	2	1
Texas Christian .....	1	0
Texas San Antonio .....	1	1
Texas Tech .....	1	1
Toledo .....	0	1
Tulsa .....	1	3
UC Davis .....	1	0
<b>UC Irvine .....</b>	<b>36</b>	<b>29</b>
UCLA .....	0	8
UC Riverside .....	8	7
<b>UC Santa Barbara .....</b>	<b>24</b>	<b>20</b>
UC San Diego .....	1	1
UNLV .....	7	32
U.S. International .....	4	6
USMC Depot .....	0	2
Utah .....	2	9
<b>Utah State .....</b>	<b>14</b>	<b>27</b>
Washington .....	1	0
Weber State .....	1	3
West Texas State .....	1	0
Western Illinois .....	1	0
Western Washington .....	1	0
Westmont .....	4	2
Westminster (PA) .....	0	1
Westminster (UT) .....	1	0
Whittier College .....	1	1
Wichita State .....	0	3
William & Mary .....	0	1
Wisconsin-Green Bay .....	0	1
Wisconsin-Parkside .....	2	1
Wyoming .....	0	3
<b>Totals</b> .....	<b>495-</b>	<b>548</b>


bold face = 1998-99 opponent



# ALL-TIME DIV. I ROSTER


(Players who appeared in at least one game beginning with the 1974-75 season)

PLAYER	Conference Season
Adair, Bobby .....	'88
Ahsmuhs, Kevin .....	'91, '92
Alfajara, Jerry .....	'81
Amos, Fred .....	'94, '95
Anderson, Keith .....	'76, '77, '78, '79
Anderson, Michael .....	'81, '82
Anderson, Van .....	'88, '89, '90
Archie, Jerome .....	'98
Baker, Lamar .....	'82
Ball, Lance .....	'80, '81
Barrios, George .....	'78, '79, '80, '81
Bell, John .....	'81
Bell, Marcus .....	'91
Bernard, DiJon .....	'93
Berry, Franklin .....	'79, '80
Bloodworth, Michael .....	'91
Blow, Vincent .....	'85, '86, '87, '88
Boagni, Kerry .....	'85, '86
Bogdanowicz, Jim .....	'75
Bonner, Duane .....	'75
Boothe, Bob .....	'82, '83
Boskovich, Paul .....	'75



Bowen, Bruce .....	'90, '91, '92, '93
Bowland, Kevin .....	'79
Bunch, Greg .....	'75, '76, '77, '78
Burt, Reggie .....	'77
Caldwell, Matt .....	'98
Caldwell, Ron .....	'90, '91
Calvin, Brent .....	'88, '89
Ceballos, Cedric .....	'89, '90
Ceballos, Chris .....	'86, '87
Cherry, Doug .....	'81
Clardy, Patrick .....	'85
Clarke, Jeff .....	'83
Corvin, Tom .....	'78
Crane, Dareck .....	'90
Cunningham, Jason .....	'98
Dade, Chris .....	'95, '96, '97, '98
Daniels, Donny .....	'75, '76
Davis, Gary .....	'82, '83, '84, '85
Davis, Kerry .....	'76, '77
Davis, Stan .....	'80
Dwyer, Tim .....	'75, '76
Elwood .....	'77
Fish, Bill .....	'83

PLAYER	Conference Season
Fletcher, Darnell .....	'84
French, James .....	'94, '95
Frigout, David .....	'94, '95
Fruhworth, Al .....	'75, '76
Fuller, Craig .....	'83
Gilbert, Paul .....	'79
Gilreath, David .....	'81, '82
Green, J.D. ....	'91, '92
Green, Victor .....	'81, '82
Hall, John .....	'81, '83
Hamilton, Alexander .....	'86, '87
Harmon, Ike .....	'98
Harrison, Dave .....	'95
Hart, Jason .....	'90
Hawthorne, George .....	'82
Heenan, Kevin .....	'76, '77, '78, '79
Henderson, Kevin .....	'84, '85, '86




Hill, Mark .....	'89, '90
Hill .....	'75
Hinkle, Andy .....	'95, '96, '97
Hooper, Ray .....	'93
Horger, John .....	'75, '76
Jackson, Eugene .....	'85, '86, '87, '88
Jarrett, Kenroy .....	'96, '98
Jones, Andrew .....	'75, '76
Jones, Derek .....	'87, '89
Jones, Ozell .....	'83, '84
Kemp, Kim .....	'92, '93
Kerian, Jason .....	'91
King, Josh .....	'94
Knight, Michael .....	'80
LaVallee, Bruce .....	'80
Leary, Don .....	'93
Leighton, Josh .....	'97
Lewis, Rashone .....	'89
Linden, Mike .....	'78

PLAYER	Conference Season
Little, Darren .....	'94
Logan, Jeff .....	'83
Losner, Bob .....	'76
McCarthy, Steve .....	'78
Meeks, Geoff .....	'98
Metoyer, Sharif .....	'93
Miller, Bill .....	'76, '77
Miller, R. ....	'77
Miller, Oval .....	'87, '88
Mixon, Ricky .....	'82, '83
Moeller, Gary .....	'84, '85
Moody, David .....	'86, '87, '88, '89
Moos, Randal .....	'88, '89
Morgan, Tom .....	'78, '79, '80
Morton, Richard .....	'85, '86, '87, '88
Nash, Gary .....	'75
Nayab, Ali .....	'96, '97
Neal, Tony .....	'82, '83, '84, '85
Neeley, Joe .....	'89
Ng, David .....	'96, '97
Niles, Mike .....	'77, '78, '79
Overton, Chuck .....	'95, '96
Palm, Greg .....	'78
Parada, Tom .....	'90, '91
Patterson, Darrell .....	'82



Peterson, Winston .....	'94, '95
Pitts, Carl .....	'86
Plock, Dane .....	'97, '98
Polee, Richard .....	'79
Rassloff, Dirk .....	'96, '97
Ray, Stan .....	'80
Ree, Tyrone .....	'87, '88
Richardson, Mark .....	'96, '97, '98
Roberts, Calvin .....	'79, '80
Robinson, Danny .....	'94, '95
Rohde, Dave .....	'78, '79
Roper, Daryl .....	'77, '78, '79, '80
Samuelson, Jon .....	'84
Sanders, Corey .....	'98
Satalowich, Todd .....	'92, '93, '94
Seeley, Oliver .....	'83, '84

PLAYER	Conference Season
Shannon, Bill .....	'77
Shaw, Steve .....	'77, '78
Sheahan, Casey .....	'93
Shepard, DeWayne .....	'83, '85
Small, Joe .....	'91, '92
Smith, Dennis .....	'80
Smith, Rodney .....	'87
Spears, Kenny .....	'85
St. Clair, Chris .....	'94, '95, '96, '97, '98
Standley, Bryant .....	'85
Stephens, Keith .....	'81, '82
Sunderland, Aaron .....	'92, '93
Sykes, John .....	'88, '89, '90
Toliver, Andre .....	'92, '93
Turner, Henry .....	'85, '86, '87, '88
Tyson, Wyki .....	'97, '98
Vaughn, Marlon .....	'88, '89, '90
Vernon, Greg .....	'91, '92, '93, '94
Vetter, Darrell .....	'82
Ward, Agee .....	'90, '91, '92
Wear, Dave .....	'81
Webster, Herman .....	'86, '87
Welch, Jerome .....	'77
Whitehead, Craig .....	'97, '98
Wight, Tom .....	'80
Wilhite, Aaron .....	'90, '91
Wilkes, Johnny .....	'83, '84
Williams, Benson .....	'88
Williams, Carl .....	'84
Williams, Jeff .....	'78
Williams, John .....	'95
Williams, John .....	'96, '97



Williams, Sean .....	'92, '93
Williams, Wayne .....	'89, '90, '91
Williamson, Tee .....	'86
Wood, Brian .....	'92
Wood, Leon .....	'82, '83, '84
Woolridge, Chauncey .....	'92
Wright, DeVaughn .....	'95, '96, '97, '98
Wright, Steve .....	'75
Yezbak, George .....	'84, '85
Young, Taras .....	'75



Cal State Fullerton has been well represented at the professional level despite the relative youth of the intercollegiate basketball program. Seven Titans have been drafted in the past 16 years and several more players have signed as free agents with the National Basketball Association.



**Cedric Ceballos of the '97-98 Phoenix Suns**

contest in 1992 with his blind-folded "hocus pocus" act and scoring a phenomenal number of points when Charles Barkley was injured. Ceballos' absence due to another injury may have swung the tide toward the Chicago Bulls in the 1994 playoffs.

A Fullerton teammate of Ceballos' -- forward Bruce Bowen -- was a pleasant surprise during the 1997-98 season for Coach Rick Pitino and the Boston Celtics, starting nine times in 61 appearances and averaging 5.6 points and 2.9 rebounds while playing several positions. He had played briefly in 1996-97 with the Miami Heat for Coach Pat Riley after two productive and profitable seasons in France. In Evreux, France, he averaged more than 29 points per game.


The Titans hit it big in 1984 when two players made NBA rosters -- guard Leon Wood with Philadelphia and center Ozell Jones with San Antonio. Each was subsequently traded more than once. Wood completed a 6-year NBA career with Sacramento on Christmas Eve, 1990. He played last in the CBA and in France and toured with Magic Johnson's All-Stars. He has spent the last two seasons as an NBA referee, only the second former NBA player to make that transition. Wood began his post-Titan career as the point guard on the United States' gold-medal 1984 Olympic team under Coach Bob Knight.

Other former Titans in and out of the NBA and CBA during the past few years were 1988 graduates Richard Morton and Henry Turner. Morton started the 1988-89 season with Indiana and later played with Golden State. Turner, who was a teammate of Morton's in the CBA, spent much of the 1989-90 season with Sacramento. Morton was one of the top scorers in the CBA the past few seasons and has made the league's all-star team.

Guard Aaron Sunderland, a 1993 product, has done well in

The most prominent Titan of late has been forward Cedric Ceballos. He became one of the league's top scorers for the Los Angeles Lakers and made the NBA All-Star team for 1994-95 but was unable to play due to an injury. He has since played for both Phoenix and Dallas.

During four years with the Suns, he was known primarily for two things: winning the NBA slam-dunk




**Bruce Bowen of the '97-98 Boston Celtics**

the CBA and 1994-95 products Winston Peterson and David Frigout are playing in Europe. J. D. Green (1990-92) has become a star in Australia.

Other Titans to play in the NBA include guard Kevin Henderson, who played with Golden State and Cleveland; forward Mike Niles with Phoenix; and forward Greg Bunch with the New York Knicks. Foreign leagues have featured center Herman (Demone) Webster, forward Kerry Boagni and sharpshooter Kevin Heenan to name a few.

Other players drafted in the 1980s were Ricky Mixon (Lakers), Tony Neal (Lakers) and Boagni (Utah Jazz).

Sean Williams has gained fame first as an actor ("Blue Chips") and recently as a member of the Harlem Globetrotters, for whom he gained the Guinness Book of World Records by dunking on a basket 11 feet, 8 inches off the floor.



**Leon Wood with the New Jersey Nets**



# TITANS IN THE N.B.A.

## Titan Career Stats of NBA Players and Draftees

**Greg Bunch -- New York Knicks, 1978, 2nd round**

Years	G	FG-Att	Pct.	FT-Att	Pct.	Reb.	Avg.	Pts.	Avg.
'75-78	100	597-1124	.537	295-422	.699	785	7.9	1489	15.0

**Mike Niles -- Phoenix Suns, 1980, free agent**

Years	G	FG-Att	Pct.	FT-Att	Pct.	Reb.	Avg.	Pts.	Avg.
'77-79	82	422-828	.510	170-29	.569	502	6.1	1,014	12.4

**Ricky Mixon -- Los Angeles Lakers, 1983, 8th round**

Years	G	FG-Att	Pct.	FT-Att	Pct.	Reb.	Avg.	Pts.	Avg.
'82-83	59	396-827	.478	60-76	.789	89	1.5	855	14.5

**Ozell Jones -- San Antonio Spurs, 1984, 4th round**

Years	G	FG-Att	Pct.	FT-Att	Pct.	Reb.	Avg.	Pts.	Avg.
'83-84	58	263-487	.540	96-188	.511	479	8.3	622	10.7

**Leon Wood -- Philadelphia 76ers, 1984, 1st round**

Years	G	FG-Att	Pct.	FT-Att	Pct.	Reb.	Avg.	Pts.	Avg.
'82-84	91	654-1366	.479	540-666	.811	207	2.3	1876	20.6

**Tony Neal -- Los Angeles Lakers, 1985, 6th round**

Years	G	FG-Att	Pct.	FT-Att	Pct.	Reb.	Avg.	Pts.	Avg.
'82-85	117	546-1094	.499	235-439	.535	1115	9.5	1327	11.3

**Kerry Boagni -- Utah Jazz, 1986, 5th round**

Years	G	FG-Att	Pct.	FT-Att	Pct.	Reb.	Avg.	Pts.	Avg.
'85-86	56	285-677	.421	59-87	.678	246	4.4	657	11.7

**Kevin Henderson -- Cleveland Cavaliers, 1986, 3rd round**

Years	G	FG-Att	Pct.	FT-Att	Pct.	Reb.	Avg.	Pts.	Avg.
'84-86	73	368-721	.510	205-271	.756	144	2.0	981	13.4

**Richard Morton -- Indiana Pacers, 1988, free agent**

Years	G	FG-Att	Pct.	FT-Att	Pct.	Reb.	Avg.	Pts.	Avg.
'85-88	113	642-1417	.453	281-347	.810	292	2.6	1705	15.1

**Henry Turner -- Seattle Supersonics, 1988, free agent**

Years	G	FG-Att	Pct.	FT-Att	Pct.	Reb.	Avg.	Pts.	Avg.
'85-88	114	513-1099	.467	278-413	.673	630	5.5	1329	11.7

**Cedric Ceballos -- Phoenix Suns, 1990, 2nd round**

Years	G	FG-Att	Pct.	FT-Att	Pct.	Reb.	Avg.	Pts.	Avg.
'89-90	58	488-1054	.463	261-389	.671	618	10.7	1284	22.1

**Bruce Bowen -- Cleveland Cavaliers, 1995, free agent**


Years	G	FG-Att	Pct.	FT-Att	Pct.	Reb.	Avg.	Pts.	Avg.
'90-93	101	384-887	.433	344-495	.695	559	5.5	1155	11.4

## Retired Cal State Fullerton Basketball Jerseys

**Greg  
Bunch**

***Titans***  
**30**




PCAA Co-Player of the Year in 1976. Led Titans to the championship of the 1978 PCAA Tournament and within a bucket of the Final Four. Played briefly with the Knicks. Now an executive with DirecTV.



**Leon  
Wood**

***Titans***  
**20**

*The Sporting News* All-American and Olympic gold medalist in 1984. Led the nation in assists and in three years established most school scoring records. Played several years in the NBA and now a ref.





Obstacles and adversity. Grass-roots support and coaches with "sandwich board" signs. Stunning upsets and courageous performances. All have been a part of Cal State Fullerton athletics as "Titan Pride" has taken limited resources to athletic successes disproportionate to such a young institution.

How many universities can claim 11 national championships in seven different sports, a perennial All-Star third baseman, baseball players and men and women basketball players in the Olympics, two rookies in the Super Bowl, a Miss America candidate, the subject matter of a Walt Disney feature film and the first player selected in the major league draft?

The tenor was set by the first intercollegiate team - men's basketball. In only their second season, the Titans of Coach Alex Omalev advanced five rounds into the NAIA national playoffs in 1961-62. Sixteen seasons later, the entire nation watched another "cinderella" Titan Five advance within one victory of the "Final Four" as Bobby Dye's 1977-78 team won the Pacific Coast Athletic Association post-season tournament and then beat nationally ranked New Mexico and USF to gain the finals of the NCAA Western Regional.

The basketball tradition, which included a women's national title in 1970 and Coach Billie Moore and star Nancy Dunkle on the women's 1976 Olympic team, was continued in 1984 as Leon Wood helped the men to a gold medal before he became a first-round NBA draft choice. Coach George McQuarn's teams were usually factors in the PCAA race and had




Carol Johnston, star of Disney film "Lefty."



The 1995 Cal State Fullerton baseball team celebrates at Rosenblatt Stadium in Omaha, Nebraska, after winning the third national championship in the program's history. The team, led by 1996 Olympians Mark Kotsay and Brian Loyd, went 57-9 and finished the season with an 18-game winning streak.

national Top 20 rankings and a victory over the nation's No. 1-ranked and undefeated team to their credit.

Fullerton, which seemingly specialized in last-second wins in 1988-89 behind 1995 NBA All-Star forward Cedric Ceballos, currently of the Dallas Mavericks, also has competed twice in the post-season NIT Tournament while the women have recently been in both the WNIT and NCAA fields. In 1991, Genia Miller was selected a Kodak All-America after ranking No. 2 in the nation in scoring and blocked shots and No. 7 in rebounding. She played for the L.A. Sparks (as Eugenia Ryclaw) in the WNBA in 1998. In 1993-94, Autumn Hollyfield was the nation's top 3-point field goal shooter and in 1994-95, Koko Lahanas led the nation in



Titan Gym was one of only three Orange County sites to serve as a venue for the 1984 Summer Olympics, hosting men's and women's team handball.



scoring. The women's program is now run by Denise Curry, a 1997 inductee into the Naismith Basketball Hall of Fame.

Gymnastics has brought Fullerton more fame. Former men's Coach Dick Wolfe won three NCAA college division titles (1971, 1972 and 1974) and had later teams in the Top Ten at the Division I level while winning 10 PCAA titles in a row. His 1987 squad was ranked No. 1 in the nation led by former Chinese Olympian Li Xiao Ping. Lynn Rogers began the women's program in 1976 and the Titans have finished sixth or better in the nation 12 times and won the national title in 1979. One-armed Carol Johnston was an All-American and star of the Disney film, "Lefty," while Tami Elliott (1984-86) won 10 All-American awards before becoming Miss Virginia and competing in the Miss America pageant.

With the arrival of Coach Augie Garrido, baseball exploded on the national scene. He broke the USC monopoly in the western regionals in 1975 and won the national title in 1979 behind the play of Tim Wallach, a five-time All-Star with Montreal. CSF won the College World Series again in 1984 behind CWS Most Valuable Player John Fishel. Garrido directed a national second-place finish in the 1992 and a key member of that team, third baseman Phil Nevin, was selected as the No. 1 pick in the amateur draft by the Houston Astros. (He's now catching for the Anaheim Angels). The Titans placed third in the CWS in 1994 and came back with their best season ever in 1995, posting a 57-9 mark en route to their third national championship, led by Player of the Year Mark Kotsay, who joined the Florida Marlins during the 1997 season.

Five baseball players have become Olympians with Kotsay and Brian Loyd joining the elite group by playing in 1996 for Team USA in Atlanta. Nevin, Jason Moler and Bob Caffrey are the other Olympians who have gone through the Fullerton baseball program.

Women have sparked on the Fullerton diamonds, too. Coach Judi Garman founded the softball program in 1980 and the Titans have been a powerhouse, making eight trips to the College World Series and 17 consecutive regional appearances. The Titans brought home their first NCAA Championship in 1986 and often have been ranked No. 1 in the country. The Titans last appeared at the Women's College World Series in 1995 and placed fifth.

There have been national titles in men's cross country (1971) and



Probably the most memorable game in the history of Titan Gym came on Feb. 24, 1983, when Fullerton defeated unbeaten and No. 1-ranked UNLV, 86-78, before an overflow crowd of 5,015 (capacity 4,200) that stormed the floor at the buzzer. Leon Wood, Ricky Mixon and Tony Neal led the way over Jerry Tarkanian's Rebels featuring Sidney Green and Larry Anderson.

women's fencing (1974) and individual standouts like golfer Martha Wilkerson, runner Mark Covert and wrestler Laszlo Molnar, who finished second in the nation at 167 pounds in 1994. Heather Killeen became the Titans' first Div. I cross country All-American in 1994 and then won three events at the 1995 Big West Conference track championships. She was one of 10 finalists for 1995 NCAA Woman of the Year.

The now-defunct football program made great strides in Division I-A after its humble Division II beginnings. Coach Gene Murphy guided the Titans to two conference championships and four runnersup finishes between 1983 and 1989. Titan products included Super Bowl rookies Bobby Kemp (Cincinnati in 1982) and Mark Collins (New York Giants in 1987). Titans have starred in the Canadian Football League led by single-season receiving record holder Allen Pitts of Calgary, 1995 MVP Mike Pringle of Baltimore and perennial quarterback star Damon Allen, the younger brother of Heisman Trophy winner Marcus Allen.

With the loss of the football program, Head Coach Al Mistri's soccer program has tried to fill the void in Titan Stadium. A new women's program was launched in 1993 and it coincided with a memorable men's season that saw the Titans move as high as No. 3 in the national rankings behind All-American forward Eddie Soto and compete at the NCAA Final Four in Davidson, North Carolina. The 1994 team advanced to the NCAA quarterfinals after hosting and winning in the first two rounds and the 1996 team upset No. 1-ranked UCLA in the first round.



## INDIVIDUAL, GAME

**Most Points:** 45, Jon Brettman vs. Luke AFB, 12/12/60  
**Most Points (Div I):** 38, Richard Morton vs. UC Irvine, 1/7/88;  
**Most Field Goals:** 21, Jon Brettman vs. Luke AFB, 12/12/60  
**Most FGs (Div. I):** 15, Leon Wood vs. UCI, 3/3/84;  
 Cedric Ceballos at UCSB, 1/29/90  
**Most Field Goal Attempts:** 34, Leon Wood, vs. Fresno State, 2/9/84  
**Best Field Goal Percentage:** 1.000 (10 of 10), Tom Morgan vs. Utah State, 1/31/80  
**Most 3-Point Field Goals:** 8, Mark Hill vs. CS Northridge, 12/16/89  
 Don Leary at UCLA, 12/30/92  
**Most 3-Point Field Goal Attempts:** 18, Mark Hill at UNLV, 1/3/90  
**Best 3-Point FG Percentage:** .875 (7 of 8), Chris Dade vs. UC Irvine 1/13/96  
**Most Free Throws:** 17, Leon Wood vs. Texas-Arlington, 12/19/81  
**Most Free Throw Attempts:** 22, Leon Wood vs. Texas-Arlington, 12/19/81  
**Best FT Percentage:** 1.000 (14 of 14), Kevin Henderson vs. Texas Tech, 12/5/85  
**Most Rebounds:** 27, Kerry Davis vs. Central Michigan, 12/15/75  
**Most Assists:** 21, Leon Wood vs. Long Beach State, 1/8/83;  
 vs. UCSB, 3/3/83  
**Most Blocked Shots:** 8 Steve Shaw vs. Long Beach State, 3/4/78  
**Most Steals:** 9, Cedric Ceballos vs. San Jose State, 1/19/89

## INDIVIDUAL, SEASON

**Most Points:** 719, Leon Wood, 1983-84  
**Best Scoring Average:** 27.4, Leonard Guinn, 1963-64  
**Best Scoring Average (Div. I):** 24.0, Leon Wood, 1983-84  
**Most Field Goals:** 259, Edgar Clark, 1961-62  
**Most Field Goal Attempts:** 589, Edgar Clark, 1961-62  
**Best Field Goal Percentage:** .594 (111 of 187), Herman Webster, 1985-86  
**Most 3-Point Field Goals:** 89, Don Leary, 1992-93  
**Most 3-Point Field Goal Attempts:** 201, Don Leary, 1992-93  
**Best 3-Point Field Goal Percentage:** .443, Don Leary (89 of 201), 1992-93  
**Most Free Throws Made:** 211, Leon Wood, 1983-84  
**Most Free Throw Attempts:** 257, Leon Wood, 1983-84  
**Best Free Throw Percentage:** .876 (78 of 89), Joe Small, 1991-92  
**Most Consecutive Free Throws:** 37, Kevin Henderson, 1985-86  
**Most Fouls:** 111, Tony Neal, 1983-84  
**Most Rebounds:** 362, Cedric Ceballos, 1989-90  
**Best Rebound Average:** 12.5, Cedric Ceballos, 1989-90  
**Most Assists:** 319, Leon Wood, 1982-83  
**Best Assist Average:** 11.0, Leon Wood, 1982-83  
**Most Turnovers:** 115, Leon Wood, 1981-82  
**Most Blocked Shots:** 66, Sean Williams, 1992-93  
**Most Steals:** 74, Tony Neal, 1984-85

## INDIVIDUAL, CAREER

**Most Points:** 1,876, Leon Wood, 1981-84  
**Best Scoring Average:** 22.1, Cedric Ceballos, 1988-90  
**Most Field Goals:** 654, Leon Wood, 1981-84  
**Most Field Goal Attempts:** 1,477, Leon Wood, 1981-84  
**Best Field Goal Percentage:** .573, Herman Webster, 1985-87  
**Most 3-Point Field Goals:** 191, Chris Dade, 1994-98  
**Most 3-Point Field Goal Attempts:** 541, Chris Dade, 1994-98  
**Best 3-Point Field Goal Percentage:** .402 (140 of 348), Richard Morton, 1984-88

**Most Free Throws:** 540, Leon Wood, 1981-84  
**Most Free Throw Attempts:** 666, Leon Wood, 1981-84  
**Best Free Throw Percentage:** .846, Joe Small, 1990-92  
**Most Rebounds:** 1,115, Tony Neal, 1981-85  
**Most Assists:** 744, Leon Wood, 1981-84  
**Most Blocked Shots:** 115, Tony Neal, 1981-85  
**Most Steals:** 265, Tony Neal, 1981-85

## TEAM GAME

**Most Field Goals:** 49, vs. Chapman College, 1/8/72;  
 vs. US International, 12/11/85  
**Most Field Goal Attempts:** 104 vs. Loyola Marymount, 12/18/71  
**Best FG Percentage:** .682 (30 of 44), vs. McNeese State, 11/25/83  
 .682 (30 of 44), vs. Utah State, 2/3/90  
**Best Field Goal Percentage, Half:** .800 (20 of 25)  
 vs. Hawaii, 11/27/83  
**Worst Field Goal Percentage:** .232 (13 of 56),  
 vs. San Jose State, 2/21/81  
**Worst Field Goal Percentage, Half:** .086 (2 of 23)  
 vs. San Jose State, 2/21/81  
**Most 3-Point Field Goals:** 12, vs. UC Irvine, 2/21/91  
**Most 3-Point Field Goal Attempts:** 31, at UNLV, 1/3/90  
**Best 3-Point FG Percentage:** .778 (7 of 9), vs. Boise St., 3/6/98;  
 .714 (10 of 14), vs. UC Irvine, 1/13/96  
**Most Free Throws:** 40, vs. CSU Long Beach, 3/5/88  
**Most Free Throw Attempts:** 50, vs. Long Beach, 3/5/88.  
**Best Free Throw Pct.:** 1.000 (12 of 12) vs. Pepperdine, 12/12/91;  
 (11 of 11), vs. San Jose State, 2/18/82  
**Most Rebounds:** 68, vs. Central Michigan, 12/15/75  
**Most Assists:** 33, vs. Portland State, 12/13/78  
**Most Fouls:** 36, vs. Utah State (OT), 1/22/87  
**Most Turnovers:** 29, at Tulsa, 11/28/90;  
 vs. New Mexico St., 1/8/94; vs. New Mexico State, 2/2/95  
**Most Points:** 128, vs. Chapman College, 1/8/72  
**Most Pts. vs. Div. I Opponent:** 117, vs. U.S. International, 12/11/85  
**Most Points, Losing Effort:** 96,  
 vs. Cal Poly Pomona (103-96), 12/20/63  
 vs. Westmont (115-96), 12/8/64  
**Most Points, Both Teams:** 216 - CSF 128, Chapman 88, 12/4/71  
**Most Points Allowed:** 120, at UCLA (91-120), 12/13/97  
**Fewest Points Scored:** 30, vs. Fresno State (51-30), 2/11/81  
**Fewest Points Allowed:** 35, at CSU Bakersfield (37-35), 1973-74;  
 vs. Azusa Pacific (74-35), 1976-77  
**Most Points Scored, Half:** 72, vs. U.S. International, 12/11/85  
**Fewest Points Scored, Half (since 1974-75):** 14,  
 vs. Fresno State (1st), 2/11/81; at San Jose State (1st), 2/21/81  
**Fewest Points Scored, 2nd Half (since 1974-75):** 16,  
 vs. Fresno State, 2/11/81  
**Largest Winning Margin:** 52, vs. Seattle (91-39), 1985-86  
**Largest Winning Margin, Conference game:** 31,  
 vs. New Mexico State (84-53), 1/30/85  
**Largest Losing Margin:** 59, vs. U.S. International (91-32), 1964-65  
 (since 1974-75): 50, at Utah (108-58), 12/27/95  
**Largest Losing Margin, Conference game:** 32,  
 at Utah State (103-71), 2/11/95  
 vs. New Mexico State (106-74), 2/2/95

## TEAM SEASON

**Most Points:** 2,391, in 1977-78  
**Most Field Goals:** 955, in 1977-78  
**Most Field Goal Attempts:** 2,078, in 1961-62



# RECORD BOOK

**Best Field Goal Percentage:** .498, in 1976-77  
**Most 3-Point Field Goals:** 193, 1996-97  
**Most 3-Point Field Goal Attempts:** 551, 1996-97  
**Best 3-Point Field Goal Percentage:** .436, 1984-85 (44 of 101)  
**Most Free Throws:** 568, in 1960-61  
**Most Free Throw Attempts:** 842, in 1960-61

**Best FT Pct.:** .732 (451 of 616), in 1991-92  
**Most Wins:** 24, in 1961-62  
**Most Losses:** 25, in 1964-65  
**Best Won-Lost Pct.:** .774 in 1961-62  
**Longest Win Streak:** 10, in 1970-71  
**Longest Home Win Streak:** 26, 1/23/82 thru 1/21/84

**Longest Losing Streak:** 16, in 1964-65  
**Most Blocked Shots:** 127, in 1988-89  
**Most Assists:** 566, in 1977-78  
**Most Steals:** 261, in 1985-86  
**Most Turnovers:** 483, in 1997-98  
**Most Fouls:** 725, in 1985-86  
**Most Disqualifications:** 33, in 1980-81

## Single-Season Leaders

### Most Points

Leon Wood	'83-84	719
Cedric Ceballos	'89-90	669
Richard Morton	'87-88	639
Leon Wood	'81-82	631
Cedric Ceballos	'88-89	615
Joe Small	'90-91	610
Richard Morton	'86-87	553
Mark Hill	'89-90	529
Leon Wood	'82-83	526
Kevin Henderson	'84-85	518

### Scoring Average

Leon Wood	'83-84	24.0
Cedric Ceballos	'89-90	23.1
Richard Morton	'87-88	22.0
Joe Small	'90-91	21.8
Cedric Ceballos	'88-89	21.2

### Rebounds

Cedric Ceballos	'89-90	362
Tony Neal	'84-85	326
Tony Neal	'82-83	289
Ozell Jones	'84-84	272
Tony Neal	'81-82	264

### Rebound Average

Cedric Ceballos	'89-90	12.5
Tony Neal	'84-85	11.2
Tony Neal	'82-83	10.0
Calvin Roberts	'79-80	9.5
Ozell Jones	'83-84	9.4

### Assists

Leon Wood	'82-83	319
Leon Wood	'81-82	237
Wayne Williams	'89-90	209
Michael Linden	'77-78	204
Leon Wood	'83-84	188

### Assist Average

Leon Wood	'82-83	11.0
Leon Wood	'81-82	7.4
Wayne Williams	'89-90	7.2
Aaron Sunderland	'91-92	6.5
Wayne Williams	'77-78	6.4

### Field Goal Percentage

Herman Webster	'85-86	.594
David Moody	'89-90	.587
Agee Ward	'91-92	.562
Tony Neal	'83-84	.557
Herman Webster	'86-87	.5533

### Free Throw Percentage

Joe Small	'91-92	.876
Richard Morton	'87-88	.843
Ali Nayab	'96-97	.836
Joe Small	'90-91	.829
Leon Wood	'83-84	.821

### Blocked Shots

Sean Williams	'92-93	66
Derek Jones	'88-89	56
Sean Williams	'91-92	41
Tony Neal	'83-84	40
John Sykes	'88-89	38

All Records for Division I Seasons Only  
(1974-75 to present)

## Career Leaders

### Most Points

Leon Wood	'81-84	1,876
Richard Morton	'84-88	1,705
Chris Dade	'94-98	1,496
Greg Bunch	'73-78	1,489
Henry Turner	'84-88	1,329
Tony Neal	'81-85	1,327
Cedric Ceballos	'88-90	1,284
Keith Anderson	'75-79	1,240
Gary Davis	'81-85	1,165
Kevin Heenan	'75-79	1,163
Bruce Bowen	'89-93	1,155
Mark Hill	'88-90	1,040
Agee Ward	'89-92	1,017
Mike Niles	'75-79	1,014
Joe Small	'90-92	1,011

### Scoring Average

Cedric Ceballos	'88-90	22.1
Leon Wood	'81-84	20.6
Joe Small	'90-92	18.4
Mark Hill	'88-90	17.9
Dave Wear	'80-81	17.7

### Rebounds

Tony Neal	'81-85	1,115
Greg Bunch	'74-78	785
Henry Turner	'84-88	630
Cedric Ceballos	'88-90	618
Agee Ward	'89-92	563
Bruce Bowen	'89-93	559
Mike Niles	'75-78	502
Calvin Roberts	'78-80	496
Ozell Jones	'82-84	479
Vincent Blow	'84-88	435

### Blocked Shots

Tony Neal	'81-85	115
Sean Williams	'91-93	107
Derek Jones	'86-87, 88-89	78
Bruce Bowen	'89-93	71
Ozell Jones	'82-84	61
Kim Kemp	'91-93	55
John Sykes	'87-90	55

### Assists

Leon Wood	'81-84	744
Wayne Williams	'88-91	537
Keith Anderson	'75-79	393
Eugene Jackson	'84-88	351
Aaron Sunderland	'91-93	339

### Field Goal Percentage

Herman Webster	'85-87	.573
Kerry Davis	'75-77	.548
Calvin Roberts	'78-80	.545
Ozell Jones	'82-84	.540
Greg Bunch	'74-78	.537

### Free Throw Percentage

Joe Small	'90-92	.846
Leon Wood	'81-84	.811
Richard Morton	'84-88	.810
Dave Wear	'80-81	.791
Kevin Heenan	'75-79	.790
Kevin Henderson	'83-86	.756



## 3-Point Field Goals

(rule in effect 1982-83 and since 1984-85 season)

### Individual, Game

#### Best Percentage:

.875 ..... Chris Dade, 1/13/96, vs. UC Irvine (7 of 8)  
(minimum 5 made per game)

#### Most Made

8 (of 12) Mark Hill vs. CSU Northridge, 12/16/89  
8 (of 15) Don Leary at UCLA, 12/30/92  
7 (of 8) Chris Dade vs. UC Irvine, 1/13/96  
7 (of 11) Mark Hill at Utah State, 2/16/89  
7 (of 12) Don Leary vs. Chapman, 12/23/92  
6 (of 9) Chris St. Clair vs. UCSB, 3/1/97  
6 (of 9) Chris St. Clair vs. New Mex. St., 2/6/97  
6 (of 9) Joe Small vs. Colorado State, 12/29/90  
6 (of 9) Mark Hill vs. New Mexico St., 1/3/89  
6 (of 10) Chris St. Clair at Loyola-Ill., 12/30/97  
6 (of 10) Chris St. Clair vs. LMU, 11/29/97  
6 (of 10) Don Leary vs. UNLV, 3/6/93  
6 (of 10) Kerry Boagni at New Mexico St., 1/30/86  
6 (of 11) Chris Dade at Cal Poly SLO, 2/26/98  
6 (of 11) Chris St. Clair vs. Cal Poly SLO, 2/27/97  
6 (of 11) Joe Small vs. Drake, 12/28/91  
6 (of 12) Chris Dade vs. North Texas, 2/8/97  
6 (of 12) Don Leary vs. Houston, 2/10/93  
6 (of 12) Joe Small vs. UNLV, 3/2/91

### Team, Game

#### Best Percentage

.778 vs. Boise State, 3/6/98 (7 of 9)  
.714 vs. UC Irvine, 1/13/96 (10 of 14)

#### Most Made

12 vs. UC Irvine, 2/13/97  
12 vs. UC Irvine, 2/21/91  
11 vs. New Mexico State, 2/6/97  
11 vs. Cal State Northridge, 12/16/89  
10 13 times, most recnetly  
12/13/97 at UCLA

#### Most Attempts

31 at UNLV, 1/3/90  
30 vs. Cal Poly SLO, 1/31/98  
30 vs. North Texas, 2/8/97  
28 at UCLA, 12/13/97  
28 vs. New Mexico State, 2/6/97  
28 vs. Long Beach State, 1/28/95  
27 at Pacific, 2/20/97  
27 at Nevada, 2/15/97  
27 at UCLA, 12/23/89  
26 at New Mexico State, 1/8/98  
26 vs. UC Irvine, 2/13/97  
26 vs. Utah State, 1/23/97  
25 at Idaho, 1/30/97  
25 vs. UCSB, 2/3/96  
25 vs. Pacific, 3/8/91  
25 vs. UC Irvine, 2/21/91

#### Most Attempts

18 Mark Hill at UNLV, 1/3/90  
15 Don Leary at UCLA, 12/30/92  
13 Don Leary at Drake, 12/12/92  
13 Mark Hill vs. Wyoming, 12/30/89  
13 Richard Morton at Montana, 12/2/87  
12 Chris Dade vs. North Texas, 2/8/97;  
vs. UC Santa Barbara, 2/3/96  
12 Don Leary vs. Chapman, 12/23/92  
12 Joe Small at Butler, 12/3/91;  
vs. UNLV, 3/2/91;  
at San Jose State, 1/14/91;  
vs. San Jose State, 1/9/91;  
at Fresno State, 1/2/91  
12 Mark Hill vs. CSU Northridge, 12/16/89;  
vs. Fresno State, 2/25/89  
12 Richard Morton at Weber State, 12/4/87

### Opponents, Game

#### Best Percentage

.667 at UC Irvine, 2/6/88 (10 of 15)

#### Most Made

15 vs. Houston, 2/10/93  
14 at Pacific, 1/24/98  
14 vs. Loyola Marymount, 11/29/97  
14 vs. Boise State, 3/6/98  
14 at UC Irvine, 2/24/90  
13 at UC Irvine, 2/24/94  
13 at UC Irvine, 2/11/89  
12 vs. New Mexico State, 2/6/97  
12 at Boise State, 2/1/97  
12 vs. Pacific, 1/4/96  
11 vs. Cal Poly SLO, 2/27/97  
11 vs. Pacific, 2/23/89  
10 seven times, most recently  
12/30/96 vs. Columbia

#### Most Attempts

35 vs. Columbia, 12/30/96  
32 vs. Boise State, 3/6/98  
31 at Boise State, 2/1/97  
30 vs. Pacific, 1/4/96  
29 vs. Cal Poly SLO, 2/27/97  
29 vs. Pacific, 1/22/94  
28 at North Texas, 1/10/98  
28 vs. Houston, 2/10/93  
28 at UNLV, 1/2/903  
27 vs. Mississippi Valley St., 12/15/90  
27 vs. Loyola Marymount, 11/29/97  
26 six times, most recently  
at Nevada, 1/17/94

### Individual, Season

#### Best Percentage:

.443 .... Don Leary, 1992-93 (89 of 201)  
(minimum 1 made per team game)

#### Most Made

89 Don Leary ..... 1992-93  
75 Joe Small ..... 1990-91  
75 Mark Hill ..... 1988-89  
70 Mark Hill ..... 1989-90  
66 Richard Morton ..... 1987-88  
61 Richard Morton ..... 1986-87  
58 Chris St. Clair ..... 1997-98  
56 Chris Dade ..... 1996-97  
56 Chris St. Clair ..... 1996-97  
55 Joe Small ..... 1991-92

#### Most Attempts

201 Don Leary ..... 1992-93  
193 Joe Small ..... 1990-91  
186 Mark Hill ..... 1989-90  
180 Mark Hill ..... 1988-89  
166 Chris Dade ..... 1996-97  
163 Richard Morton ..... 1987-88  
153 Richard Morton ..... 1986-87  
151 Chris St. Clair ..... 1997-98  
150 Joe Small ..... 1991-92  
148 Chris Dade ..... 1997-98  
148 Chris St. Clair ..... 1996-97

### Individual, Career

#### Best Percentage:

.402 ... Richard Morton, 1984-88 (140 of 348)  
(minimum 1 made per team game)

#### Most Made


191 Chris Dade ..... 1994-95/ 97-98  
185 Chris St. Clair ..... 1993-94/ 97-98  
145 Mark Hill ..... 1988-89/ 89-90  
140 Richard Morton .... 1984-85/ 87-88  
130 Joe Small ..... 1990-91/ 91-92  
105 Wayne Williams .. 1988-89/ 90-91  
89 Don Leary ..... 1992-93  
68 James French ..... 1993-94/ 94-95  
65 Dane Plock ..... 1996-97/ 97-98  
47 Cedric Ceballos .... 1988-89/ 89-90

#### Most Attempts

541 Chris Dade ..... 1994-95/ 97-98  
511 Chris St. Clair ..... 1993-94/ 97-98  
366 Mark Hill ..... 1988-89/ 89-90  
348 Richard Morton .... 1984-85/ 87-88  
343 Joe Small ..... 1990-91/ 91-92  
290 Wayne Williams .. 1988-89/ 90-91  
211 James French ..... 1993-94/ 94-95  
201 Don Leary ..... 1992-93  
190 Dane Plock ..... 1996-97/ 97-98  
154 Cedric Ceballos .... 1988-89/ 89-90




# RADIO-TV ROSTER




**3 Mark Murphy**

G Jr. 6-0 185  
Phoenix, AZ  
Glendale CC




**5 Ike Harmon**

F Jr. 6-7 190  
Santa Ana  
S.A. Valley HS




**14 Kenroy Jarrett**

F Jr. 5-11 160  
29 Palms  
29 Palms HS




**15 Danny Italiano**

G Fr. 6-5 190  
Jerusalem, Israel  
Israeli Army




**21 Jason Cunningham**

G/F Sr. 6-5 200  
Los Alamitos  
Fullerton JC




**22 Kito Patterson**

G Jr. 6-3 205  
Carson  
Bakersfield JC




**25 Brandon Campbell**

G/F Fr. 6-4 205  
St. Louis, MO  
Cardinal Ritter HS




**33 Matt Donahue**

G Fr. 6-1 170  
Rancho Cucamonga  
Etiwanda HS




**34 Josh Helbig**

G/F Fr. 6-5 195  
Belleville, IL  
E. Belleville HS




**40 Josh Fischer**

F/C Fr. 6-9 210  
La Habra  
La Habra HS




**42 Mark Richardson**

F/C Sr. 6-7 215  
Fort Wayne, IN  
Bishop Dwenger HS




**44 Mitch Deve'**

C Fr. 7-2 290  
Albuquerque, NM  
La Cueva HS




**50 Matt Caldwell**

C So. 6-8 220  
Peoria, AZ  
Centennial HS



**Bob Hawking**  
Head Coach

CSU Northridge '71  
5th year



**Todd Johnson**  
Assistant Coach

Oklahoma '91  
2nd year




**Bob Thornton**  
Assistant Coach

UC Irvine '98  
1st year



**Rich Bossenmeyer**  
Assistant Coach

CSU Fullerton '89  
1st year



**Brent Smedley**  
Athletic Trainer

CSU Fullerton '96  
2nd year





# titan schedule

Mon.	Nov.	16	at Kansas State	8:00	Thu.	Jan.	21	Long Beach State*	7:05
Sat.	Nov.	21	San Diego State	7:05	Sat.	Jan.	23	Pacific*	7:05
Sat.	Nov.	28	Pepperdine	7:05	Thu.	Jan.	28	at UC Santa Barbara*	7:00
Wed.	Dec.	2	at Loyola Marymount	7:05	Sat.	Jan.	30	at Cal Poly SLO*	2:00
Sat.	Dec.	5	Saint Mary's	7:05	Thu.	Feb.	4	Utah State*	7:05
Thu.	Dec.	10	Montana State	7:05	Sat.	Feb.	6	at UC Irvine*	7:05
Sat.	Dec.	12	at Saint Louis	1:05	Thu.	Feb.	11	at Nevada*	7:35
Sat.	Dec.	19	at Portland	7:05	Sat.	Feb.	13	UC Irvine*	7:05
Tue.	Dec.	22	Quincy	7:05	Thu.	Feb.	18	at Pacific*	7:00
Sun.	Dec.	27	at San Jose State	2:00	Sat.	Feb.	20	at Long Beach State*	5:05
Thu.	Jan.	7	New Mexico State*	7:05	Thu.	Feb.	25	Cal Poly SLO*	7:05
Sat.	Jan.	9	North Texas*	7:05	Sat.	Feb.	27	UC Santa Barbara*	7:05
Thu.	Jan.	14	at Idaho*	7:05	Thu.	Mar.	4	at Big West Tournament in Reno	
Sat.	Jan.	16	at Boise State*	7:30					

\*Big West Conference games All times local



# in the hunt