


## OFFICE OF BUDGET & TREASURY MANAGEMENT

INFORMATION ON

THE UNIVERSITY • THE GENERAL FUND  
TRUST FUNDS • UNIVERSITY AUXILIARIES



**BUDGET BOOK  
2006/2007**



## President's Message



CALIFORNIA  
STATE  
UNIVERSITY,  
FRESNO

Members of the Campus Community:

I am pleased to present the California State University, Fresno Budget Book for fiscal year 2006-07. The tables and charts contained in this budget document provides both detail and summary data on the allocation of the General Fund budget for California State University, Fresno, for fiscal year 2006-07, as well as final budget and expenditure data for fiscal year 2005-06 for comparative purposes. This document also includes similar detail and summary budget/expenditure data on the Continuing Education, Health Center, Lottery, and Parking funds, as well as the budgets of the University Auxiliaries.

The Compact for Higher Education, which was created between the California State University system, the University of California system and the Governor of California, ensures predictable and stable funding over a six year period, commenced in fiscal year 2005-2006. The Compact enables the CSU to implement a comprehensive graduation initiative aimed at helping preserve access for its students seeking higher education.

Funding provided in the fiscal year 2006-07 budget represented the second year of the compact. The California State University System General Fund appropriation received represents the continuing investment needed to meet mandatory costs, enhance student access, provide financial aid and base compensation funding and restore core funding for technology, libraries, and deferred maintenance. At Fresno State, this translated into additional funding of \$12 million, which increased our total general fund budget to approximately \$202 million for 2006-07. A complete breakdown of this additional funding is included on page 10, entitled "2006-07 General Fund Allocation Changes".

In fiscal year 2005-06, the campus undertook a revision of our strategic plan – Plan for Excellence III (2006-2011), which was put into action during the 2006-07 fiscal year. Let me stress the importance of the strategic plan. As we approach the university's centennial in 2011, the strategic plan will serve as the blueprint for the transformation of the university.

Our strategic plan document summarizes the key elements of the plan, and outlines what we will achieve as the plan is implemented. It is available in its entirety both at [www.FresnoStateNews.com/plan](http://www.FresnoStateNews.com/plan), and in this Budget Book on pages 1-3. A brief report on the early progress on the campus master plan which outlines how the buildings and other physical aspects of the campus will reinforce our overall strategic plan, is also included on page 4 of this Budget Book.

Fresno State is moving ahead. We have a bold vision for the future. Our momentum is gaining as we refine our strategic and campus master plans, broaden our reach to diverse students and attract new private support to Fresno State. We are achieving a bright future for Fresno State.

Sincerely,

A handwritten signature in dark ink, appearing to read "John D. Welty".

John D. Welty  
President

A complete copy of this report and the campus' allocation from the Chancellor can be found on the web at: <http://www.csufresno.edu/budget/>. We would appreciate any suggestions or comments regarding the presentation or content of the information in this document. Please direct them to the Office of Budget and Treasury Management at (559) 278-7224, or send to mail stop TA53.

Office of  
the President

Thomas Administration  
Building, 103  
5241 North Maple Ave. M/S TA48  
Fresno, CA 93740-8027

559.278.2324  
Fax 559.278.4715

**CALIFORNIA STATE UNIVERSITY, FRESNO**  
**2006-07 BUDGET BOOK**  
**TABLE OF CONTENTS**

	<u>Page</u>
<b>President's Message</b>	i
<b>Table of Contents</b>	
<b>THE UNIVERSITY</b>	
University Strategic Plan	1-4
University Budget Summary	5
University All Fund Summary	6
<b>THE GENERAL FUND</b>	
The General Fund	7-9
Budget Changes	10
Revenue Budget Summary	11-12
Expenditure Budget Summary	13-14
Level A Baseline Allocation Detail	15-16
Academic Affairs Summary	17-22
Budgets by Category	23-27
Student Affairs Summary	28-29
Budgets by Category	30-31
Administrative Services Summary	32-33
Budgets by Category	34-35
University Advancement Summary	36
Budgets by Category	36
Executive	37
Budgets by Category	37
Athletics Summary	38
Budgets by Category	38
Information Technology Summary	39
Budgets by Category	39
Centrally Managed Funds Summary	40
Budgets by Category	41
Reimbursed Activities Summary	42
Budgets by Category	42
<b>TRUST FUNDS</b>	
Trust Funds	43
Trust Funds Summary	44
Continuing and Global Education	44
Health Fees Funds	44
Lottery Education	44
Parking and Transportation	44
Other Trust Funds	45



**CALIFORNIA STATE UNIVERSITY, FRESNO**  
**2006-07 BUDGET BOOK**  
**TABLE OF CONTENTS**

	<u>Page</u>
<b>UNIVERSITY AUXILIARIES</b>	
Auxiliary Organizations	46-47
Auxiliary Budget Summary	48
Agricultural Foundation of California State University, Fresno	49
California State University, Fresno Association, Inc.	50-51
Associated Students, Inc.	52
California State University, Fresno Foundation Financial Services	53-54
California State University, Fresno Foundation Grants & Contracts	55-59
California State University, Fresno Athletic Corporation	60-63
Fresno State Programs for Children, Inc.	64
Bulldog Foundation	65
 <b>THE GENERAL FUND SALARIES</b>	
Academic Affairs Salaries	
Craig School of Business	66-68
Kremen School of Education and Human Development	69-71
College of Engineering	72
College of Health and Human Services	73-75
College of Sciences and Mathematics	76-78
College of Social Sciences	79-81
College of Agricultural Sciences and Technology	82-83
College of Arts and Humanities	84-88
Division of Graduate Studies	89
Provost	89-91
Academic Support	92-94
Student Affairs Salaries	95-100
Administrative Services Salaries	
VP for Administration	101-104
Plant Operations	105-108
University Advancement Salaries	109-110
Executive Salaries	111
Athletics Salaries	112
Information Technology Salaries	113-116
Reimbursed Activity Salaries	117

**CALIFORNIA STATE UNIVERSITY, FRESNO**  
**2006-07 BUDGET BOOK**  
**TABLE OF CONTENTS**


	<u>Page</u>
<b>TRUST FUNDS SALARIES</b>	
Continuing and Global Education	117
Health Fees Funds	118
Lottery Education	119
Parking and Transportation	120
Other Trust Funds	121-122
<b>UNIVERSITY AUXILIARIES SALARIES</b>	
Agricultural Foundation of California State University, Fresno	123
California State University, Fresno Association, Inc.	124-127
Associated Students, Inc.	128
California State University, Fresno Foundation Financial Services	129
California State University, Fresno Foundation Grants & Contracts	130-141
California State University, Fresno Athletic Corporation	142-143
Fresno State Programs for Children, Inc.	144





# Strategic *Plan*

“Imagine what California State University, Fresno will be at our 100th anniversary.”



## Message from the President

The strategic plan for California State University, Fresno – the new “Plan for Excellence III” – will be put into action this year. Let me stress the importance of the strategic plan. As we approach the university’s centennial in 2011, the strategic plan will serve as the blueprint for the transformation of the university.

This document summarizes for you the key elements of the plan and outlines what we will achieve as the plan is implemented. The entire strategic plan is available on the Web at [www.FresnoStateNews.com/plan](http://www.FresnoStateNews.com/plan). I’ve also included a brief report on the early progress on the campus master plan, which will outline how the buildings and other physical aspects of the campus will reinforce our overall strategic plan.

Over the next few years we will align Fresno State’s human and physical resources to meet the goals identified in this plan to achieve recognition as one of the top 10 comprehensive, engaged universities in the United States.

We will become the New California’s premier engaged university, nationally recognized for our teaching, learning, transformational scholarship, and dynamic leadership that engages faculty, students, staff, and community in mutually beneficial and respectful collaboration benefiting the region and society as a whole.

The new strategic plan addresses the dramatically changing economic, cultural and demographic changes in Central California. Throughout the state and the nation our region is often referred to as the “New California,” the part of California that offers a new frontier of development and opportunity.

Fresno State now is perfectly positioned to support innovation in our region and the transformation of our university. The transformation of Fresno State is happening here and now. Our transformation is not happening by accident or coincidence, but by plan and commitment.

All of us at California State University, Fresno have made a great investment in Fresno State’s future, and that future is inspiring and challenging.

These are times of great change at our university ... a point in time where our future comes into sharp focus.

Our Centennial is now just a few years away. Imagine what California State University, Fresno will be at our 100<sup>th</sup> anniversary.

## I FORESEE A UNIVERSITY:

- Of academic excellence with one of the most technologically advanced and handsome libraries in the country.
- At the heart of the transformation of Central California – a place of optimism, invention and creativity.
- Linking our campus to the economies and cultures of the world.
- Focused on inspiring students of character who lead in community service.
- That will be home to a superior faculty recognized for their teaching, research and public service.

This will be a time of great emotion ... a time of great excitement and exhilaration for our students and faculty. I look forward to celebrating with you what we achieve together at our Centennial in 2011.



# STRATEGIC PLAN FOR EXCELLENCE III: 2006-2011

Our new Strategic Plan keeps the university on track to be nationally recognized for teaching, learning, and transformational scholarship ....

**We are well on our way to achieving our goal of transforming California State University, Fresno to be better able to help our region deal with dramatically changing economic, cultural and demographic environments.**

Our roadmap is The Strategic Plan for Excellence III: 2006-2011. It builds on momentum from plans that carried us through the 1990s to today's regionally engaged university partnering with Central California businesses and organizations to take advantage of opportunities and meet challenges.

The university's educational opportunities enhance students' intellectual horizons, foster lifelong learning, provide leadership skills, promote community involvement and instill an appreciation of the arts and of cultures other than their own.

The university is at the heart of collaborative initiatives to enhance the economic vitality and quality of life for the entire region's growing, diverse and dynamic population.

The new Strategic Plan clearly charts the university's commitment through innovation, creativity, responsiveness and risk-taking to enhance its position as the primary higher education resource for Central California.

This plan emphasizes aggressive acquisition of resources; using technology to enhance learning and research; developing additional graduate programs; strengthening student success programs; and enhancing civic engagement opportunities for our students.

## FOLLOWING ARE AREAS OUTLINED AS STRATEGIC PLANNING PRIORITIES

**Enhancing Academic Excellence and Scholarship** – There will be increased focus on student learning in and out of the classroom and on using assessment tools to drive improvement. New master's programs and selected doctoral programs will be developed. Research, service and engagement opportunities will be increased, as will support for innovative teaching, learning and engagement.

**Promoting the Success of All Students** – The university will build on its recent accomplishments with new initiatives that meet students' needs from freshman orientation to graduation. There will be improved opportunities for academic success for first-generation students, students from historically under-represented groups and students with special needs. We will encourage alumni to become more involved in promoting student success.

**Advancing Graduate Education** – The university will bolster graduate programs by building on dramatically increased grant support from federal and state agencies and foundations, aggressively recruiting graduate students and innovatively addressing faculty workload issues. A key to success will be creating appropriate space for graduate instruction, learning research and interaction among students, faculty and community partners. The university also will develop additional doctoral programs.

**Using Technology to Advance All Aspects of University Life** – Infrastructure upgrades are nearly complete, providing a much-improved platform for technologically advanced campus communication, student learning and collaboration among faculty and staff. The university's Web presence will be expanded and so will opportunities for online and Web-enhanced courses.

**Engaging with the Region** – The campus will continue as the community's center for scholarly, statistical and applied research through the much-expanded Henry Madden Library and as home of regionally focused centers and institutes. The campus

will showcase a Division I athletic program that seeks national recognition for athletic and academic performance, host a diverse range of arts and cultural events, and set an example of innovative environmental responsibility. Students, faculty and staff will be directly connected to the region through service-learning, community-based research, professional service and other forms of civic and community engagement.

**Developing a Diverse and Global Perspective** – The university will encourage international students and faculty to study, teach and conduct research on campus. There also will be more opportunities for our students, faculty and staff to study abroad and gain international experience.

**Generating Private and External Support** – The Campaign for Fresno State is the cornerstone of developing new financial resources to transform the university in line with our Strategic, Academic and Master Plan objectives. The university also is engaged in a program of branding and marketing designed to promote a consistent, positive image of its presence and potential.

**Developing Our University Community** – Students, faculty, staff, administrators, alumni and friends will collaborate to cultivate an atmosphere of integrity, learning, excellence, cultural diversity and service on and off the campus. We will recognize and reward outstanding efforts in support of the university's mission.

Our vision to become Central California's premier engaged university hasn't changed as we've moved closer to our Centennial in 2011. Our new Strategic Plan keeps the university on track to be nationally recognized for teaching, learning, transformational scholarship and dynamic leadership that engages faculty, students, staff and community to benefit the region and society as a whole.



## INDICATORS OF IMPLEMENTATION SUCCESS

The following Indicators of Implementation Success are aspirational goals that can be measured and tracked as we move toward achieving the goals of the new Strategic Plan. If we are successful in implementing all aspects of our new plan by 2011, California State University, Fresno will have:

### ***Enhanced Academic Excellence and Scholarship***

Reached at least \$60 million per year in sponsored research and grant activity, which generates 10 percent in indirect activity.

Faculty deeply engaged in scholarly work related to regional and national issues.

Mechanisms in place that help faculty mentor and support each other in learning to design and implement service-learning and other community-based courses.

Provided faculty with campus-based opportunities to become familiar with teaching methods and practices related to service-learning, community-based education, and scholarship related to regional needs and initiatives.

A strengthened General Education program through development and implementation of an outcomes assessment plan monitored by the General Education Committee.

Completed the new Henry Madden Library.

Created classroom improvements including ADA accessibility and enhanced classroom technologies.

### ***Promoted the Success of All Students***

Community-based learning opportunities for students, offered in a variety of creative and innovative experiences, across the curriculum.

Graduation rates for undergraduate students that have improved 15 percent for five years and 10 percent after six years. Persistence rates after six years will have improved by 10 percent.

Intercollegiate athletic programs that have achieved a rank among the top 50 percentile among all Division 1 public institutions relative to the NCAA student-athlete academic progress rate.

Provided on-campus venues for students to discuss and act upon issues important to them and their communities.

Achieved a competitive Division 1 athletics program at a top 50 ranking. All applicable sports will be ranked among the elite of the Western Athletics Conference and participate regularly in NCAA Championships.

Completed the 2006 Plan for Facilitating Graduation and will have generated support for student success from all university areas.

Clearly defined the "Characteristics of a Fresno State Graduate" with accompanying indicators of success, plans for curriculum modification, and an assessment plan and a goal to mark progress toward complete compliance with these characteristics.

Effective dual admission programs to include the system wide Lower Division Transfer Program along with the Central Valley Higher Education Consortium Transfer Associate Program. Upfront evaluations will be provided to all transfer students prior to initial registration.

Increased interaction with high schools to increase student proficiency in math and English.

All students, by the end of their freshman year, will be proficient in math and English.

### ***Advanced Graduate Education***

Doubled the total number of student assistantships, tuition waivers and graduate student fellowships.

Established a teaching load that reflects our vision, recognizing and rewarding the graduate education and research responsibilities of faculty.

Offered an independent doctoral program in educational leadership and at least two additional joint doctoral programs.

### ***Used Technology to Advance All Aspects of University Life***

Completed implementation of the 2006 Technology Plan.

Decreased administrative costs in instructional and academic programs. Successfully implemented upgrades to all of our campus PeopleSoft records systems.

### ***Engaged with the Region***

Expanded the Center for Community Based Learning to provide more opportunities for faculty and students to ensure positive, beneficial campus and community relationships.

Expanded partnerships with local leaders to spark the greatest possible collaboration and progress.

Recognized for its partnerships with local businesses in the creation of student leadership programs to enhance workforce development in the Central Valley.

Recognized nationally as an Engaged University by having achieved the new Carnegie classification as an Engaged Community.

Developed several new institutes including the International Center for Water Technology, the Institute for Food and Nutrition Innovation, the Advanced Manufacturing Center, the Central California Health Policy Institute and the Central Valley Educational Leadership Institute, each fully funded and offering services to the region.

Adopted the University's Campus Master Plan in 2006 that includes aspects that reach out to the adjacent community.

Successfully marketed the university with a nationally recognized brand reflecting our mission and vision.

Became an environmentally friendly community with leadership in sustainability, energy efficiency and environmental education, and promoted alternative transportation methods.

Made the university a more visitor-friendly campus with a welcoming environment.

### ***Developed a Diverse and Global Perspective***

Recognized nationally as a leading preparer of ethnic minority graduates. Tripled the number of students participating in study abroad experiences.

Created a campus climate that supports and celebrates the diverse cultures that are represented.

Created partnerships with a select number of international universities.

### ***Generated Private and External Support***

Received named endowments for two more schools/colleges. Completed a comprehensive campaign that will have exceeded its goal.

Grew an endowment to at least \$200 million.

### ***Developed Our Human Resources***

Every employee committed to quality service.

Established an expectation that employees will participate in professional training opportunities.

Provided a nationally recognized wellness program for employees.



# CAMPUS MASTER PLAN: A BOLD NEW CAMPUS VISION

Our plan is for a campus that makes a bold visual statement of welcome to the Fresno State family and to the community ...

**Work on our first Campus Master Plan in more than 40 years is well along its path to providing a blueprint for the transformation of our physical campus to meet the educational goals embraced in our Strategic Plan. In short, it means developing a campus that respects California State University, Fresno's agricultural education heritage, preserves the arboretum, renovates or replaces buildings and is a model of accessibility to pedestrians and alternative transportation.**

The Master Plan envisions a campus flexible enough to accommodate more students, expanded research and changes in curricula that will occur as we respond to the challenges ahead in Central California.

Our plan is for a campus that makes a bold visual statement of welcome to the Fresno State family and to the community as a whole, demonstrating our commitment as a university fully engaged with the region we have served for nearly a century.

The Master Plan is a look at where the campus is now and where it needs to be in the next decade or two. To ensure that view reflects the broadest range of opinion, our Master Plan Coordinating Committee and our consultant, Zimmer Gunsul Frasca Partnership, met with deans, administrators, faculty, students, staff, alumni, business and neighborhood partners.

We already have begun implementing some important improvements that will mesh well with the Campus Master Plan we adopt, including:

- **A new Henry Madden Library** that will be the architectural landmark of the academic campus and add significant space to better serve our students, the needs of scholarly researchers and the community. There also will be more room for special collections and more public spaces, all in a dynamic contemporary setting.
- **The International Center for Water Technology's** partnership with the Central Valley Business Incubator that will result in opening water and energy research and testing centers to turn innovative business ideas into jobs for our region.
- The campuswide **Technology Infrastructure Initiative**, which will greatly improve speed and reliability of data, voice and video transmission.
- **Campus Pointe**, a commercial development at Shaw and Chestnut avenues on 45 acres sublet from the university, is in the advanced planning stage. When complete, it will include a hotel, retail shops, offices, a movie theater and multi-family and senior housing to serve the university.
- A partnership with Chevron in **photovoltaic solar parking** structures that shade vehicles while generating electricity for the campus power grid.

Our Campus Master Plan envisions a campus with more places for informal meetings and study and buildings constructed of environmentally friendly sustainable materials that conserve energy and take full advantage of open space. We intend to develop an overall and cohesive structure for landscaping that has changed from its original patterns over the years as the campus has developed.

Pedestrians will be able to walk most places on campus guided by improved signage and with more security lighting. The plan also foresees an access system for service vehicles that doesn't conflict with pedestrians.

Our campus will have more of a unified look, too, from buildings to circulation to more-consistent landscaping. We plan to better visually integrate our academic core campus with the University Farm Laboratory in the north. We will bring together in one place programs and departments scattered among several venues to enhance collegiality and a greater sense of identity for students and faculty.

Many people have been involved so far in bringing the new Campus Master Plan from idea toward realization. More work lies ahead, though, as we aim for approval by the California State University Board of Trustees. Our goal is to create a dynamic document that will guide us into the future, but not restrict our ability to refine direction as necessary to carry out our mission of regional engagement and education.



To review the full text of the Strategic Plan, our indicators of success, and read information about the campus master plan, go to [www.FresnoStateNews.com/plan](http://www.FresnoStateNews.com/plan)



## UNIVERSITY BUDGET SUMMARY

### The University

The California State University, Fresno campus is located in the central San Joaquin Valley, against a backdrop of the Sierra Nevada Mountains. The campus has been situated at its present site on the northeast edge of Fresno since 1953. The University is the sixth oldest in the California State University system, originally founded in 1911 as the first junior college in the State. In 1961, under the newly created California State College system, the administration and control of the State colleges was transferred to the Trustees of the California State Colleges. The system was renamed The California State University in 1972.

Located in one of the richest agricultural regions in the world, the University's 327 acre campus was designated an arboretum in 1978. The University's facilities also include a 1,083 acre farm that is considered one of the most modern and best-equipped agricultural facilities in the West.

The campus serves a large, diverse multi-cultural population from the Central Valley and neighboring communities, as well as a large number of students from California, and other states and nations.

### The University Budget Summary

The *University All Funds Summary* displayed on page 6 is derived from several funding sources, including State General Fund allocations, revenues (fees and tuition), and reimbursements; Trust Funds which are comprised of resources primarily from the Continuing Education Revenue Fund, Health Fees Fund, the Lottery Education Fund, and Parking Revenue Funds; and, the revenues generated by the University Auxiliary organizations. The General Fund is the predominant source for financing University operations.

The budget presentation that follows begins with an overall University summary of the total expenditure budgets, position information, and prior year actual expenditures (including encumbrances) of these funding sources, followed by separate summaries and detail sections for each area. The General Fund is arranged by baseline allocations (Level A) to each area of responsibility. Position, salary, operating expense, and prior year carry forward budgets for each area within the divisions are also detailed. Positions and salary detail for the General Fund are as of November 2006. Similar presentations are provided for each of the Trust Funds and the University Auxiliary budgets. Positions and salary detail for the Trust Funds, if applicable, and the University Auxiliary Budgets are as noted in their respective presentation.



**CALIFORNIA STATE UNIVERSITY, FRESNO**  
**2006-07 UNIVERSITY ALL-FUND SUMMARY**

FUND	2005-2006			2006-2007
	Initial Budget	Final Budget	Actual Expenditures	Initial Budget
<b>GENERAL FUND</b>				
Academic Affairs	\$ 84,474,687	\$ 105,549,932	\$ 87,917,415	\$ 89,749,035
Student Affairs	9,106,353	11,695,520	9,493,903	9,725,514
Administrative Services	12,878,237	20,762,064	16,085,453	13,758,449
University Advancement	2,068,927	2,885,803	2,582,082	2,188,458
Executive	1,161,584	1,675,282	1,519,806	1,246,395
Athletics	2,130,166	3,451,366	3,046,255	2,261,001
Centrally Monitored Funds	70,936,947	61,439,830	62,476,441	74,540,239
Information Technology	8,223,499	9,260,325	6,113,333	8,645,259
Reimbursed Activities	6,200,000	7,860,000	7,858,728	7,200,000
<b>TOTAL GENERAL FUND</b>	<b>\$ 197,180,400</b>	<b>\$ 224,580,122</b>	<b>\$ 197,093,416</b>	<b>\$ 209,314,350</b>
<b>TRUST FUNDS</b>				
Continuing and Global Education Fund	\$ 2,927,405	\$ 6,636,770	\$ 6,492,881	\$ 3,087,730
Health Fees Funds	2,100,000	3,525,220	3,102,799	3,623,117
Lottery Education Fund	1,661,000	4,010,506	3,857,863	1,796,000
Parking - Fees	2,583,337	2,668,316	2,557,266	2,742,382
Parking - Fines & Forfeitures	950,199	712,807	716,483	785,700
Other Trust Funds	8,549,865	9,726,334	10,316,401	-
<b>TOTAL TRUST FUNDS</b>	<b>\$ 18,771,806</b>	<b>\$ 27,279,953</b>	<b>\$ 27,043,693</b>	<b>\$ 12,034,929</b>
<b>UNIVERSITY AUXILIARIES</b>				
Agricultural Foundation of California State University, Fresno	\$ 3,759,802	\$ 4,090,865	\$ 3,907,038	\$ 4,007,417
California State University, Fresno Association, Inc.	35,487,400	36,112,589	39,260,203	40,098,410
Associated Students, Inc.	29,897	612,466	807,644	(2,542)
California State University, Fresno Foundation				
Financial Services	556,681	4,332,547	423,943	527,649
Grants and Contracts	25,000,000	25,517,998	25,517,998	25,000,000
California State University, Fresno Athletic Corporation	21,902,782	21,902,782	21,554,507	22,814,406
Fresno State Programs for Children, Inc.	1,585,358	1,601,504	1,546,749	1,725,900
Bulldog Foundation	826,186	694,051	694,051	658,207
<b>TOTAL UNIVERSITY AUXILIARIES</b>	<b>\$ 89,148,106</b>	<b>\$ 94,864,802</b>	<b>\$ 93,712,133</b>	<b>\$ 94,829,447</b>
<b>TOTAL UNIVERSITY</b>	<b>\$ 305,100,312</b>	<b>\$ 346,724,877</b>	<b>\$ 317,849,242</b>	<b>\$ 316,178,726</b>

## **GENERAL FUND**

### **Budget, Principles, Policies, and Programs**

In 1993-94, the CSU adopted a simplified approach to budgeting that is influenced by student-faculty ratio, size of physical plant and related programmatic considerations. The new process established a base allocation level for each of the major program areas (Instruction/Academic Support, Student Services, Institutional Support, Plant Operations, Athletics and University Priorities Fund).

*Level "A"* is the allocation made from the President to the Provost and each Vice President/Director reporting to the President. The Level "A" policy adopted at California State University, Fresno seeks to develop a predictable allocation methodology that assures equitable distribution of resources within the existing financial constraints of the system and is consistent with the following principles developed and adopted by the University Budget Committee of the Academic Senate at California State University, Fresno in the Spring of 1993.

*Level "B"* is the allocation made from the Provost/Vice Presidents to the Deans/Directors/Department Heads. (Each division is responsible for establishing a Level "B" allocation mechanism and monitoring expenditures according to that plan.)

### **Principles**

During the Spring semester 1993, the University Budget Committee developed a set of principles which were intended to be of assistance in developing a new model of budget allocation. These principles state that the budget allocation process should:

- Support the chosen directions and priorities of the University.
- Recognize differences between programs (i.e., delivery modes).
- Provide for differential growth and differential needs within the University.
- Provide certainty of allocation (within realities of public funding) for long-term efficiency and stability.
- Reward "good" behavior.
- Be perceived to be fair, based on the chosen plan and policies of the University.
- Utilize minimum resources to administer the allocation process.
- Decentralize decision making consistent with University plans and policies.
- Mandate a consultative process within all schools/departments/units.
- Provide an easy transition from the present system, with a phase-in period to minimize chaos.

### **Policy**

The allocation policy utilizes a base percentage for each of the six program areas and provides a small amount to be allocated to address University priorities. The base percentage for the five program areas and University Priorities were originally established in 1994-95 for a two-year period. In keeping with policy, these percentages have been reviewed every two years to determine whether a change in the percentages should be made. The last review conducted in the Fall of 2004, by the Level-A Review Committee (2 Academic Deans, 2 Faculty members of the Senate's University Budget Committee, a representative from each University division (5), and the Budget and Treasury Manager), sustained the current policy through 2006-07. The next Level-A Committee meeting will be in Fall of 2006 for the 2007-08 and 2008-09 Fiscal Years.



## GENERAL FUND

### **Budget Principles, Policies, and Programs**

#### **Policy**

A historical view of the Allocable Budget percentages is shown in the chart below. It should be noted that the 2002-03 percentages were changed to reflect the realignment of Information Technology. Portions of Information Technology were formally included in the Instruction/Academic Support and Institutional Support programs. In 2005-06 the Utilities budget was moved from Plant Operations to Central Resources which also changed the budget percentages to the divisions.

#### **PERCENTAGE OF ALLOCABLE BUDGET**

PROGRAM AREA	2002/03 <sup>(a)</sup>	2003/04	2004/05	2005/06 <sup>(b)</sup>	2006/07
Instruction/Academic Support	68.48	67.92	68.17	70.01	70.17
Student Services	8.03	8.00	7.84	8.02	7.98
Institutional Support	7.00	6.94	6.91	7.10	7.09
Plant Operations	9.20	9.02	8.95	6.56	6.58
Athletics	1.70	1.66	1.76	1.80	1.79
Information Technology	5.59	6.46	6.37	6.51	6.39
Total	100.00	100.00	100.00	100.00	100.00

a) Changes in allocation percentages reflect a decision to create a Level-A allocation for Information Technology beginning in 2002-03.

b) The utilities budget was transferred from Plant Operations to Central University Resources in 2005-06.

#### **Programs**

***Instruction/Academic Support*** includes funding for the Instructional Program, Smittcamp Honors College, Library, University Farm Lab, California Agricultural Technology Institute, Graduate Studies, and Faculty Development and Research.

***Student Services*** includes funding for general services to students to include Re-entry Program, Educational Opportunity Program, Advising, Testing, Health Services, Students with Disabilities, Admissions/Records/Evaluations, Outreach, International Students, and Financial Aid.

***Institutional Support*** program category includes the President's Office, University Advancement, Office of Budget and Treasury Management, Administrative Services (Controller/Accounting/Payroll, Human Resources, University Police, Environmental Health & Safety), as well as the funding for University-wide communications.

## GENERAL FUND

### **Budget Principles, Policies, and Programs**

#### **Programs**

The *Plant Operations* program, for budgeting purposes, has been identified separately and includes Facilities Management and Planning. The University utilities budget was transferred to Centrally Monitored Funds as of 2005-06.

*Athletics* provides the State funded portion of the Intercollegiate Athletic Program.

*Information Technology* provides a wide range of support including administrative computing, academic computing, digital campus, and a variety of technology projects.

Completing the *General Fund* are the Centrally Monitored Funds, the University Reserve, and Reimbursed Activities.

- *Centrally Monitored Funds* are used for special needs that benefit the University as a whole, including the University utilities budget as of 2005-06.
- The *University Reserve* is a fund established to accommodate unanticipated and unplanned expenditures during the fiscal year such as legal fees, legal settlements, shortfalls in revenue, emergencies, and major unanticipated expenditures.
- *Reimbursed Activities* is used to record expenditures made initially in the General Fund, for the benefit of other organizations. It contains only those specialized services which are fully reimbursed. For example, the Athletic Corporation funds additional salaries through this fund and then these expenditures are reimbursed to the University.

For future discussions in this document, the budgets have been rearranged organizationally to reflect the more familiar structure of the campus.

### **Allocations and Enrollment**

Budget allocations are based on the targeted FTE for each campus. The 2006-07 General Fund Budget for California State University, Fresno with an enrollment target of 18,172 FTES, is \$200,108,850 (excluding reimbursed activity and the Chancellor's Office budget offset ). The base enrollment allocation of 18,172 FTES, includes a 250 FTES advance on the 2007-08 budget. While the 250 FTES is included in the enrollment allocation, the related funding of \$1,962,500 is allocated separately. For planning purposes, we have combined both the base allocation, plus the 2007-08 advance funding for a total General Fund Budget of \$202,071,350 – which includes \$143,031,240 in State appropriations, \$50,675,000 in State University Fees and \$8,365,110 in other fee and revenue. The *General Fund Allocation Changes* are displayed on page 10. When combined with our reimbursed activity of \$7,200,000, and the Chancellor's Office Budget offset of \$240,410 for the revenue accounting change, our total budget is \$209,073,940.

## GENERAL FUND

### General Fund Allocation Changes

Displayed below are the changes to the General Fund budget for 2006-07. Our campus received an additional \$12,055,540 for 2006-07 which included \$10,333,450, plus the \$1,962,500 for the 2007-08 enrollment advance for the 250 FTES, minus the Chancellor's Office budget offset of \$240,410 for the revenue accounting change. The most significant changes are enrollment growth of slightly over \$2.5 million and compensation of nearly \$5 million, with health benefits increases of just under \$1.0 million.

### **California State University, Fresno 2006-07 General Fund Allocation Changes**

<b>2005-06 General Fund Base Budget</b>	<b>\$ 190,980,400</b>	
2005-06 Retirement adjustment	<u>(1,162,000)</u>	
<b>Subtotal 2005-06 General Fund Base Budget</b>		<b>\$ 189,818,400</b>
<b>2006-07 Base Budget Changes</b>		
Health Benefits Cost Increase	965,000	
Energy Costs Increases	214,500	
Salary Step Increases	199,800	
Enrollment Growth (2006-07 Base)	2,548,000	
Nursing Program	410,400	
Financial Aid	715,800	
Compensation	3,933,000	
Salary Lag Adjustment	821,000	
Deferred Maintenance	124,250	
Outreach	186,007	
Libraries	66,431	
Technology	132,862	
Summer Arts	43,000	
CSU Audit & Whistleblower Charges	<u>(26,600)</u>	
<b>Total 2006-07 Base Budget Increases</b>		<b><u>10,333,450</u></b>
<b>Sub-Total 2006-07 General Fund Budget Before Enrollment Growth</b>		<b>200,151,850</b>
Enrollment Growth (2007-08 Advance)		<u>1,962,500</u>
<b>Sub-Total 2006-07 General Fund Budget Before Reimbursements</b>		<b>202,114,350</b>
Reimbursements		<u>7,200,000</u>
<b>Total 2006-07 Campus Budget (Page 6)</b>		<b>209,314,350</b>
<b>2006-07 Budget Offsets</b>		
Chancellor's Office - Revenue Accounting Change		<u>(240,410)</u>
<b>Total 2006-07 Budget</b>		<b><u>\$ 209,073,940</u></b>



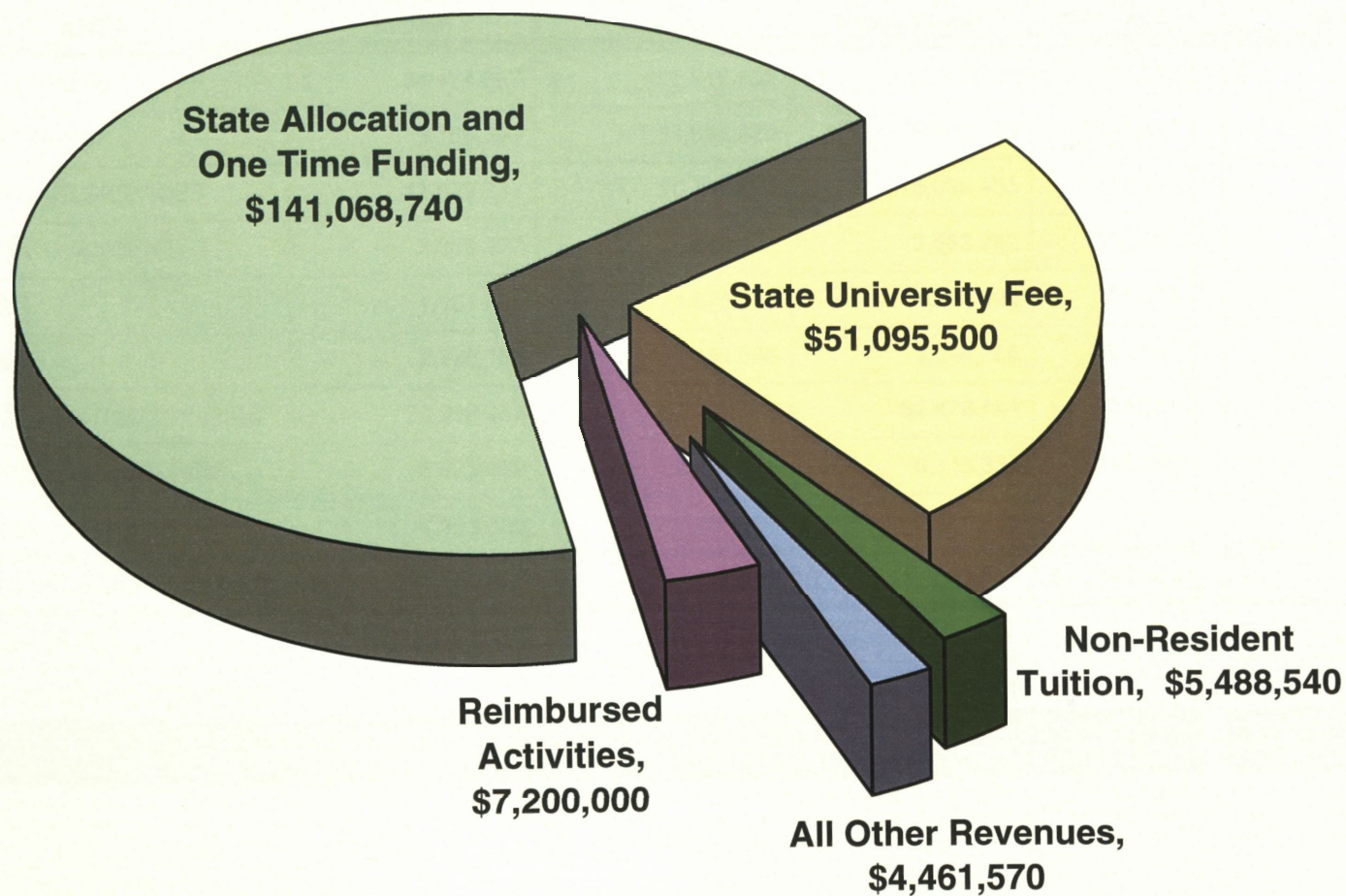
# CALIFORNIA STATE UNIVERSITY, FRESNO

## 2006-07 GENERAL FUND REVENUE BUDGET SUMMARY

	2005-2006				2006-2007
	Initial Budget	Final Budget	Actual Revenues	Revenue Variance	Initial Budget
<b>GENERAL FUND STATE ALLOCATION ONE-TIME AND TEMPORARY FUNDING</b>	\$133,028,700	\$132,734,830	\$ 132,734,830	\$ -	\$ 141,068,740
<b>REVENUES</b>					
Federal Administrative Allowance - SEOG	25,000	25,000	27,264	2,264	25,000
Federal Administrative Allowance - Perkins	36,000	36,000	52,367	16,367	36,000
Federal Administrative Allowance - PELL	35,000	35,000	39,120	4,120	35,000
Federal Administrative Allowance - Work Study	48,000	48,000	44,442	(3,558)	48,000
College Work Study - On Campus	295,000	295,000	-	(295,000)	250,000
College Work Study - Off Campus	42,000	42,000	36,907	(5,093)	150,000
College Work Study - 100%	474,000	474,000	485,252	11,252	392,154
College Work Study - Job Location Development	47,347	47,347	50,000	2,653	47,347
Non-Resident Tuition	5,488,540	5,488,540	5,024,591	(463,949)	5,488,540
Student Academic Services Fee	420,000	396,610	434,625	38,015	420,000
Application Fee	640,000	640,000	854,795	214,795	640,000
State University Fee	49,530,000	48,640,486	48,513,068	(127,418)	50,755,500
State University Fee - Summer Arts	297,000	182,514	182,373	(141)	340,000
Work Study - Private	14,803	14,803	12,302	(2,501)	20,000
CSU Revenue Appropriation Allocation				-	1,585,000
Disability Reimbursement	350,000	-	-	-	-
Investment Interest Revenue				-	240,410
Miscellaneous Revenue	209,010	126,400	287,968	161,568	-
Other Revenue	-	-	-	-	572,659
<b>Total Revenues</b>	<b>\$ 57,951,700</b>	<b>\$ 56,491,700</b>	<b>\$ 56,045,074</b>	<b>\$ (446,626)</b>	<b>\$ 61,045,610</b>
<b>REIMBURSED ACTIVITIES</b>					
Reimbursements	6,200,000	7,860,000	7,858,728	(1,272)	7,200,000
<b>Total Reimbursed Activities</b>	<b>\$ 6,200,000</b>	<b>\$ 7,860,000</b>	<b>\$ 7,858,728</b>	<b>\$ (1,272)</b>	<b>\$ 7,200,000</b>
<b>TOTAL REIMBURSEMENTS/REVENUES</b>	<b>\$ 64,151,700</b>	<b>\$ 64,351,700</b>	<b>\$ 63,903,802</b>	<b>\$ (447,898)</b>	<b>\$ 68,245,610</b>
<b>TOTAL GENERAL FUND REVENUE BUDGET</b>	<b>\$ 197,180,400</b>	<b>\$ 197,086,530</b>	<b>\$ 196,638,632</b>	<b>\$ (447,898)</b>	<b>\$ 209,314,350</b>



**CALIFORNIA STATE UNIVERSITY, FRESNO  
2006-07 GENERAL FUND REVENUE SUMMARY**



■ State Allocation & One Time Funding   ■ State University Fee   ■ Non-Resident Tuition   ■ All Other Revenues   ■ Reimbursed Activities

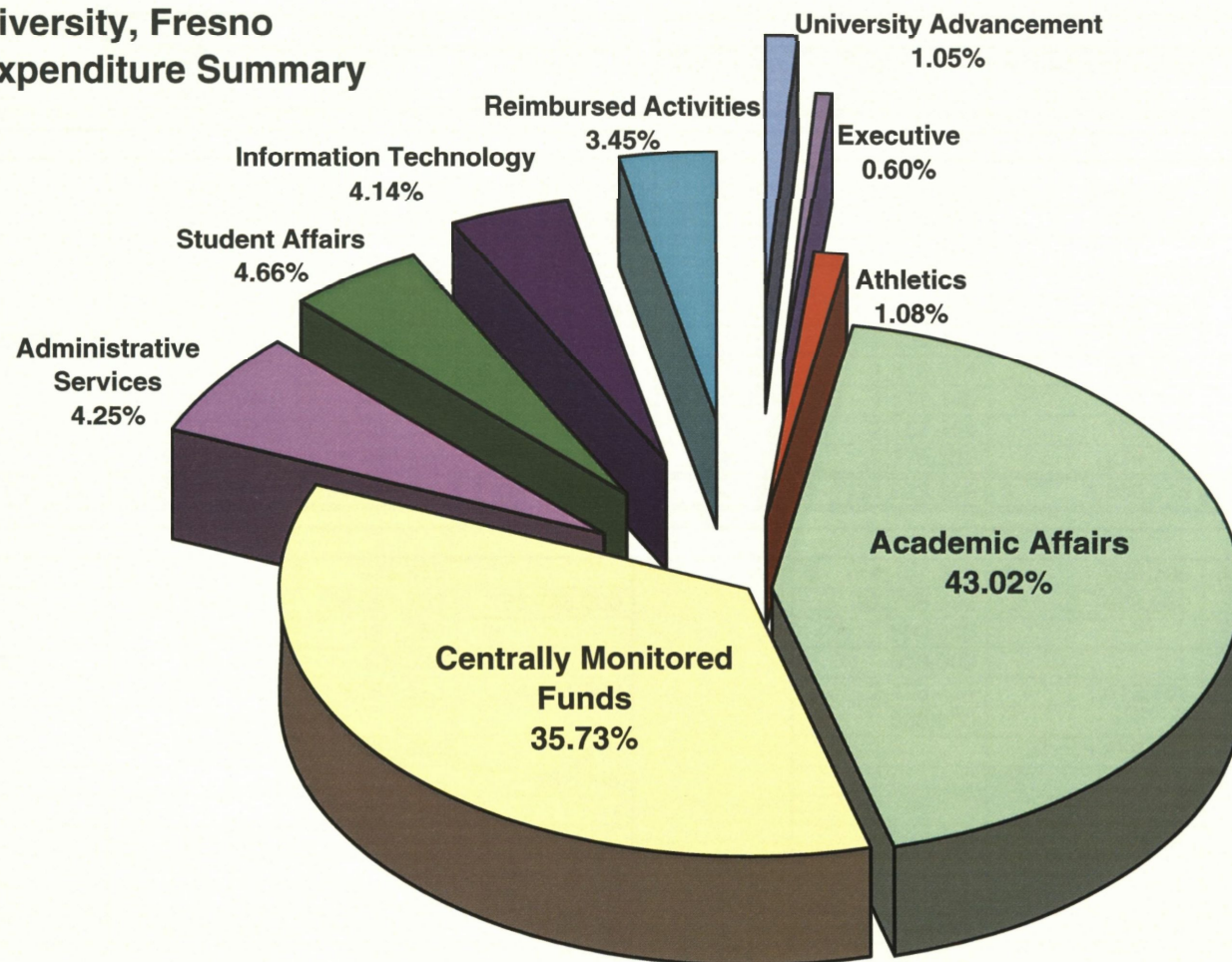


**CALIFORNIA STATE UNIVERSITY, FRESNO**  
**2006-07 GENERAL FUND**  
**EXPENDITURE BUDGET SUMMARY**

AREA	2005-2006				2006-2007
	Initial Budget	Final Budget	Actual Expenditures	Carry Forward	Initial Budget
ACADEMIC AFFAIRS	\$ 84,474,687	\$ 105,549,932	\$ 87,917,415	\$ 17,632,517	\$ 89,749,035
STUDENT AFFAIRS	9,106,353	11,695,520	9,493,903	2,201,617	9,725,514
ADMINISTRATIVE SERVICES	12,878,237	20,762,064	16,085,453	4,676,611	13,758,449
UNIVERSITY ADVANCEMENT	2,068,927	2,885,803	2,582,082	303,721	2,188,458
EXECUTIVE	1,161,584	1,675,282	1,519,806	155,476	1,246,395
ATHLETICS	2,130,166	3,451,366	3,046,255	405,111	2,261,001
CENTRALLY MONITORED FUNDS	70,936,947	61,439,830	62,476,441	(1,036,611)	74,540,239
INFORMATION TECHNOLOGY	8,223,499	9,260,325	6,113,333	3,146,992	8,645,259
REIMBURSED ACTIVITIES	6,200,000	7,860,000	7,858,728	-	7,200,000
<b>SUBTOTAL GENERAL FUND</b>	<b>\$ 197,180,400</b>	<b>\$ 224,580,122</b>	<b>\$ 197,093,416</b>	<b>\$ 27,485,434</b>	<b>\$ 209,314,350</b>
REVENUE SHORTFALL		(447,898)			
ENCUMBERED CARRY FORWARD			27,029,295		
<b>TOTAL GENERAL FUND</b>	<b>\$ 197,180,400</b>	<b>\$ 224,132,224</b>	<b>\$ 224,122,711</b>	<b>\$ 27,485,434</b>	<b>\$ 209,314,350</b>



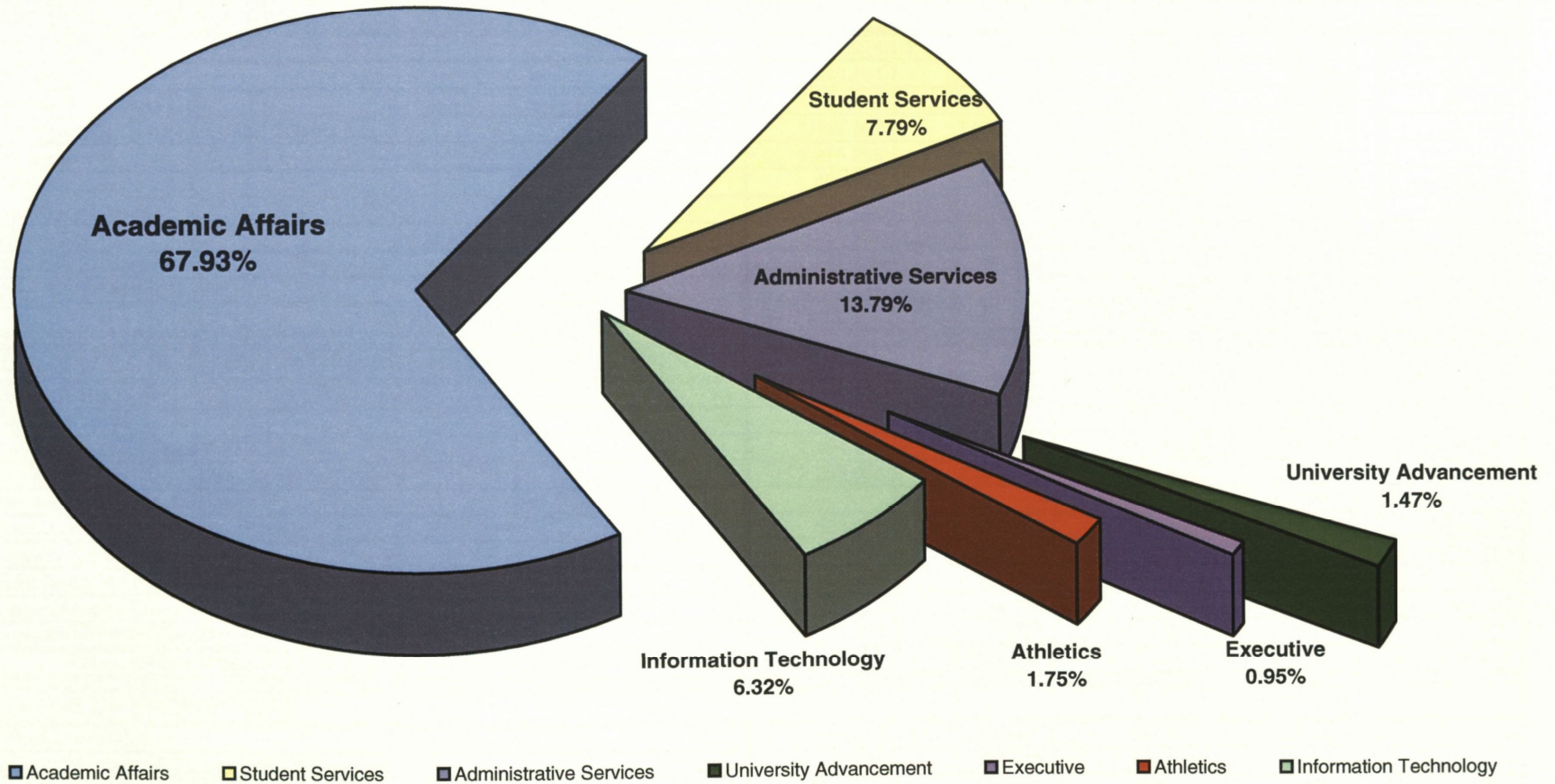
**California State University, Fresno  
2006-07 General Fund Expenditure Summary**



■ Academic Affairs	□ Centrally Monitored Funds	■ Administrative Services	■ Student Affairs	■ Information Technology
■ Reimbursed Activities	■ University Advancement	■ Executive	■ Athletics	



**California State University, Fresno  
General Fund  
2006-07 Baseline Level A Allocation Detail**



**CALIFORNIA STATE UNIVERSITY, FRESNO**  
**GENERAL FUND**

**ACADEMIC AFFAIRS**

**2006-07 BUDGET SUMMARY**

SCHOOL/DEPARTMENT	2005-2006				2006-2007
	Initial Budget	Final Budget*	Actual Expenditures	Carry Forward	Initial Budget
<b>INSTRUCTION</b>					
<b>CRAIG SCHOOL OF BUSINESS</b>					
Office Of The Dean	\$ 921,974	\$ 1,115,222	\$ 1,012,895	\$ 102,327	\$ 432,738
Accountancy	843,884	877,512	863,906	13,606	959,465
Finance & Business Law	1,464,724	1,525,680	1,550,251	(24,571)	1,446,682
Information Systems & Decision Sciences	1,459,387	1,529,170	1,515,949	13,221	1,481,460
Management	1,275,266	1,325,663	1,170,393	155,270	1,439,482
Marketing and Logistics	454,544	474,385	500,396	(26,011)	602,898
Aerospace Studies	30,344	32,678	32,359	319	31,388
Military Science Program	27,968	33,954	30,859	3,095	28,916
Business Graduate Program	57,385	65,898	69,419	(3,521)	56,612
University Business Center	73,212	165,621	108,745	56,876	111,482
<b>TOTAL CRAIG SCHOOL OF BUSINESS</b>	<b>\$ 6,608,688</b>	<b>\$ 7,145,783</b>	<b>\$ 6,855,172</b>	<b>\$ 290,611</b>	<b>\$ 6,591,123</b>
<b>KREMEN SCHOOL OF EDUCATION AND HUMAN DEVELOPMENT</b>					
Office Of The Dean	\$ 1,238,299	\$ 2,402,469	\$ 1,602,377	\$ 800,092	\$ 999,828
Cal State Teach	-	855,657	673,497	182,160	-
Counseling and Special Education	1,494,251	1,572,986	1,564,044	8,942	1,670,831
Curriculum Teaching & Educational Technology	2,254,604	2,579,888	2,186,956	392,932	2,482,023
Stu Teach Methods-Multiple	-	-	(4,341)	4,341	-
Education Research Administration	825,593	831,199	885,759	(54,560)	1,007,192
Literacy & Early Education	1,043,216	1,115,644	1,049,788	65,856	1,025,383
Joint Doctoral Program	163,546	190,948	71,944	119,004	163,546
Liberal Studies Program	190,000	202,290	194,906	7,384	174,286
Education/Human Development	45,000	41,481	51,256	(9,775)	1,100
<b>TOTAL KREMEN SCHOOL OF EDUCATION AND HUMAN DEVELOPMENT</b>	<b>\$ 7,254,509</b>	<b>\$ 9,792,562</b>	<b>\$ 8,276,186</b>	<b>\$ 1,516,376</b>	<b>\$ 7,524,189</b>
<b>COLLEGE OF ENGINEERING</b>					
Office of the Dean	\$ 699,880	\$ 953,483	\$ 653,522	\$ 299,961	\$ 299,153
Civil & Geomatics Engineering & Construction	1,133,775	1,177,635	1,172,794	4,841	1,262,874
Electrical and Computer Engineering	702,543	734,690	730,740	3,950	900,700
Mechanical & Industrial Engineering	566,307	583,497	562,999	20,498	744,869
<b>TOTAL COLLEGE OF ENGINEERING</b>	<b>\$ 3,102,505</b>	<b>\$ 3,449,305</b>	<b>\$ 3,120,055</b>	<b>\$ 329,250</b>	<b>\$ 3,207,596</b>

\* Final Budget includes Prior Year Carry Forward.



**CALIFORNIA STATE UNIVERSITY, FRESNO  
GENERAL FUND**

**ACADEMIC AFFAIRS**

**2006-07 BUDGET SUMMARY**

**SCHOOL/DEPARTMENT**

2005-2006				2006-2007
Initial Budget	Final Budget*	Actual Expenditures	Carry Forward	Initial Budget

**INSTRUCTION**

**COLLEGE OF HEALTH AND HUMAN SERVICES**

Office of the Dean	\$ 1,797,354	\$ 3,214,792	\$ 1,777,007	\$ 1,437,785	\$ 1,780,408
Communicative Sciences & Disorders	1,066,555	1,197,029	1,144,818	52,211	1,155,788
Health Science	1,093,320	1,271,746	1,386,631	(114,885)	1,127,196
Kinesiology	1,529,112	1,786,567	1,786,495	72	1,607,462
Nursing	1,400,552	1,585,894	1,668,714	(82,820)	1,450,251
Physical Therapy Program	718,453	808,960	807,411	1,549	747,385
Recreation Administration & Leisure Studies/Geron.	456,902	526,936	484,243	42,693	496,596
Social Work Education	1,457,010	1,657,496	1,550,443	107,053	1,477,954
Alliance for Minority Partnership	11,200	11,200	2,986	8,214	11,200
<b>TOTAL COLLEGE OF HEALTH AND HUMAN SERVICES</b>	<b>\$ 9,530,458</b>	<b>\$ 12,060,620</b>	<b>\$ 10,608,748</b>	<b>\$ 1,451,872</b>	<b>\$ 9,854,240</b>

**COLLEGE OF SCIENCE AND MATHEMATICS**

Office of the Dean	\$ 1,951,832	\$ 3,227,621	\$ 2,227,030	\$ 1,000,591	\$ 2,414,727
Computer Science	883,826	980,999	915,236	65,763	866,825
Biology	2,034,847	2,252,562	2,039,616	212,946	2,040,894
Chemistry	1,537,767	1,650,067	1,558,680	91,387	1,434,994
Earth & Environmental Sciences	815,160	870,326	804,674	65,652	835,975
Mathematics	1,717,865	1,790,568	1,586,564	204,004	1,639,180
Physics	1,065,588	1,157,266	1,081,000	76,266	1,046,114
Psychology	1,888,795	2,020,640	1,749,982	270,658	1,708,203
Science and Math Education Ctr	-	108,310	93,851	14,459	29,780
<b>TOTAL COLLEGE OF SCIENCE AND MATHEMATICS</b>	<b>\$ 11,895,680</b>	<b>\$ 14,058,359</b>	<b>\$ 12,056,633</b>	<b>\$ 2,001,726</b>	<b>\$12,016,692</b>

\* Final Budget includes Prior Year Carry Forward.

**CALIFORNIA STATE UNIVERSITY, FRESNO  
GENERAL FUND**

**ACADEMIC AFFAIRS**

**2006-07 BUDGET SUMMARY**

**SCHOOL/DEPARTMENT**

2005-2006				2006-2007
Initial Budget	Final Budget*	Actual Expenditures	Carry Forward	Initial Budget

**INSTRUCTION**

**COLLEGE OF SOCIAL SCIENCES**

Office of the Dean	\$ 1,255,362	\$ 2,133,836	\$ 758,117	\$ 1,375,719	\$ 1,335,735
Anthropology	696,929	733,637	701,589	32,048	689,687
Central Valley Inst for Regional & Historical Studies	-	-	-	-	12,805
Chicano-Latino Studies	402,937	422,651	394,921	27,730	453,488
Criminology	1,554,807	1,610,010	1,562,581	47,429	1,501,851
Ctr Economic Educ, Central CA	-	25,000	1,200	23,800	-
Ctr Study Crime & Victimization	-	25,000	-	25,000	-
Economics	579,343	605,915	596,320	9,595	603,649
Africana and American Indian Studies	196,537	218,334	219,108	(774)	232,325
Geography	589,556	626,163	612,541	13,622	461,823
History	1,316,822	1,403,455	1,346,605	56,850	1,358,975
Political Science	815,922	867,435	843,119	24,316	868,020
Sociology	688,023	748,184	703,220	44,964	608,871
Women's Studies Program	281,276	314,833	311,399	3,434	330,356
Peace & Conflict	-	1,179	724	455	100
Criminology Jt Doctoral Prog	-	650,000	3,000	647,000	-
<b>TOTAL COLLEGE OF SOCIAL SCIENCES</b>	<b>\$ 8,377,514</b>	<b>\$ 10,385,632</b>	<b>\$ 8,054,444</b>	<b>\$ 2,331,188</b>	<b>\$ 8,457,685</b>

**COLLEGE OF AGRICULTURAL SCIENCES AND TECHNOLOGY**

Office Of The Dean	\$ 1,424,568	\$ 2,152,590	\$ 750,922	\$ 1,401,668	\$ 1,078,153
Agricultural Economics	370,858	517,477	516,064	1,413	394,809
Animal Sciences & Agricultural Education	912,857	965,962	955,127	10,835	957,864
Child, Family & Consumer Sciences	532,594	735,407	720,940	14,467	542,309
Food Science & Nutrition	426,873	525,372	517,958	7,414	493,856
Industrial Technology	371,048	562,455	570,786	(8,331)	369,084
Plant Science	592,623	610,691	610,112	579	743,775
Viticulture and Enology	481,699	532,308	510,293	22,015	478,578
<b>TOTAL COLLEGE OF AGRICULTURAL SCIENCES AND TECHNOLOGY</b>	<b>\$ 5,113,120</b>	<b>\$ 6,602,262</b>	<b>\$ 5,152,202</b>	<b>\$ 1,450,060</b>	<b>\$ 5,058,428</b>

\* Final Budget includes Prior Year Carry Forward.



**CALIFORNIA STATE UNIVERSITY, FRESNO  
GENERAL FUND**

**ACADEMIC AFFAIRS**

**2006-07 BUDGET SUMMARY**

**SCHOOL/DEPARTMENT**

**2005-2006**

**2006-2007**

**Initial  
Budget**

**Final  
Budget\***

**Actual  
Expenditures**

**Carry  
Forward**

**Initial  
Budget**

**INSTRUCTION**

**COLLEGE OF ARTS AND HUMANITIES**

Office Of The Dean	\$ 2,172,457	\$ 3,653,953	\$ 1,099,637	\$ 2,554,316	\$ 1,512,809
Armenian Studies	100,569	97,653	92,163	5,490	145,093
Art & Design	1,687,631	1,775,684	1,797,873	(22,189)	1,797,633
Communication	1,152,593	1,212,495	1,284,121	(71,626)	1,169,348
English	2,655,617	2,930,517	3,115,522	(185,005)	2,847,498
Foreign Languages & Literature	1,272,436	1,338,309	1,406,599	(68,290)	1,363,189
Linguistics	907,301	949,439	1,040,496	(91,057)	1,025,669
Mass Communication & Journalism	1,001,023	1,048,455	1,007,033	41,422	1,014,456
Music	1,610,581	1,692,269	1,770,672	(78,403)	1,668,376
Philosophy	847,170	884,278	902,899	(18,621)	972,243
Theatre Arts	1,366,338	1,430,528	1,455,403	(24,875)	1,423,298
CSU Summer Arts	-	305,278	287,706	17,572	-
Marching Band	65,276	66,109	66,516	(407)	71,392
Student Writing Skills	123,492	4,047	4,047	-	123,492
<b>TOTAL COLLEGE OF ARTS AND HUMANITIES</b>	<b>\$ 14,962,484</b>	<b>\$ 17,389,014</b>	<b>\$ 15,330,687</b>	<b>\$ 2,058,327</b>	<b>\$15,134,496</b>

**DIVISION OF GRADUATE STUDIES**

Division of Graduate Studies	\$ 679,763	\$ 714,236	\$ 702,670	\$ 11,566	\$ 583,864
<b>TOTAL DIVISION OF GRADUATE STUDIES</b>	<b>\$ 679,763</b>	<b>\$ 714,236</b>	<b>\$ 702,670</b>	<b>\$ 11,566</b>	<b>\$ 583,864</b>

**CALIFORNIA STATE UNIVERSITY, FRESNO  
GENERAL FUND**

**ACADEMIC AFFAIRS**

**2006-07 BUDGET SUMMARY**

**SCHOOL/DEPARTMENT**

**2005-2006**

**2006-2007**

**Initial  
Budget**

**Final  
Budget\***

**Actual  
Expenditures**

**Carry  
Forward**

**Initial  
Budget**

**INSTRUCTION**

**PROVOST**

Office Of The Provost	\$ 494,564	\$ 531,538	\$ 527,685	\$ 3,853	\$ 553,840
Academic Senate	81,468	90,118	89,595	523	76,860
Science & Mathematics Ed Ctr	-	12,680	9,662	3,018	-
Dean of Undergraduate Studies	347,984	352,971	338,860	14,111	344,668
Institutional Research	202,712	221,055	238,774	(17,719)	313,460
Civic Engagement & Students for Comm Serv	118,892	184,338	170,367	13,971	133,730
Center for Enhancement of Teaching & Learning	60,292	67,701	58,980	8,721	86,187
University Lecture Series	7,500	8,914	8,820	94	7,500
Smittcamp Family Honors College	311,520	168,351	326,515	(158,164)	303,280
Interdiscipl Spatial Information Systems (ISIS)	-	(75,902)	61,407	(137,309)	120,744
Academic Resources	327,472	336,118	313,846	22,272	351,844
PVPAA Resources	1,375,332	4,026,876	2,803,310	1,223,566	4,697,238
Programs for Children	311,560	315,767	335,214	(19,447)	311,560
Lyles Center for I & E	-	660,866	513,869	146,997	-
Academic Development	-	47,400	211	47,189	315,800
Academic Personnel	310,361	346,328	344,639	1,689	319,306
Office of Community & Econ Dev	-	287,093	261,327	25,766	-
Grants & Research	421,860	434,688	431,421	3,267	500,672
Solutions Center	-	660	2,551	(1,891)	-
ACT Program	-	(54,982)	(3,876)	(51,106)	-
International Programs	90,064	140,383	89,685	50,698	96,712
Assistant to the Provost	-	303,357	31,026	272,331	-
Div of Continuing & Global Education	-	1,780,148	1,787,273	(7,125)	-
<b>TOTAL PROVOST</b>	<b>\$ 4,461,581</b>	<b>\$ 10,186,466</b>	<b>\$ 8,741,161</b>	<b>\$ 1,445,305</b>	<b>\$ 8,533,401</b>
<b>TOTAL INSTRUCTION</b>	<b>\$ 71,986,302</b>	<b>\$ 91,784,239</b>	<b>\$ 78,897,958</b>	<b>\$ 12,886,281</b>	<b>\$ 76,961,714</b>

\* Final Budget includes Prior Year Carry Forward.



**CALIFORNIA STATE UNIVERSITY, FRESNO  
GENERAL FUND**

**ACADEMIC AFFAIRS**

**2006-07 BUDGET SUMMARY**

SCHOOL/DEPARTMENT	2005-2006				2006-2007
	Initial Budget	Final Budget*	Actual Expenditures	Carry Forward	Initial Budget
<b>ACADEMIC SUPPORT</b>					
College Of Sequoia Center	\$ 71,141	\$ 116,897	\$ 112,616	\$ 4,281	\$ 73,772
CA Agricultural Technology Inst. (CATI)	1,076,507	1,944,326	929,064	1,015,262	1,109,616
Agricultural Research Initiative (ARI)	4,000,000	4,331,424	1,105,291	3,226,133	4,000,000
University Farm Lab	1,633,438	1,455,635	1,495,415	(39,780)	1,662,754
Library: Administration	5,707,299	5,917,411	5,377,071	540,340	5,941,179
<b>TOTAL ACADEMIC SUPPORT</b>	<b>\$ 12,488,385</b>	<b>\$ 13,765,693</b>	<b>\$ 9,019,457</b>	<b>\$ 4,746,236</b>	<b>\$ 12,787,321</b>
<b>TOTAL ACADEMIC AFFAIRS</b>	<b>\$ 84,474,687</b>	<b>\$ 105,549,932</b>	<b>\$ 87,917,415</b>	<b>\$ 17,632,517</b>	<b>\$89,749,035</b>

\* Final Budget includes Prior Year Carry Forward.

**CALIFORNIA STATE UNIVERSITY, FRESNO**  
**GENERAL FUND**  
**2006-07 BUDGETS BY CATEGORY**

SCHOOL/DEPARTMENT	Tenured Faculty	Lecturers, G/A, T/A	MPP	Staff & Temp Help	Students	Personal Serv Reserve	OEE	Total*
<b>ACADEMIC AFFAIRS</b>								
<b>INSTRUCTION</b>								
<b>CRAIG SCHOOL OF BUSINESS</b>								
Office Of The Dean	\$ -	\$ -	\$ 276,108	\$ 396,863	\$ 56,800	\$ -	\$ (297,033)	\$ 432,738
Accountancy	701,982	212,104	-	41,040	3,000	-	1,339	959,465
Finance & Business Law	1,228,552	169,050	-	44,436	3,000	-	1,644	1,446,682
Information Systems & Decision Sci	1,215,092	222,533	-	38,724	3,000	-	2,111	1,481,460
Management	995,643	394,321	-	44,847	3,000	-	1,671	1,439,482
Marketing and Logistics	417,480	155,420	-	26,046	3,000	-	952	602,898
Aerospace Studies	-	-	-	26,388	-	-	5,000	31,388
Military Science Program	-	-	-	23,916	5,000	-	-	28,916
Business Graduate Program	-	-	-	51,612	3,000	-	2,000	56,612
University Business Center	-	-	72,000	39,482	-	-	-	111,482
<b>TOTAL CRAIG SCHOOL OF BUSINESS</b>	<b>\$ 4,558,749</b>	<b>\$ 1,153,428</b>	<b>\$ 348,108</b>	<b>\$ 733,354</b>	<b>\$ 79,800</b>	<b>\$ -</b>	<b>\$ (282,316)</b>	<b>\$ 6,591,123</b>
<b>KREMEN SCHOOL OF EDUCATION AND HUMAN DEVELOPMENT</b>								
Office Of The Dean	\$ -	\$ -	\$ 217,728	\$ 622,472	\$ 141,149	\$ -	\$ 18,479	\$ 999,828
Counseling and Special Education	1,117,706	465,820	-	34,992	8,738	-	43,575	1,670,831
Curriculum Teaching & Edu Tech	1,476,054	894,909	-	39,120	15,690	-	56,250	2,482,023
Education Research Administration	550,332	400,110	-	31,212	8,738	-	16,800	1,007,192
Literacy & Early Education	828,643	124,555	-	31,212	8,738	-	32,235	1,025,383
Joint Doctoral Program	-	-	-	106,646	8,000	-	48,900	163,546
Liberal Studies Program	-	-	-	164,286	-	-	10,000	174,286
Education/Human Development	-	-	-	-	-	-	1,100	1,100
<b>TOTAL KREMEN SCHOOL OF EDUCATION AND HUMAN DEVELOPMENT</b>	<b>\$ 3,972,735</b>	<b>\$ 1,885,394</b>	<b>\$ 217,728</b>	<b>\$ 1,029,940</b>	<b>\$ 191,053</b>	<b>\$ -</b>	<b>\$ 227,339</b>	<b>\$ 7,524,189</b>
<b>COLLEGE OF ENGINEERING</b>								
Office of the Dean	\$ -	\$ -	\$ -	\$ -	\$ -	\$ -	\$ 299,153	\$ 299,153
Civil & Geomatics Eng & Construction	691,486	434,792	-	98,596	13,000	-	25,000	1,262,874
Electrical and Computer Engineering	573,373	194,103	-	87,384	24,840	-	21,000	900,700
Mechanical & Industrial Engineering	367,080	238,197	-	103,592	15,000	-	21,000	744,869
<b>TOTAL COLLEGE OF ENGINEERING</b>	<b>\$ 1,631,939</b>	<b>\$ 867,092</b>	<b>\$ -</b>	<b>\$ 289,572</b>	<b>\$ 52,840</b>	<b>\$ -</b>	<b>\$ 366,153</b>	<b>\$ 3,207,596</b>

\* Budgeted Salaries will not necessarily match position listing.  
Position Listings are a snap shot of only one month.



**CALIFORNIA STATE UNIVERSITY, FRESNO**  
**GENERAL FUND**  
**2006-07 BUDGETS BY CATEGORY**

SCHOOL/DEPARTMENT	Tenured Faculty	Lecturers, G/A, T/A	MPP	Staff & Temp Help	Students	Personal Serv Reserve	OEE	Total*
<b>ACADEMIC AFFAIRS</b>								
<b>INSTRUCTION</b>								
<b>COLLEGE OF HEALTH AND HUMAN SERVICES</b>								
Office of the Dean	\$ -	\$ -	\$ 275,364	\$ 469,364	\$ 37,000	\$ -	\$ 998,680	\$ 1,780,408
Communicative Sciences & Disorders	512,333	456,033	-	155,292	3,850	-	28,280	1,155,788
Health Science	850,336	155,719	-	70,548	8,575	-	42,018	1,127,196
Kinesiology	872,190	511,647	-	126,222	19,100	-	78,303	1,607,462
Nursing	820,918	489,401	-	70,940	7,700	-	61,292	1,450,251
Physical Therapy Program	522,732	122,350	-	58,328	4,900	-	39,075	747,385
Recreation Admn & Leisure Studies	337,692	77,859	-	47,207	5,000	-	28,838	496,596
Social Work Education	1,113,034	200,210	-	110,096	10,500	-	44,114	1,477,954
Alliance for Minority Partnership	-	-	-	-	-	-	11,200	11,200
<b>TOTAL COLLEGE OF HEALTH AND HUMAN SERVICES</b>	<b>\$ 5,029,235</b>	<b>\$ 2,013,219</b>	<b>\$ 275,364</b>	<b>\$ 1,107,997</b>	<b>\$ 96,625</b>	<b>\$ -</b>	<b>\$ 1,331,800</b>	<b>\$ 9,854,240</b>
<b>COLLEGE OF SCIENCE &amp; MATHEMATICS</b>								
Office of the Dean	\$ -	\$ -	\$ 226,017	\$ 388,212	\$ 37,680	\$ 150,000	\$ 1,612,818	\$ 2,414,727
Computer Science	660,549	136,596	-	44,280	5,000	-	20,400	866,825
Biology	1,073,816	515,798	-	309,780	15,000	-	126,500	2,040,894
Chemistry	924,163	172,343	-	237,288	10,000	-	91,200	1,434,994
Earth & Environmental Sciences	439,552	266,439	-	89,484	13,000	-	27,500	835,975
Mathematics	941,344	573,520	-	64,716	39,805	-	19,795	1,639,180
Physics	535,560	235,750	-	209,004	13,000	-	52,800	1,046,114
Psychology	1,202,698	297,697	-	125,808	27,000	-	55,000	1,708,203
Science and Math Education Ctr	-	-	-	-	-	-	29,780	29,780
<b>TOTAL COLLEGE OF SCIENCE &amp; MATHEMATICS</b>	<b>\$ 5,777,682</b>	<b>\$ 2,198,143</b>	<b>\$ 226,017</b>	<b>\$ 1,468,572</b>	<b>\$ 160,485</b>	<b>\$ 150,000</b>	<b>\$ 2,035,793</b>	<b>\$ 12,016,692</b>

\* Budgeted Salaries will not necessarily match position listing.  
Position Listings are a snap shot of only one month.

**CALIFORNIA STATE UNIVERSITY, FRESNO**  
**GENERAL FUND**  
**2006-07 BUDGETS BY CATEGORY**

SCHOOL/DEPARTMENT	Tenured Faculty	Lecturers, G/A, T/A	MPP	Staff & Temp Help	Students	Personal Serv Reserve	OEE	Total*
<b>ACADEMIC AFFAIRS</b>								
<b>INSTRUCTION</b>								
<b>COLLEGE OF SOCIAL SCIENCES</b>								
Office of the Dean	\$ 35,000	\$ -	\$ 213,876	\$ 352,308	\$ 33,200	\$ 504,609	\$ 196,742	\$ 1,335,735
Anthropology	482,794	155,407	-	29,672	2,500	-	19,314	689,687
CVIRHS	-	-	-	1,000	-	-	11,805	12,805
Chicano-Latino Studies	265,926	133,501	-	38,844	-	-	15,217	453,488
Criminology	1,043,090	354,634	-	52,338	8,670	-	43,119	1,501,851
Economics	390,848	156,734	-	35,832	2,200	-	18,035	603,649
Africana and American Indian Studies	198,082	24,495	-	2,000	-	-	7,748	232,325
Geography	331,417	74,000	-	40,572	-	-	15,834	461,823
History	764,856	471,268	-	54,010	26,170	-	42,671	1,358,975
Political Science	537,328	246,473	-	56,950	7,000	-	20,269	868,020
Sociology	479,929	97,021	-	11,604	6,500	-	13,817	608,871
Women's Studies Program	183,272	123,329	-	-	-	-	23,755	330,356
Peace & Conflict	-	-	-	-	-	-	100	100
<b>TOTAL COLLEGE OF SOCIAL SCIENCES</b>	<b>\$ 4,712,542</b>	<b>\$ 1,836,862</b>	<b>\$ 213,876</b>	<b>\$ 675,130</b>	<b>\$ 86,240</b>	<b>\$ 504,609</b>	<b>\$ 428,426</b>	<b>\$ 8,457,685</b>
<b>COLLEGE OF AGRICULTURAL SCIENCES AND TECHNOLOGY</b>								
Office Of The Dean	\$ -	\$ 206,713	\$ 224,184	\$ 382,206	\$ 500	\$ 42,550	\$ 222,000	\$ 1,078,153
Agricultural Economics	333,390	-	-	40,044	3,206	-	18,169	394,809
Animal Sciences & Agricultural Educ	834,318	67,740	-	34,656	7,740	-	13,410	957,864
Child, Family & Consumer Sciences	378,893	86,112	-	51,654	4,200	-	21,450	542,309
Food Science & Nutrition	366,670	52,084	-	53,502	3,000	-	18,600	493,856
Industrial Technology	270,066	41,484	-	32,784	5,000	-	19,750	369,084
Plant Science	628,877	59,002	-	34,296	2,200	-	19,400	743,775
Viticulture and Enology	418,224	2,300	-	41,004	7,000	-	10,050	478,578
<b>TOTAL COLLEGE OF AGRICULTURAL SCIENCES AND TECHNOLOGY</b>	<b>\$ 3,230,438</b>	<b>\$ 515,435</b>	<b>\$ 224,184</b>	<b>\$ 670,146</b>	<b>\$ 32,846</b>	<b>\$ 42,550</b>	<b>\$ 342,829</b>	<b>\$ 5,058,428</b>

\* Budgeted Salaries will not necessarily match position listing.  
Position Listings are a snap shot of only one month.



**CALIFORNIA STATE UNIVERSITY, FRESNO**  
**GENERAL FUND**  
**2006-07 BUDGETS BY CATEGORY**

SCHOOL/DEPARTMENT	Tenured Faculty	Lecturers, G/A, T/A	MPP	Staff & Temp Help	Students	Personal Serv Reserve	OEE	Total*
<b>ACADEMIC AFFAIRS</b>								
<b>INSTRUCTION</b>								
<b>COLLEGE OF ARTS AND HUMANITIES</b>								
Office Of The Dean	\$ 35,000	\$ -	\$ 249,540	\$ 306,050	\$ -	\$ 797,649	\$ 124,570	\$ 1,512,809
Armenian Studies	43,956	98,044	-	-	-	-	3,093	145,093
Art & Design	1,096,022	556,151	-	76,446	-	-	69,014	1,797,633
Communication	774,237	321,066	-	41,208	-	-	32,837	1,169,348
English	1,878,068	731,400	-	97,530	99,500	-	41,000	2,847,498
Foreign Languages & Literature	822,434	447,463	-	63,792	-	-	29,500	1,363,189
Linguistics	641,087	296,686	-	61,896	-	-	26,000	1,025,669
Mass Communication & Journalism	625,945	218,366	-	123,145	-	-	47,000	1,014,456
Music	1,066,879	355,873	-	184,624	-	-	61,000	1,668,376
Philosophy	760,050	161,813	-	34,380	-	-	16,000	972,243
Theatre Arts	910,674	168,391	-	312,233	-	-	32,000	1,423,298
Marching Band	-	8,000	-	28,392	-	-	35,000	71,392
Student Writing Skills	-	123,492	-	-	-	-	-	123,492
<b>TOTAL COLLEGE OF ARTS AND HUMANITIES</b>	<b>\$ 8,654,352</b>	<b>\$ 3,486,745</b>	<b>\$ 249,540</b>	<b>\$ 1,329,696</b>	<b>\$ 99,500</b>	<b>\$ 797,649</b>	<b>\$ 517,014</b>	<b>\$ 15,134,496</b>
<b>DIVISION OF GRADUATE STUDIES</b>								
Division of Graduate Studies	\$ -	\$ -	\$ 120,000	\$ 437,313	\$ -	\$ -	\$ 26,551	\$ 583,864
<b>TOTAL DIVISION OF GRADUATE STUDIES</b>	<b>\$ -</b>	<b>\$ -</b>	<b>\$ 120,000</b>	<b>\$ 437,313</b>	<b>\$ -</b>	<b>\$ -</b>	<b>\$ 26,551</b>	<b>\$ 583,864</b>

\* Budgeted Salaries will not necessarily match position listing.  
 Position Listings are a snap shot of only one month.

**CALIFORNIA STATE UNIVERSITY, FRESNO**  
**GENERAL FUND**  
**2006-07 BUDGETS BY CATEGORY**

SCHOOL/DEPARTMENT	Tenured Faculty	Lecturers, G/A, T/A	MPP	Staff & Temp Help	Students	Personal Serv Reserve	OEE	Total*
<b>ACADEMIC AFFAIRS</b>								
<b>INSTRUCTION</b>								
<b>PROVOST</b>								
Office Of The Provost	\$ -	\$ -	\$ 320,784	\$ 178,056	\$ -	\$ -	\$ 55,000	\$ 553,840
Academic Senate	-	-	-	64,260	-	-	12,600	76,860
Dean of Undergraduate Studies	-	-	120,636	208,032	-	-	16,000	344,668
Institutional Research	-	-	85,008	208,452	-	-	20,000	313,460
Civic Engage & Stu for Comm Serv	-	71,076	-	45,654	-	-	17,000	133,730
Ctr for Enhancement Tchng & Lrng	-	-	-	67,403	3,000	-	15,784	86,187
University Lecture Series	-	-	-	-	-	-	7,500	7,500
Smittcamp Family Honors College	-	-	-	-	-	-	303,280	303,280
Interdiscpl Spatial Information Sys (ISIS)	-	-	75,744	-	-	-	45,000	120,744
Academic Resources	-	-	73,200	262,644	-	-	16,000	351,844
PVPAA Resources	-	-	-	-	-	-	4,697,238	4,697,238
Programs for Children	-	-	-	-	-	-	311,560	311,560
Academic Development	-	-	-	-	-	-	315,800	315,800
Academic Personnel	-	-	179,928	117,828	15,000	-	6,550	319,306
Grants & Research	-	-	348,036	114,636	-	-	38,000	500,672
International Programs	-	-	-	92,712	-	-	4,000	96,712
<b>PROVOST</b>	<b>\$ -</b>	<b>\$ 71,076</b>	<b>\$ 1,203,336</b>	<b>\$ 1,359,677</b>	<b>\$ 18,000</b>	<b>\$ -</b>	<b>\$ 5,881,312</b>	<b>\$ 8,533,401</b>
<b>TOTAL INSTRUCTION</b>	<b>\$ 37,567,672</b>	<b>\$ 14,027,394</b>	<b>\$ 3,078,153</b>	<b>\$ 9,101,397</b>	<b>\$ 817,389</b>	<b>\$ 1,494,808</b>	<b>\$ 10,874,901</b>	<b>\$ 76,961,714</b>
<b>ACADEMIC SUPPORT</b>								
College Of Sequoia Center	\$ -	\$ -	\$ -	\$ 48,772	\$ 5,000	\$ -	\$ 20,000	\$ 73,772
CA Agricultural Technology Inst. (CATI)	-	-	280,824	619,416	52,300	30,280	126,796	1,109,616
Agricultural Research Initiative (ARI)	-	-	-	-	-	-	4,000,000	4,000,000
University Farm Lab	-	-	121,773	1,111,238	455,502	-	(25,759)	1,662,754
Library: Administration	1,589,673	172,025	347,219	1,861,175	509,069	-	1,462,018	5,941,179
<b>TOTAL ACADEMIC SUPPORT</b>	<b>\$ 1,589,673</b>	<b>\$ 172,025</b>	<b>\$ 749,816</b>	<b>\$ 3,640,601</b>	<b>\$ 1,021,871</b>	<b>\$ 30,280</b>	<b>\$ 5,583,055</b>	<b>\$ 12,787,321</b>
<b>TOTAL ACADEMIC AFFAIRS</b>	<b>\$ 39,157,345</b>	<b>\$ 14,199,419</b>	<b>\$ 3,827,969</b>	<b>\$ 12,741,998</b>	<b>\$ 1,839,260</b>	<b>\$ 1,525,088</b>	<b>\$ 16,457,956</b>	<b>\$ 89,749,035</b>

\* Budgeted Salaries will not necessarily match position listing.  
 Position Listings are a snap shot of only one month.



**CALIFORNIA STATE UNIVERSITY, FRESNO  
GENERAL FUND**

**STUDENT AFFAIRS**

**2006-07 BUDGET SUMMARY**

SCHOOL/DEPARTMENT	2005-2006				2006-2007
	Initial Budget	Final Budget*	Actual Expenditures	Carry Forward	Initial Budget
<b>OFFICE OF THE VICE PRESIDENT OF STUDENT AFFAIRS</b>					
Vice President Of Student Affairs	\$ 450,290	\$ 689,728	\$ 655,565	\$ 34,163	\$ 717,723
Reserve	-	1,655,677	119,509	1,536,168	-
SA PS Project	-	100,813	101,142	(329)	-
Scholarships & Development	189,268	194,287	194,050	237	189,952
<b>TOTAL OFFICE OF THE VICE PRESIDENT OF STUDENT AFFAIRS</b>	<b>\$ 639,558</b>	<b>\$ 2,640,505</b>	<b>\$ 1,070,266</b>	<b>\$ 1,570,239</b>	<b>\$ 907,675</b>
<b>STUDENT HEALTH</b>					
University Health & Psychology Services	\$ 400,000	\$ 329,812	\$ 325,014	\$ 4,798	\$ 395,092
Services for Students with Disabilities	456,130	465,368	393,139	72,229	479,164
<b>TOTAL STUDENT HEALTH</b>	<b>\$ 856,130</b>	<b>\$ 795,180</b>	<b>\$ 718,153</b>	<b>\$ 77,027</b>	<b>\$ 874,256</b>
<b>ENROLLMENT SERVICES</b>					
Enrollment Services	\$ 259,899	\$ 290,728	\$ 213,330	\$ 77,398	\$ 197,900
Admissions, Records & Evaluations	2,205,214	2,270,053	2,239,825	30,228	2,273,493
Office of Financial Aid	954,572	1,004,852	961,398	43,454	1,025,780
University Outreach	1,057,161	1,124,485	1,096,235	28,250	1,032,305
International Student Services	574,159	603,885	596,711	7,174	679,589
<b>TOTAL ENROLLMENT SERVICES</b>	<b>\$ 5,051,005</b>	<b>\$ 5,294,003</b>	<b>\$ 5,107,499</b>	<b>\$ 186,504</b>	<b>\$ 5,209,067</b>
<b>STUDENT LIFE</b>					
Student Activity & Leadership Development	\$ 245,330	\$ 252,326	\$ 185,675	\$ 66,651	\$ 254,674
Women's Resource Center	116,642	134,879	127,594	7,285	133,506
<b>TOTAL STUDENT LIFE</b>	<b>\$ 361,972</b>	<b>\$ 387,205</b>	<b>\$ 313,269</b>	<b>\$ 73,936</b>	<b>\$ 388,180</b>

**CALIFORNIA STATE UNIVERSITY, FRESNO  
GENERAL FUND**

**STUDENT AFFAIRS**

**2006-07 BUDGET SUMMARY**

**SCHOOL/DEPARTMENT**

2005-2006				2006-2007
Initial Budget	Final Budget*	Actual Expenditures	Carry Forward	Initial Budget

**ACADEMIC ENHANCEMENT SERVICES**

Edu. Opportunity Prog. & Retention Support	\$ 810,788	\$ 915,013	\$ 919,428	\$ (4,415)	\$ 1,010,272
Re-Entry Programs	91,248	93,718	84,836	8,882	-
Summer Bridge Program	144,825	331,144	148,160	182,984	180,000
Office Of Advising Services	328,414	340,553	333,713	6,840	329,284
Learning Assistance Center	244,056	265,961	245,832	20,129	172,132
Intensive Learning Experience	24,300	67,932	58,383	9,549	143,300
Testing Services	129,170	129,646	98,380	31,266	92,566
<b>TOTAL ACADEMIC ENHANCEMENT SERVICES</b>	<b>\$ 1,772,801</b>	<b>\$ 2,143,967</b>	<b>\$ 1,888,732</b>	<b>\$ 255,235</b>	<b>\$ 1,927,554</b>

**CAREER SERVICES**

\$ 424,887	\$ 434,660	\$ 395,984	\$ 38,676	\$ 418,782
------------	------------	------------	-----------	------------

**TOTAL STUDENT AFFAIRS**

\$ 9,106,353	\$ 11,695,520	\$ 9,493,903	\$ 2,201,617	\$ 9,725,514
--------------	---------------	--------------	--------------	--------------



**CALIFORNIA STATE UNIVERSITY, FRESNO  
GENERAL FUND**

**STUDENT AFFAIRS**

**2006-07 BUDGETS BY CATEGORY**

SCHOOL/DEPARTMENT	Tenured Faculty	MPP	Staff & Temp Help	Students	OEE	Total*
<b>OFFICE OF THE VICE PRESIDENT OF STUDENT AFFAIRS</b>						
Vice President of Student Affairs	\$ -	\$ 356,136	\$ 115,736	\$ 4,250	\$ 241,601	\$ 717,723
Scholarships & Development	-	78,000	94,452	7,000	10,500	189,952
<b>TOTAL OFFICE OF THE VICE PRESIDENT OF STUDENT AFFAIRS</b>	<b>\$ -</b>	<b>\$ 434,136</b>	<b>\$ 210,188</b>	<b>\$ 11,250</b>	<b>\$ 252,101</b>	<b>\$ 907,675</b>
<b>STUDENT HEALTH</b>						
University Health & Psychology Serv	\$ 305,200	\$ -	\$ -	\$ -	\$ 89,892	\$ 395,092
Services for Students with Disabilities	-	65,628	342,886	38,250	32,400	479,164
<b>TOTAL STUDENT HEALTH</b>	<b>\$ 305,200</b>	<b>\$ 65,628</b>	<b>\$ 342,886</b>	<b>\$ 38,250</b>	<b>\$ 122,292</b>	<b>\$ 874,256</b>
<b>ENROLLMENT SERVICES</b>						
Enrollment Services	\$ -	\$ 142,668	\$ 35,232	\$ -	\$ 20,000	\$ 197,900
Admissions, Records & Evaluations	-	161,016	1,934,327	85,000	93,150	2,273,493
Office of Financial Aid	-	78,300	855,480	42,500	49,500	1,025,780
University Outreach	-	81,024	493,876	104,000	353,405	1,032,305
International Student Services	96,552	133,164	250,923	45,000	153,950	679,589
<b>TOTAL ENROLLMENT SERVICES</b>	<b>\$ 96,552</b>	<b>\$ 596,172</b>	<b>\$ 3,569,838</b>	<b>\$ 276,500</b>	<b>\$ 670,005</b>	<b>\$ 5,209,067</b>
<b>STUDENT LIFE</b>						
Student Activity & Leadership Develop	\$ -	\$ -	\$ 192,444	\$ 11,900	\$ 50,330	\$ 254,674
Women's Resource Center	-	-	93,456	22,550	17,500	133,506
<b>TOTAL STUDENT LIFE</b>	<b>\$ -</b>	<b>\$ -</b>	<b>\$ 285,900</b>	<b>\$ 34,450</b>	<b>\$ 67,830</b>	<b>\$ 388,180</b>

\* Budgeted Salaries will not necessarily match position listing.

**CALIFORNIA STATE UNIVERSITY, FRESNO  
GENERAL FUND**

**STUDENT AFFAIRS**

**2006-07 BUDGETS BY CATEGORY**

SCHOOL/DEPARTMENT	Tenured Faculty	MPP	Staff & Temp Help	Students	OEE	Total*
<b>ACADEMIC ENHANCEMENT SERVICES</b>						
Educational Opp Prog & Retention	\$ -	\$ 246,660	\$ 599,678	\$ 110,200	\$ 53,734	\$ 1,010,272
Re-Entry Programs	-	-	-	-	-	-
Summer Bridge Program	-	-	-	-	180,000	180,000
Office of Advising Services	-	-	273,854	24,000	31,430	329,284
Learning Assistance Center	-	-	93,552	72,100	6,480	172,132
Intensive Learning Experience	-	-	16,200	-	127,100	143,300
Testing Services	-	-	90,016	2,550	-	92,566
<b>TOTAL ACADEMIC ENHANCEMENT SERVICES</b>	<b>\$ -</b>	<b>\$ 246,660</b>	<b>\$ 1,073,300</b>	<b>\$ 208,850</b>	<b>\$ 398,744</b>	<b>\$ 1,927,554</b>
<b>CAREER SERVICES</b>						
Career Services	\$ -	\$ 68,004	\$ 314,578	\$ 11,900	\$ 24,300	\$ 418,782
<b>TOTAL STUDENT AFFAIRS</b>	<b>\$ 401,752</b>	<b>\$ 1,410,600</b>	<b>\$ 5,796,690</b>	<b>\$ 581,200</b>	<b>\$ 1,535,272</b>	<b>\$ 9,725,514</b>

\* Budgeted Salaries will not necessarily match position listing.



**CALIFORNIA STATE UNIVERSITY, FRESNO  
GENERAL FUND**

**ADMINISTRATIVE SERVICES**

**2006-07 BUDGET SUMMARY**

SCHOOL/DEPARTMENT	2005-2006				2006-2007
	Initial Budget	Final Budget*	Actual Expenditures	Carry Forward	Initial Budget
<b>VICE PRESIDENT ADMINISTRATION</b>					
<b>VP ADMINISTRATION</b>					
Vice President Administration	\$ 327,571	\$ 338,607	\$ 318,444	\$ 20,163	\$ 377,755
VPA General	581,167	2,210,274	61,670	2,148,604	677,405
VPA-Space Rental	-	182,050	102,797	79,253	-
VPA Special Projects	-	229,800	-	229,800	-
<b>TOTAL VP ADMINISTRATION</b>	<b>\$ 908,738</b>	<b>\$ 2,960,731</b>	<b>\$ 482,911</b>	<b>\$ 2,477,820</b>	<b>\$ 1,055,160</b>
<b>FINANCIAL MANAGEMENT</b>					
Financial Management	\$ 123,612	\$ 453,919	\$ 216,958	\$ 236,961	\$ 216,597
Accounting Services	1,183,258	1,308,375	1,233,086	75,289	1,278,196
Payroll Services	282,384	301,241	313,929	(12,688)	301,561
Procurement Services	395,654	408,027	417,121	(9,094)	450,436
Shipping, Receiving & Property Mgmt.	145,952	173,820	137,369	36,451	114,026
Printing & Mail Services	155,004	159,611	136,568	23,043	85,050
<b>TOTAL FINANCIAL MANAGEMENT</b>	<b>\$ 2,285,864</b>	<b>\$ 2,804,993</b>	<b>\$ 2,455,031</b>	<b>\$ 349,962</b>	<b>\$ 2,445,866</b>
<b>PUBLIC SAFETY</b>					
Public Safety	\$ 153,603	\$ 505,417	\$ 241,467	\$ 263,950	\$ 133,450
Police	1,243,853	1,364,478	1,157,339	207,139	1,365,416
Parking	-	20,000	15,000	5,000	-
Environmental Health & Safety	536,339	579,108	686,527	(107,419)	513,549
University Key Card	30,386	30,386	34,814	(4,428)	20,000
<b>TOTAL PUBLIC SAFETY</b>	<b>\$ 1,964,181</b>	<b>\$ 2,499,389</b>	<b>\$ 2,135,147</b>	<b>\$ 364,242</b>	<b>\$ 2,032,415</b>

\* Final Budget includes Prior Year Carry Forward.

**CALIFORNIA STATE UNIVERSITY, FRESNO  
GENERAL FUND**

**ADMINISTRATIVE SERVICES**

**2006-07 BUDGET SUMMARY**

SCHOOL/DEPARTMENT	2005-2006				2006-2007
	Initial Budget	Final Budget*	Actual Expenditures	Carry Forward	Initial Budget
<b>VICE PRESIDENT ADMINISTRATION</b>					
<b>HUMAN RESOURCES</b>					
Human Resources	\$ 266,911	\$ 384,802	\$ 326,643	\$ 58,159	\$ 366,541
Employment and Benefit Services	458,190	475,810	560,828	(85,018)	484,743
Benefits	-	-	(16,603)	16,603	-
Employee Assistance & Development	133,351	135,715	126,633	9,082	137,775
Assistive Devices	24,000	5,402	-	5,402	12,000
<b>TOTAL HUMAN RESOURCES</b>	<b>\$ 882,452</b>	<b>\$ 1,001,729</b>	<b>\$ 997,501</b>	<b>\$ 4,228</b>	<b>\$ 1,001,059</b>
<b>TOTAL VP ADMINISTRATION</b>	<b>\$ 6,041,235</b>	<b>\$ 9,266,842</b>	<b>\$ 6,070,590</b>	<b>\$ 3,196,252</b>	<b>\$ 6,534,500</b>
<b>PLANT OPERATIONS</b>					
Plant Operations	\$ 500,082	\$ 634,748	\$ 684,430	\$ (49,682)	\$ 672,508
Utility Plant-Personnel	793,608	816,972	841,702	(24,730)	838,512
Building Maintenance Services	1,369,507	1,786,735	1,776,176	10,559	1,388,046
Grounds Maintenance Services	1,098,489	1,390,950	1,283,317	107,633	1,076,415
Custodial Services	1,736,749	2,039,184	1,976,016	63,168	1,753,805
Deferred Maintenance & Repair	687,561	2,022,799	789,528	1,233,271	819,887
Facilities Planning	605,967	2,756,297	2,601,660	154,637	622,840
Executive Residence	45,039	47,537	62,034	(14,497)	51,936
<b>TOTAL PLANT OPERATIONS</b>	<b>\$ 6,837,002</b>	<b>\$ 11,495,222</b>	<b>\$ 10,014,863</b>	<b>\$ 1,480,359</b>	<b>\$ 7,223,949</b>
<b>TOTAL ADMINISTRATIVE SERVICES</b>	<b>\$ 12,878,237</b>	<b>\$ 20,762,064</b>	<b>\$ 16,085,453</b>	<b>\$ 4,676,611</b>	<b>\$ 13,758,449</b>

\* Final Budget includes Prior Year Carry Forward.



**CALIFORNIA STATE UNIVERSITY, FRESNO  
GENERAL FUND**

**ADMINISTRATIVE SERVICES**

**2006-07 BUDGETS BY CATEGORY**

SCHOOL/DEPARTMENT

MPP

Staff &  
Temp Help

Students

OEE

Total\*

**VICE PRESIDENT ADMINISTRATION**

**VP ADMINISTRATION**

Vice President Administration	\$ 264,324	\$ 39,156	\$ 8,300	\$ 65,975	\$ 377,755
VPA General			15,000	662,405	677,405
<b>TOTAL VP ADMINISTRATION</b>	<b>\$ 264,324</b>	<b>\$ 39,156</b>	<b>\$ 23,300</b>	<b>\$ 728,380</b>	<b>\$ 1,055,160</b>

**FINANCIAL MANAGEMENT**

Financial Management	\$ 124,380	\$ -	\$ -	\$ 92,217	\$ 216,597
Accounting Services	368,325	1,196,484	13,000	(299,613)	1,278,196
Payroll Services	82,344	211,853		7,364	301,561
Procurement Services	73,848	331,284	7,949	37,355	450,436
Shipping, Receiving & Property Mgmt		177,156	16,160	(79,290)	114,026
Printing & Mail Services		112,491		(27,441)	85,050
<b>TOTAL FINANCIAL MANAGEMENT</b>	<b>\$ 648,897</b>	<b>\$ 2,029,268</b>	<b>\$ 37,109</b>	<b>\$ (269,408)</b>	<b>\$ 2,445,866</b>

**PUBLIC SAFETY**

Public Safety	\$ 98,304	\$ 31,836	\$ 7,650	\$ (4,340)	\$ 133,450
Police	246,948	1,241,360	38,250	(161,142)	1,365,416
Environmental Health & Safety	149,760	298,608	7,650	57,531	513,549
University Key Card	-	-	20,000	-	20,000
<b>TOTAL PUBLIC SAFETY</b>	<b>\$ 495,012</b>	<b>\$ 1,571,804</b>	<b>\$ 73,550</b>	<b>\$ (107,951)</b>	<b>\$ 2,032,415</b>

**HUMAN RESOURCES**

Human Resources	\$ 298,456	\$ 107,824	\$ -	\$ (39,739)	\$ 366,541
Employment & Benefit Services	146,736	298,007	7,000	33,000	484,743
Employee Assistance & Development	80,004	50,771	-	7,000	137,775
Assistive Devices	-	-	-	12,000	12,000
<b>TOTAL HUMAN RESOURCES</b>	<b>\$ 525,196</b>	<b>\$ 456,602</b>	<b>\$ 7,000</b>	<b>\$ 12,261</b>	<b>\$ 1,001,059</b>

<b>TOTAL VP ADMINISTRATION</b>	<b>\$ 1,933,429</b>	<b>\$ 4,096,830</b>	<b>\$ 140,959</b>	<b>\$ 363,282</b>	<b>\$ 6,534,500</b>
--------------------------------	---------------------	---------------------	-------------------	-------------------	---------------------

\* Budgeted Salaries will not necessarily match position listing.  
Position Listings are a snap-shot of only one month.

**CALIFORNIA STATE UNIVERSITY, FRESNO  
GENERAL FUND**

**ADMINISTRATIVE SERVICES**

**2006-07 BUDGETS BY CATEGORY**

**SCHOOL/DEPARTMENT**

**MPP**

**Staff &  
Temp Help**

**Students**

**OEE**

**Total\***

**PLANT OPERATIONS**

Plant Operations	\$ 354,156	\$ 247,404	\$ 21,000	\$ 49,948	\$ 672,508
Utility Plant-Personnel	152,712	681,688	-	4,112	838,512
Building Maintenance	66,996	1,384,580	-	(63,530)	1,388,046
Grounds Maintenance	59,004	773,440	-	243,971	1,076,415
Custodial Services	160,824	1,392,988	-	199,993	1,753,805
Deferred Maintenance & Repair	-	267,972	-	551,915	819,887
Facilities Planning	81,792	533,048	8,000	-	622,840
Executive Residence	-	51,936	-	-	51,936
<b>TOTAL PLANT OPERATIONS</b>	<b>\$ 875,484</b>	<b>\$ 5,333,056</b>	<b>\$ 29,000</b>	<b>\$ 986,409</b>	<b>\$ 7,223,949</b>

<b>TOTAL ADMINISTRATIVE SERVICES</b>	<b>\$ 2,808,913</b>	<b>\$ 9,429,886</b>	<b>\$ 169,959</b>	<b>\$ 1,349,691</b>	<b>\$ 13,758,449</b>
--------------------------------------	---------------------	---------------------	-------------------	---------------------	----------------------

\* Budgeted Salaries will not necessarily match position listing.  
Position Listings are a snap-shot of only one month.



**CALIFORNIA STATE UNIVERSITY, FRESNO  
GENERAL FUND**

**UNIVERSITY ADVANCEMENT**

2005-2006				2006-2007
Initial Budget	Final Budget *	Actual Expenditures	Carry Forward	Initial Budget

**2006-07 BUDGET SUMMARY**

VP For University Advancement	\$ 336,674	\$ 919,458	\$ 705,362	\$ 214,096	\$ 365,197
University Development	734,386	835,518	772,960	62,558	805,312
Advancement Services	145,275	150,343	149,524	819	149,172
University Communications	566,784	616,471	616,479	(8)	572,937
Alumni Relations	285,808	364,013	337,757	26,256	295,840
<b>TOTAL UNIVERSITY ADVANCEMENT</b>	<b>\$ 2,068,927</b>	<b>\$ 2,885,803</b>	<b>\$ 2,582,082</b>	<b>\$ 303,721</b>	<b>\$ 2,188,458</b>

MPP	Staff & Temp Help	Personal Serv Reserve	OEE	Total*
-----	----------------------	--------------------------	-----	--------

**2006-07 BUDGETS BY CATEGORY**

VP for University Advancement	\$ 253,848	\$ 107,918	\$ 3,431	\$ -	\$ 365,197
University Development	805,312	-	-	-	805,312
Advancement Services	68,256	80,916	-	-	149,172
University Communications	284,013	288,924	-	-	572,937
Alumni Relations	126,468	162,372	-	7,000	295,840
<b>TOTAL UNIVERSITY ADVANCEMENT</b>	<b>\$ 1,537,897</b>	<b>\$ 640,130</b>	<b>\$ 3,431</b>	<b>\$ 7,000</b>	<b>\$ 2,188,458</b>

\* Final Budget includes Prior Year Carry Forward.

**CALIFORNIA STATE UNIVERSITY, FRESNO  
GENERAL FUND**

**EXECUTIVE**

	2005-2006				2006-2007
	Initial Budget	Final Budget*	Actual Expenditures	Carry Forward	Initial Budget
<b>2006-07 BUDGET SUMMARY</b>					
Office Of The President	\$ 743,393	\$ 795,245	\$ 785,150	\$ 10,095	\$ 719,616
Program Support	211,467	521,814	396,653	125,161	301,287
Maddy Institute	-	111,030	112,764	(1,734)	-
Budget and Treasury Management	206,724	247,193	225,239	21,954	225,492
<b>TOTAL EXECUTIVE</b>	<b>\$ 1,161,584</b>	<b>\$ 1,675,282</b>	<b>\$ 1,519,806</b>	<b>\$ 155,476</b>	<b>\$ 1,246,395</b>

						MPP	Staff & Temp Help	Students	OEE	Total*
2006-07 BUDGETS BY CATEGORY										
Office of the President						\$ 514,176	\$ 88,440	\$ 17,000	\$ 100,000	\$ 719,616
Program Support						-	-	-	301,287	301,287
Maddy Institute						-	-	-	-	-
Budget and Treasury Management						83,184	126,912	-	15,396	225,492
TOTAL EXECUTIVE						\$ 597,360	\$ 215,352	\$ 17,000	\$ 416,683	\$ 1,246,395

\* Final Budget includes Prior Year Carry Forward.



**CALIFORNIA STATE UNIVERSITY, FRESNO  
GENERAL FUND**

<b>ATHLETICS</b>
------------------

2005-2006					2006-2007
Initial Budget	Final Budget*	Actual Expenditures	Carry Forward		Initial Budget
<b>2006-07 BUDGET SUMMARY</b>					
Athletics Department	\$ 2,130,166	\$ 3,451,366	\$ 3,046,255	\$ 405,111	\$ 2,261,001
<b>TOTAL ATHLETICS</b>	<b>\$ 2,130,166</b>	<b>\$ 3,451,366</b>	<b>\$ 3,046,255</b>	<b>\$ 405,111</b>	<b>\$ 2,261,001</b>

	Tenured Faculty	MPP	Staff & Temp Help	OEE	Total*
<b>2006-07 BUDGETS BY CATEGORY</b>					
Athletics Department	\$ 1,737,268	\$ 956,244	\$ 66,048	\$ (498,559)	\$ 2,261,001
<b>TOTAL ATHLETICS</b>	<b>\$ 1,737,268</b>	<b>\$ 956,244</b>	<b>\$ 66,048</b>	<b>\$ (498,559)</b>	<b>\$ 2,261,001</b>

\* Final Budget includes Prior Year Carry Forward.

**CALIFORNIA STATE UNIVERSITY, FRESNO  
GENERAL FUND**

**INFORMATION TECHNOLOGY**

2005-2006				2006-2007
Initial Budget	Final Budget*	Actual Expenditures	Carry Forward	Initial Budget

**2006-07 BUDGET SUMMARY**

Office of Chief Information Officer	\$ 1,993,566	\$ 20,212	\$ (444,300)	\$ 464,512	\$ 2,168,034
Teaching, Learning and Tech	1,214,111	1,171,318	1,201,693	(30,375)	1,287,712
Digital Campus	-	324,172	355,498	(31,326)	-
Campus Information Systems	1,953,014	2,876,904	2,092,235	784,669	1,978,496
Information Technology Services	2,607,126	3,995,935	2,145,062	1,850,873	2,546,835
Tele-Communications	455,682	871,784	763,145	108,639	664,182
<b>TOTAL INFORMATION TECHNOLOGY</b>	<b>\$ 8,223,499</b>	<b>\$ 9,260,325</b>	<b>\$ 6,113,333</b>	<b>\$ 3,146,992</b>	<b>\$ 8,645,259</b>

MPP	Staff & Temp Help	Students	OEE	Total*
-----	-------------------	----------	-----	--------

**2006-07 BUDGETS BY CATEGORY**

Office of Chief Information Officer	\$ -	\$ -	\$ -	\$ 2,168,034	\$ 2,168,034
Teaching, Learning and Tech	87,966	883,792	74,356	241,598	1,287,712
Digital Campus	-	-	-	-	-
Campus Information Systems	277,772	1,411,786	11,000	277,938	1,978,496
Information Technology Services	301,428	1,444,966	92,500	707,941	2,546,835
Tele-Communications	-	790,035	83,000	(208,853)	664,182
<b>TOTAL INFORMATION TECHNOLOGY</b>	<b>\$ 667,166</b>	<b>\$ 4,530,579</b>	<b>\$ 260,856</b>	<b>\$ 3,186,658</b>	<b>\$ 8,645,259</b>

\* Final Budget include Prior Year Carry Forward.



**CALIFORNIA STATE UNIVERSITY, FRESNO  
GENERAL FUND**

**CENTRALLY MANAGED**

	2005-2006				2006-2007
	Initial Budget	Final Budget*	Actual Expenditures	Carry Forward	Budget
<b>2006-07 BUDGET SUMMARY</b>					
Compensation	\$ 4,457,336	\$ 373,330	\$ -	\$ 373,330	\$ 5,446,542
Benefits	38,116,492	38,061,703	35,798,200	2,263,503	38,419,492
Strategic Planning	500,000	166,250		166,250	500,000
Special Initiatives (Economic Development)	650,000	(76,025)		(76,025)	650,000
Risk Management Pool	3,997,375	3,997,375	4,573,309	(575,934)	3,992,188
Cal State Teach	500,000			-	500,000
Unallocated Reserve	775,957	(1,559,084)	166,310	(1,725,394)	1,859,606
Apple Funds	-	-	(82,146)	82,146	-
Summer Arts	297,000			-	340,000
YRO Buydown	-	-		-	-
PeopleSoft Implementation Loan	-	(992,205)		(992,205)	-
Student Financial Aid	14,844,820	14,844,820	14,939,550	(94,730)	15,541,320
Work-Study	825,803	935,383	800,242	135,141	792,154
Central Utility Management	4,830,472	4,860,012	6,265,279	(1,405,267)	5,330,472
<b>SUBTOTAL CENTRALLY MANAGED</b>	<b>\$ 69,795,255</b>	<b>\$ 60,611,559</b>	<b>\$ 62,460,744</b>	<b>\$ (1,849,185)</b>	<b>\$73,371,774</b>
<b>UNIVERSITY RESERVE</b>	<b>1,141,692</b>	<b>828,271</b>	<b>15,697</b>	<b>812,574</b>	<b>1,168,465</b>
<b>ROLL FORWARD CONTROL ACCOUNT</b>		<b>(27,293,592)</b>	<b>(27,293,592)</b>	<b>-</b>	<b>-</b>
<b>TOTAL CENTRALLY MANAGED</b>	<b>\$ 70,936,947</b>	<b>\$ 34,146,238</b>	<b>\$ 35,182,849</b>	<b>\$ (1,036,611)</b>	<b>\$74,540,239</b>

\* Final Budget includes Prior Year Carry Forward.

**CALIFORNIA STATE UNIVERSITY, FRESNO  
GENERAL FUND**

**CENTRALLY MANAGED**

	Students	Personal Serv Reserve	OEE	Total*
<b>2006-07 BUDGETS BY CATEGORY</b>				
Compensation	\$ -	\$ 5,446,542	\$ -	\$ 5,446,542
Benefits	-	-	38,419,492	38,419,492
Cal State Teach	-	-	500,000	500,000
Risk Management Pool	-	-	3,992,188	3,992,188
Student Financial Aid	-	-	15,541,320	15,541,320
Work-Study	792,154	-	-	792,154
Strategic Planning	-	-	500,000	500,000
Special Initiatives (Economic Development)	-	-	650,000	650,000
Unallocated Reserve	-	-	1,859,606	1,859,606
University Reserve	-	-	1,168,465	1,168,465
Summer Arts	-	-	340,000	340,000
Utilities	-	-	5,330,472	5,330,472
<b>TOTAL CENTRALLY MANAGED</b>	<b>\$ 792,154</b>	<b>\$ 5,446,542</b>	<b>\$ 68,301,543</b>	<b>\$74,540,239</b>

\* Final Budget includes Prior Year Carry Forward.



REIMBURSED ACTIVITIES	
-----------------------	--

		OEE	Total*
<b>2006-07 BUDGETS BY CATEGORY</b>			
	Reimbursed Activities	\$ 7,200,000	\$ 7,200,000
<b>TOTAL REIMBURSED ACTIVITIES</b>		<b>\$ 7,200,000</b>	<b>\$ 7,200,000</b>

## TRUST FUNDS

In addition to the State allocation and student fee sources, several other programs provide sources of revenue “entrusted” to the University for specific purposes. They include the Lottery Fund, Continuing Education Revenue Fund, Health Fees Fund, and Parking Revenue Funds. These programs generate revenue by assessing special fees to those receiving the program benefits. They are classified as enterprise funds, even though not supported explicitly by State appropriations, and as such are subject to State regulation. They are controlled by financial and program policies of the Board of Trustees. Additionally, the University also has various local Trust Funds that provide various other services to the University. The operating budgets for these self-supporting programs come from these projected revenues.

- ***Lottery Fund*** - By law, lottery funds must be used for educational purposes. Lottery revenue is projected and budgeted for distribution to the campuses in the Lottery Education Fund. When lottery revenue is in excess of the amounts budgeted, a one-time distribution can be made to campuses.
- ***Continuing Education Revenue Fund (CERF)*** - ***CERF*** is financed by student tuition and other fees. Courses and programs offered include both credit and non-credit instruction, and are delivered on and off the campus. Credit instruction, particularly those of Special Sessions and Summer Sessions, may often be applied to graduate and undergraduate degree programs.
- ***Health Fees Fund*** – ***This fund*** is the repository for the mandatory Student Health Fee and provides resources for the Student Health Center.
- ***Parking Revenue Funds*** - Most of the Parking program revenue comes from parking fees and fines paid by users, including students, faculty, staff and visitors. The campus uses the revenue for campus Parking operations and maintenance, for debt service on bonds, and for Ride-share Program expenses. California State University, Fresno currently has 7,992 parking spaces.



CALIFORNIA STATE UNIVERSITY, FRESNO  
TRUST FUNDS  
2006-07 BUDGET SUMMARY

	2005-2006				2006-2007
	Initial Budget/ Carryforward	Actual Revenue	Actual Expenditures	Carry Forward	Initial Budget
<b>TRUST FUNDS BUDGET SUMMARY - COMBINED</b>					
Continuing and Global Education Fund	\$ 2,927,405	\$ 6,636,770	\$ 6,492,881	\$ 6,979,665	\$ 3,087,730
Health Fees Funds	2,100,000	3,525,220	3,102,799	1,695,964	3,623,117
Lottery Education Fund	1,661,000	4,010,506	3,857,863	1,489,580	1,796,000
Parking - Fees	2,583,337	2,668,316	2,557,266	984,432	2,742,382
Parking - Fines & Forfeitures	950,199	712,807	716,483	674,191	785,700
All Other Trust Funds	8,546,865	9,726,334	10,316,401	7,959,798	-
<b>TOTAL TRUST FUNDS</b>	<b>\$ 18,768,806</b>	<b>\$ 27,279,953</b>	<b>\$ 27,043,693</b>	<b>\$ 19,783,630</b>	<b>\$12,034,929</b>

2006-07 BUDGET DETAIL

<b>CONTINUING AND GLOBAL EDUCATION FUND</b>					
Continuing And Global Education	\$ 2,927,405	\$ 6,452,882	\$ 3,280,432	\$ 6,979,665	\$ 3,087,730
CE Major Project Reserve	-	183,888	3,212,449	-	-
<b>TOTAL CONTINUING AND GLOBAL EDUCATION FUND</b>	<b>\$ 2,927,405</b>	<b>\$ 6,636,770</b>	<b>\$ 6,492,881</b>	<b>\$ 6,979,665</b>	<b>\$ 3,087,730</b>

<b>HEALTH FEES FUNDS</b>					
Student Health Fee	\$ 2,100,000	\$ 3,407,030	\$ 2,881,546	\$ 799,778	\$ 3,463,117
Health Facilities Fee	-	118,190	221,253	896,186	160,000
<b>TOTAL HEALTH FEES FUNDS</b>	<b>\$ 2,100,000</b>	<b>\$ 3,525,220</b>	<b>\$ 3,102,799</b>	<b>\$ 1,695,964</b>	<b>\$ 3,623,117</b>

<b>LOTTERY EDUCATION FUND</b>					
Lottery Education - All Programs	\$ 1,661,000	\$ 4,010,506	\$ 3,857,863	\$ 1,489,580	\$ 1,796,000
<b>TOTAL LOTTERY EDUCATION FUND</b>	<b>\$ 1,661,000</b>	<b>\$ 4,010,506</b>	<b>\$ 3,857,863</b>	<b>\$ 1,489,580</b>	<b>\$ 1,796,000</b>

<b>PARKING AND TRANSPORTATION FUNDS</b>					
Parking - Fees	\$ 2,583,337	\$ 2,668,316	\$ 2,557,266	\$ 984,432	\$ 2,742,382
<b>TOTAL PARKING FUND - FEES</b>	<b>\$ 2,583,337</b>	<b>\$ 2,668,316</b>	<b>\$ 2,557,266</b>	<b>\$ 984,432</b>	<b>\$ 2,742,382</b>
Parking Fund - Fines & Forfeitures	\$ 950,199	\$ 712,807	\$ 716,483	\$ 674,191	\$ 785,700
<b>TOTAL PARKING - FINES &amp; FORFEITURES</b>	<b>\$ 950,199</b>	<b>\$ 712,807</b>	<b>\$ 716,483</b>	<b>\$ 674,191</b>	<b>\$ 785,700</b>
<b>TOTAL PARKING AND TRANSPORTATION FUNDS</b>	<b>\$ 3,533,536</b>	<b>\$ 3,381,123</b>	<b>\$ 3,273,749</b>	<b>\$ 1,658,623</b>	<b>\$ 3,528,082</b>

**CALIFORNIA STATE UNIVERSITY, FRESNO  
TRUST FUNDS  
2006-07 BUDGET SUMMARY**

2005-2006			
Initial Budget/ Carryforward	Actual Revenue	Actual Expenditures	Carry Forward

**ALL OTHER TRUST FUNDS**

Accounting Services - Service Charge Fee	\$ 757,978	\$ 490,702	\$ 194,011	\$ 1,054,669
California Dept of Food & Agriculture Specialty Crops Grant Program (CDFA SCG)	1,227,945	-	627,308	600,637
California Water Institute	927,678	-	287,634	640,044
Central CA Reading Recovery Program *	64,417	2,980	(2,457)	69,854
Contracts/Grants Trust	363,175	273,775	100,120	536,830
ED Fund Financial Aid Outreach	81,019	147,431	182,300	46,150
Endowment Trust	1,038,809	42,591	39,215	1,042,185
Executive MBA Program *	468,947	492,951	346,121	615,777
Health Center Pharmacy	655,512	345,671	452,633	548,550
International Summer Program *	86,044	-	25,221	60,823
Instructionally Related Activities (IRA) Trusts	573,069	939,751	1,238,671	274,149
Key Card	17,940	225,152	183,910	59,182
Pay for Print	(226,308)	766,605	640,236	(99,939)
Printing Services	(18,069)	566,923	528,023	20,831
Student Course Fee Trust	1,613,042	2,882,313	3,250,507	1,244,848
Telecommunications - CVIP	87,943	1,252,786	1,049,032	291,697
Other Trusts	830,724	1,296,703	1,173,916	953,511
<b>TOTAL ALL OTHER TRUST FUNDS</b>	<b>\$ 8,549,865</b>	<b>\$ 9,726,334</b>	<b>\$ 10,316,401</b>	<b>\$ 7,959,798</b>



## AUXILIARY ORGANIZATIONS

Auxiliary organizations are formed to provide essential functions which are an integral part of the educational mission of the University. They are separate legal entities authorized in the Education Code to provide essential services to students and employees in accordance with local written agreements.

The following comprise the Auxiliary Organizations at California State University, Fresno:

- The Agricultural Foundation of California State University, Fresno
- California State University, Fresno Association, Inc.
- Associated Students of California State University, Fresno
- California State University, Fresno Foundation
- Fresno State Programs for Children, Inc.
- California State University, Fresno Athletic Corporation

The *Agricultural Foundation of California State University, Fresno* provides support for the financial management of the enterprise units and student projects. The Agricultural Foundation is responsible for ensuring prudent financial management of the enterprises and providing other related assistance to the College of Agricultural Sciences and Technology. The Agricultural Foundation supports the University Farm Laboratory. The majority of capital expenses associated with the University Farm Laboratory are funded through the Agricultural Operations budget rather than through the Agricultural Foundation. Management and accounting services are provided by the Association.

The *California State University, Fresno Association, Inc. (Association)* is comprised of the following operating units: Kennel Bookstore, University Courtyard (Housing), the Save Mart Center, the Student Recreation Center, University Food Services, and the University Student Union. The Association handles all of the commercial operations on behalf of the University. Campus commercial operations shall be self-supporting. Any surplus funds from commercial operations shall be used for such purposes as are consistent with CSU regulations. Student body center fees are collected by the University and then transferred to the Association for facility bond costs and operating costs for both the University Student Union and the Student Recreation Center.

The *Associated Students of California State University, Fresno* is a student-run organization that operates such activities as student government, student newspapers, cultural programs, and other student activities related to the overall educational mission of the campus. Management and accounting services are provided by the Association.

The *California State University, Fresno Foundation ("Foundation")* administers the scholarship, student loan, and endowment program. Provides post award fiscal administration and support services for over \$25 million of grants/contracts, research, and other projects throughout the University – receiving funds from Federal, State, and local agencies, private companies, and private non-profit corporations. The Foundation acts as fiscal agent for approximately 700 campus program trust accounts. The Foundation is the designated auxiliary to receive and administer all gifts and bequests to the University. Management and accounting services are provided by the Association.

## AUXILIARY ORGANIZATIONS

**Fresno State Programs for Children, Inc. ("PFC")** operates the following four child care sites: Campus Children's Center (3) and the Early Education Center (1). These sites are funded by parent fees, State and Federal Grant and Contract funds. Management and accounting services are provided by the Association.

The **California State University, Fresno Athletic Corporation** was created to operate the University's intercollegiate athletic program. The intercollegiate athletic program offers 16 sports (seven men and nine women), most of which operate within the Western Athletic Conference (WAC). Funding for the athletics program includes general fund support, ticket revenue, charitable contributions and revenue distributions from the NCAA and WAC.



**CALIFORNIA STATE UNIVERSITY, FRESNO  
UNIVERSITY AUXILIARY  
2006-07 BUDGET SUMMARY**

NAME	2005-2006			2006-2007
	Initial Budget	Actual Income	Actual Expenses	Initial Budget
AGRICULTURAL FOUNDATION OF CALIFORNIA STATE UNIVERSITY, FRESNO	\$ 3,759,802	\$ 4,090,865	\$ 3,907,038	\$ 4,007,417
CALIFORNIA STATE UNIVERSITY, FRESNO ASSOCIATION, INC.	35,487,400	36,112,589	39,260,203	40,098,410
ASSOCIATED STUDENTS, INC.	29,897	612,466	807,644	(2,542)
CALIFORNIA STATE UNIVERSITY, FRESNO FOUNDATION:				
FINANCIAL SERVICES <sup>(a)</sup>	556,681	4,332,547	423,943	527,649
GRANTS AND CONTRACTS <sup>(b)</sup>	25,000,000	25,517,998	25,517,998	25,000,000
CALIFORNIA STATE UNIVERSITY, FRESNO ATHLETIC CORPORATION	21,902,782	21,902,782	21,554,507	22,814,406
FRESNO STATE PROGRAMS FOR CHILDREN, INC.	1,585,358	1,601,504	1,546,749	1,725,900
BULLDOG FOUNDATION	826,186	694,051	694,051	658,207
<b>TOTAL UNIVERSITY AUXILIARIES</b>	<b>\$89,148,106</b>	<b>\$94,864,802</b>	<b>\$ 93,712,133</b>	<b>\$94,829,447</b>

a) Foundation Financial Services includes funding from grant indirect cost reimbursements.

b) Grants and Contracts reflects direct cost only. The indirect portion is included in the Foundation Financial Services line.

**CALIFORNIA STATE UNIVERSITY, FRESNO**  
**UNIVERSITY AUXILIARY**  
**2006-07 BUDGET SUMMARY**

**AGRICULTURAL FOUNDATION OF CALIFORNIA STATE UNIVERSITY, FRESNO**

DEPARTMENT	2005-2006			2006-2007		
	Sales/ Income	Net Cost Of Production	Net Income/ (Deficit)	Expected Income	Initial Budget	Net Income/ (Deficit)
Administration	\$ 147,819	\$ 147,819	\$ -	\$ 209,400	\$ 150,800	\$ 58,600
Beef Enterprise	408,878	387,926	20,952	378,635	372,055	6,580
Dairy	500,559	498,164	2,395	519,225	510,856	8,369
Dairy Industry	171,625	164,255	7,370	160,900	145,849	15,051
Farm Market	257,586	237,833	19,753	266,987	247,181	19,806
Farm Operations	146,161	158,624	(12,463)	53,700	53,700	-
Field Crops	133,125	130,134	2,991	158,160	150,950	7,210
Meats Lab	211,988	200,308	11,680	215,000	209,150	5,850
Orchard	389,700	345,239	44,461	502,300	424,682	77,618
Ornamental Horticulture-Floral	145,351	145,139	212	151,100	150,955	145
Ornamental Horticulture-Nursery	35,988	32,235	3,753	41,000	39,280	1,720
Poultry	-	-	-	3,200	3,185	15
Hackney Horse	19,808	19,808	-	26,075	26,075	-
Quarter Horse	86,810	84,763	2,047	125,250	125,148	102
Rodeo	2,700	1,245	1,455	14,800	10,701	4,099
Sheep	34,306	29,224	5,082	29,000	28,905	95
Student Horse Center	150,835	140,803	10,032	136,460	135,632	828
Swine	206,237	194,080	12,157	234,253	232,891	1,362
Vegetable Crops	160,350	143,716	16,634	230,000	203,483	26,517
Vineyard - Raisin & Wine Grapes	109,021	96,449	12,572	91,031	169,984	(78,953)
Vineyard - Table Grapes	211,617	197,802	13,815	173,743	88,202	85,541
Winery	558,545	550,817	7,728	525,099	476,126	48,973
Student Projects	1,856	655	1,201	59,500	51,627	7,873
<b>TOTAL AGRICULTURAL FOUNDATION OF CALIFORNIA STATE UNIVERSITY, FRESNO</b>	<b>\$ 4,090,865</b>	<b>\$ 3,907,038</b>	<b>\$ 183,827</b>	<b>\$ 4,304,818</b>	<b>\$ 4,007,417</b>	<b>\$ 297,401</b>



**CALIFORNIA STATE UNIVERSITY, FRESNO  
UNIVERSITY AUXILIARY  
2006-07 BUDGET SUMMARY**

**CALIFORNIA STATE UNIVERSITY, FRESNO ASSOCIATION, INC.**

DEPARTMENT	2005-2006			2006-2007		
	Actual Revenues	Actual Expenses	Net Income/ (Deficit)	Expected Income	Budgeted Expenses	Net Income/ (Deficit)
<b>Bookstore</b>						
Kennel Bookstore	\$ 11,250,373	\$ 10,363,127	\$ 887,246	\$ 11,047,000	\$ 10,479,700	\$ 567,300
Kennel Copy Center	461,274	330,635	130,639	495,000	364,300	130,700
<b>Total Bookstore</b>	<b>\$ 11,711,647</b>	<b>\$ 10,693,762</b>	<b>\$ 1,017,885</b>	<b>\$ 11,542,000</b>	<b>\$ 10,844,000</b>	<b>\$ 698,000</b>
<b>Food Services</b>						
Food Services Administration & Warehouse	(Admin Costs Allocated to Food Units)			(Admin Costs Allocated to Food Units)		
Carl's Jr.	\$ -	\$ -	\$ -	\$ -	\$ -	\$ -
Catering	839,387	933,198	(93,811)	836,000	833,050	2,950
Coffeehouse & Pub	242,275	327,281	(85,006)	336,000	330,600	5,400
Commissions (Vending/Juice Works)	41,063	-	41,063	38,000	-	38,000
Donations	-	104,677	(104,677)	-	-	-
Residence Dining Facility	3,373,433	3,046,237	327,196	3,490,000	3,140,200	349,800
RoundTable Pizza	271,379	269,699	1,680	285,000	283,600	1,400
Satellite Union Snack Bar	47,621	48,688	(1,067)	50,000	47,700	2,300
Starbucks	-	-	-	300,000	298,600	1,400
The Union Snack Bar	331,582	326,475	5,107	338,000	313,800	24,200
University Restaurant	61,100	158,682	(97,582)	100,100	125,000	(24,900)
USU Food Court	908,837	943,868	(35,031)	891,000	866,300	24,700
<b>Total Food Services</b>	<b>\$ 6,116,677</b>	<b>\$ 6,158,805</b>	<b>\$ (42,128)</b>	<b>\$ 6,664,100</b>	<b>\$ 6,238,850</b>	<b>\$ 425,250</b>
<b>University Courtyard</b>						
Operations	\$ 4,936,417	\$ 4,438,658	\$ 497,759	\$ 4,984,100	\$ 4,706,600	\$ 277,500
<b>Total University Courtyard</b>	<b>\$ 4,936,417</b>	<b>\$ 4,438,658</b>	<b>\$ 497,759</b>	<b>\$ 4,984,100</b>	<b>\$ 4,706,600</b>	<b>\$ 277,500</b>

**CALIFORNIA STATE UNIVERSITY, FRESNO  
UNIVERSITY AUXILIARY  
2006-07 BUDGET SUMMARY**

**CALIFORNIA STATE UNIVERSITY, FRESNO ASSOCIATION, INC.**

DEPARTMENT	2005-2006			2006-2007		
	Actual Revenues	Actual Expenses	Net Income/ (Deficit)	Expected Income	Budgeted Expenses	Net Income/ (Deficit)
<b>University Student Union</b>						
Building Ops - Maint. & Custodial	\$ 38,520	\$ 598,405	\$ (559,885)	\$ 30,000	\$ 614,030	\$ (584,030)
General	2,528,966	1,700,273	828,693	1,949,470	1,161,400	788,070
Information Center/Reservations	20,683	79,213	(58,530)	11,700	130,500	(118,800)
Post Office	17,327	112,634	(95,307)	13,500	36,840	(23,340)
Productions	9,430	156,289	(146,859)	10,800	176,800	(166,000)
Public Relations/Graphics	2,900	7,175	(4,275)	2,000	7,180	(5,180)
Recreation Center	335,136	352,708	(17,572)	338,000	192,160	145,840
Satellite Student Union	79,072	107,702	(28,630)	67,000	103,560	(36,560)
<b>Total University Student Union</b>	<b>\$ 3,032,034</b>	<b>\$ 3,114,399</b>	<b>\$ (82,365)</b>	<b>\$ 2,422,470</b>	<b>\$ 2,422,470</b>	<b>\$ -</b>
<b>Student Recreation Center</b>						
Operations	\$ 542,059	\$ 461,727	\$ 80,332	\$ 1,222,700	\$ 1,222,700	\$ -
<b>Total Student Recreation Center</b>	<b>\$ 542,059</b>	<b>\$ 461,727</b>	<b>\$ 80,332</b>	<b>\$ 1,222,700</b>	<b>\$ 1,222,700</b>	<b>\$ -</b>
<b>Administration/MIS</b>						
Administration/HR/Mgmt Information Systems	\$ 2,286,681	\$ 2,086,392	\$ 200,289	\$ 2,324,000	\$ 2,324,000	\$ -
University Donations	-	200,289	(200,289)	-	187,000	(187,000)
<b>Total Administration/MIS</b>	<b>\$ 2,286,681</b>	<b>\$ 2,286,681</b>	<b>\$ -</b>	<b>\$ 2,324,000</b>	<b>\$ 2,511,000</b>	<b>\$ (187,000)</b>
<b>Save Mart Center</b>						
Operations & COI's	\$ 7,487,074	\$ 8,566,139	\$ (1,079,065)	\$ 9,531,100	\$ 8,744,390	\$ 786,710
Depreciation & Bond Amortization (Non-Cash)	-	3,540,032	(3,540,032)	-	3,408,400	(3,408,400)
<b>Total Save Mart Center</b>	<b>\$ 7,487,074</b>	<b>\$ 12,106,171</b>	<b>\$ (4,619,097)</b>	<b>\$ 9,531,100</b>	<b>\$ 12,152,790</b>	<b>\$ (2,621,690)</b>
<b>TOTAL CALIFORNIA STATE UNIVERSITY, FRESNO ASSOCIATION, INC.</b>	<b>\$ 36,112,589</b>	<b>\$ 39,260,203</b>	<b>\$ (3,147,614)</b>	<b>\$ 38,690,470</b>	<b>\$ 40,098,410</b>	<b>\$ (1,407,940)</b>



**CALIFORNIA STATE UNIVERSITY, FRESNO  
UNIVERSITY AUXILIARY  
2006-07 BUDGET SUMMARY**

**ASSOCIATED STUDENTS, INC.**

	2005-2006		2006-2007
	Initial Budget	Actual Rev./Exp.*	Initial Budget
<b>REVENUE</b>			
Student Fees (Net of Financial Aid)	\$ 615,000	\$ 589,958	\$ 628,264
Interest Income	6,150	22,322	-
Other Income	-	186	-
<b>Total Revenues</b>	<b>\$ 621,150</b>	<b>\$ 612,466</b>	<b>\$ 628,264</b>
<b>EXPENSES</b>			
<i><b>Administrative Operations</b></i>			
Employees	\$ 89,565	\$ 86,718	\$ 96,900
Office Administration	24,626	19,802	26,676
Operations	83,280	64,138	67,630
<i><b>Administrative Programs</b></i>			
Elections	6,800	5,353	9,100
Miscellaneous	14,000	114,604	25,500
<i><b>Programs &amp; Services</b></i>			
California State Student Assoc.	21,600	22,996	10,600
Campus Programs	-	184,890	54,500
Campus Publications	49,000	-	-
Campus Recreational Services	128,632	132,602	138,900
Club Sports	6,000	6,195	7,000
Administered Programs	57,750	67,328	81,000
<i><b>Student Organizations</b></i>			
Complimentary Support	110,000	80,018	113,000
<i><b>Budgeted Net or Reserve Allocation</b></i>	-	23,000	-
<b>Total Expenses</b>	<b>\$ 591,253</b>	<b>\$ 807,644</b>	<b>\$ 630,806</b>
<b>TOTAL ASSOCIATED STUDENTS, INC</b>	<b>\$ 29,897</b>	<b>\$ (195,178)</b>	<b>\$ (2,542)</b>

**CALIFORNIA STATE UNIVERSITY, FRESNO  
UNIVERSITY AUXILIARY  
2006-07 BUDGET SUMMARY**

**CALIFORNIA STATE UNIVERSITY, FRESNO FOUNDATION FINANCIAL SERVICES**

	2005-2006		2006-2007
	Initial Budget	Actual Rev./Exp.	Initial Budget
<b>INCOME</b>			
Accounting Services	\$ -	\$ -	\$ -
Administrative Fee - Endowments	\$ 1,440,000	\$ 1,761,928	\$ 1,720,000
Deferred Interest Income	-	-	-
Gift Assessment Fee	300,000	322,481	647,858
Indirect Cost Recovery	1,625,000	1,346,513	1,625,000
Miscellaneous	-	21	-
Short Term Investments	250,000	513,553	450,000
Trust Account Handling Charges	275,000	388,051	275,000
<b>Total Income</b>	<b>\$ 3,890,000</b>	<b>\$ 4,332,547</b>	<b>\$ 4,717,858</b>
<b>EXPENSES</b>			
Audit	\$ 75,000	\$ 50,589	\$ 60,000
Conferences/Education	10,000	3,662	10,000
Corporate Management/Financial Services	561,400	561,400	571,578
Depreciation	40,716	40,992	27,940
Employee Benefits	229,300	244,061	279,743
Employee Recruitment	11,000	1,053	3,500
Equipment Leasing	24,500	23,237	22,103
Insurance	63,000	56,055	68,678
Legal Fees	22,000	9,807	17,000
Licenses/Permits/Fees	6,000	5,747	8,075
Maintenance	22,620	20,987	27,550
Miscellaneous	27,200	22,956	89,994
Office Supplies	28,500	27,633	26,941
Postage	13,000	12,503	15,238
Retired Employee Benefit	30,000	36,911	38,006
Salaries and Wages	512,300	502,470	525,245
Telephone	13,000	11,547	12,600
Travel	13,900	6,654	18,550
Utilities	24,000	21,164	23,579
<b>Total Expenses</b>	<b>\$ 1,727,436</b>	<b>\$ 1,659,428</b>	<b>\$ 1,846,320</b>



**CALIFORNIA STATE UNIVERSITY, FRESNO  
UNIVERSITY AUXILIARY  
2006-07 BUDGET SUMMARY**

<b>CALIFORNIA STATE UNIVERSITY, FRESNO FOUNDATION FINANCIAL SERVICES</b>			
	<b>2005-2006</b>		<b>2006-2007</b>
	<b>Initial Budget</b>	<b>Actual Rev./Exp.</b>	<b>Initial Budget</b>
<b>DISTRIBUTIONS</b>			
Advancement/Development Surplus Allocation	\$ 1,244,883	\$ 1,622,232	\$ 1,819,237
Building Fund Reserve	-	-	-
University Improvement Fund Surplus Allocation	161,000	426,944	324,652
University Indirect Cost Reimbursement	200,000	200,000	200,000
<b>Total Distributions</b>	<b>\$ 1,605,883</b>	<b>\$ 2,249,176</b>	<b>\$ 2,343,889</b>
<b>TOTAL CALIFORNIA STATE UNIVERSITY, FRESNO FOUNDATION FINANCIAL SERVICES</b>	<b>\$ 556,681</b>	<b>\$ 423,943</b>	<b>\$ 527,649</b>

**CALIFORNIA STATE UNIVERSITY, FRESNO**  
**UNIVERSITY AUXILIARY**  
**2006-07 BUDGET SUMMARY**  
 (Benefited Positions Only)

**CALIFORNIA STATE UNIVERSITY, FRESNO FOUNDATION GRANTS AND CONTRACTS**

			2006-2007
	Current Period	Initial Budget *	

**CALIFORNIA AGRICULTURAL TECHNOLOGY INSTITUTE**

AG EFF PUMPING PROGRAM III/PG&E	PROJECT DIRECTOR - David Zoldoske	7/1/06-11/1/09	\$ 88,400
ATI-NET OPERATIONS	PROJECT DIRECTOR - Joe Bezerra	Trust Account	44,988
CAB WORKSHOPS	PROJECT DIRECTOR - Mechel Paggi	Trust Account	30,000
CDFA/CATI/ARI/SCG	PROJECT DIRECTOR - Joe Bezerra	Trust Account	84,000
CENTER FOR IRRIGATION TECHNOLOGY	PROJECT DIRECTOR - David Zoldoske	Trust Account	22,800
CHEMIGATION EDUCATION PROGRAM '07	PROJECT DIRECTOR - William Green	8/16/06-6/30/07	57,200
EVALUATION OF INFRA-RED SPECTROMETER	PROJECT DIRECTOR - Robert Wample	9/1/05-9/30/07	36,000
HOME ECONOMICS IN-SERVICE '06	PROJECT DIRECTOR - Nina Dilbeck	1/1/06-12/31/06	25,800
I.A. CERTIFICATION PROGRAM '07	PROJECT DIRECTOR - Kate Norum	7/1/06-6/30/07	44,616
<b>TOTAL CALIFORNIA AGRICULTURAL TECHNOLOGY INSTITUTE</b>			<b>\$ 433,804</b>

**CALIFORNIA WATER INSTITUTE**

CENTRAL CALIFORNIA RES ASSESS SUPP '08	PROJECT DIRECTOR - Mary McClanahan	7/1/05-6/30/08	\$ 31,200
COMPUTER & DATA APPLICATION '07	PROJECT DIRECTOR - Ellen Suryadi	5/1/05-5/31/07	35,360
<b>TOTAL CALIFORNIA WATER INSTITUTE</b>			<b>\$ 66,560</b>

**COLLEGE OF ARTS & HUMANITIES**

AMERICAN ENGLISH INSTITUTE-MAIN	PROJECT DIRECTOR - Luis Costa	Trust Account	\$ 87,501
KFSR DEVELOPMENT FUND	PROJECT DIRECTOR - James Wilson	Trust Account	30,000
UNIVERSITY HIGH SCHOOL	PROJECT DIRECTOR - Vida Samiian	Trust Account	51,645
<b>TOTAL COLLEGE OF ARTS &amp; HUMANITIES</b>			<b>\$ 169,146</b>

**UNIVERSITY BUSINESS CENTER**

UBCII	PROJECT DIRECTOR - Emil Milevoj	Trust Account	\$ 45,150
CCSBDC/UNIVERSITY OF CALIFORNIA '06	PROJECT DIRECTOR - Emil Milevoj	1/1/06-12/31/06	119,962
TULARE COUNTY MICROENTERPRISE-FF07	PROJECT DIRECTOR - Emil Milevoj	1/11/05-7/1/07	49,080
<b>TOTAL UNIVERSITY BUSINESS CENTER</b>			<b>\$ 214,192</b>



**CALIFORNIA STATE UNIVERSITY, FRESNO**  
**UNIVERSITY AUXILIARY**  
**2006-07 BUDGET SUMMARY**  
 (Benefited Positions Only)

**CALIFORNIA STATE UNIVERSITY, FRESNO FOUNDATION GRANTS AND CONTRACTS**

		2006-2007
	Current Period	Initial Budget *

**KREMEN SCHOOL OF EDUCATION & HUMAN DEVELOPMENT**

CA READING & LITERATURE PROGRAM INCOME	PROJECT DIRECTOR - Rosie Arenas	7/1/05-6/30/07	\$ 27,040
CA DEPT REHABILITATION WORKABILITY IV '07	PROJECT DIRECTOR - Charles Arokiasamy	7/1/06-6/30/07	68,196
CALWORKS SPECIALIZED ASSESSMENT '07	PROJECT DIRECTOR - Charles Arokiasamy	7/1/06-6/30/07	78,000
REHABILITATION COUNSELING EVAL CENTER	PROJECT DIRECTOR - Charles Arokiasamy	Trust Account	34,008
RENAISSANCE GROUP (TRG)	PROJECT DIRECTOR - Richard Firpo	Trust Account	43,655
SJV MATHEMATICS PROJECT ACTIVITY	PROJECT DIRECTOR - Carol Bohlin	Trust Account	55,241
STEAD SUCCESSFUL TRAINING '07	PROJECT DIRECTOR - Charles Arokiasamy	7/1/06-6/30/07	102,800
TEACHER RECRUITMENT	PROJECT DIRECTOR - Steve Price	Trust Account	122,885
T.I.P. INTERNSHIP PROGRAM	PROJECT DIRECTOR - Don Beauregard	Trust Account	63,960
USDE CENTRAL CA E&I TRNG IN JOB PLACEMENT	PROJECT DIRECTOR - Charles Arokiasamy	10/1/05-2/28/07	28,500
USDE-ENGLISH LANGUAGE ACQ (NPDP) '06	PROJECT DIRECTOR - Anne Murphy	9/30/05-9/29/06	72,840
<b>AL KREMEN SCHOOL OF EDUCATION &amp; HUMAN DEVELOPMENT</b>			<b>\$ 697,125</b>

**COLLEGE OF ENGINEERING & COMPUTER SCIENCE**

DEAN-ENGINEERING	PROJECT DIRECTOR - Andrew Hoff	Trust Account	\$ 67,600
MESA SCHOOLS PROGRAM - MSP '07	PROJECT DIRECTOR - Andrew Hoff	7/1/06-12/31/06	120,450
RADIO FREQUENCY ANALYSIS '06	PROJECT DIRECTOR - Ramakrishna Nunna	9/26/05-9/24/06	82,565
<b>TOTAL COLLEGE OF ENGINEERING &amp; COMPUTER SCIENCE</b>			<b>\$ 270,615</b>

**CALIFORNIA STATE UNIVERSITY, FRESNO**  
**UNIVERSITY AUXILIARY**  
**2006-07 BUDGET SUMMARY**  
 (Benefited Positions Only)

**CALIFORNIA STATE UNIVERSITY, FRESNO FOUNDATION GRANTS AND CONTRACTS**

			2006-2007
			Initial Budget *
			Current Period
<b>COLLEGE OF HEALTH &amp; HUMAN SERVICES</b>			
AMP PHASE III ADMIN '07	PROJECT DIRECTOR - Lilia DeLaCerde	9/1/06-8/31/07	\$ 26,000
CENTRAL CALIFORNIA OBESITY PREV PROG '08	PROJECT DIRECTOR - Kathleen Curtis	11/1/05-10/31/08	187,800
CENTRAL CA CENTER	PROJECT DIRECTOR - Ben Cuellar	Trust Account	56,400
CENTRAL VALLEY HEALTH POL '08	PROJECT DIRECTOR - Ben Cuellar	6/1/03-6/30/08	215,776
CHILD WELFARE ACADEMY/CC '07	PROJECT DIRECTOR - David Foster	3/31/06-2/28/07	120,192
CHILD WELFARE ACADEMY '07	PROJECT DIRECTOR - David Foster	7/1/06-6/30/07	694,276
FOSTER PARENT TRAINING '05	PROJECT DIRECTOR - Barbara Foster	7/1/04-6/30/05	82,483
FOSTER PARENT TRAINING '07	PROJECT DIRECTOR - Barbara Foster	7/1/06-6/30/07	131,119
HCOP ADMIN '06	PROJECT DIRECTOR - Lilia DeLaCerde	9/1/05-2/28/07	60,600
HCOP/HEALTH CAREERS OPPORTUNITY PRG '06	PROJECT DIRECTOR - Lilia DeLaCerde	9/1/05-8/31/06	36,026
NURSING STAT	PROJECT DIRECTOR - Ben Cuellar	Trust Account	64,000
SOCIAL SERVICE STIPEND '07	PROJECT DIRECTOR - E Jane Middleton	7/1/06-6/30/07	73,352
<b>TOTAL COLLEGE OF HEALTH &amp; HUMAN SERVICES</b>			<b>\$ 1,748,024</b>
<b>COLLEGE OF SCIENCE &amp; MATH</b>			
DOWNING PLANETARIUM OPERATING	PROJECT DIRECTOR - K P Wong	Trust Account	\$ 36,400
NIMH-MBRS SCORE '07	PROJECT DIRECTOR - Shirley Kovacs	9/1/06-8/31/07	30,000
PROF MASTERS DEGREE/BIOTECH '05	PROJECT DIRECTOR - Shirley Kovacs	4/15/03-4/14/07	27,000
SCIENCE & MATH EDUCATION CENTER '06	PROJECT DIRECTOR - David Andrews	6/1/05-11/30/06	60,000
<b>TOTAL COLLEGE OF SCIENCE &amp; MATH</b>			<b>\$ 153,400</b>
<b>COLLEGE OF SOCIAL SCIENCES</b>			
HISTORY AND FRESNO STATE '07	PROJECT DIRECTOR - Melissa Jordine	2/1/06-7/31/07	\$ 55,000
STONE SOUP COMMUNITY BUILDING PROG '07	PROJECT DIRECTOR - Matthew Jendian	4/1/05-3/31/07	96,044
<b>TOTAL COLLEGE OF SOCIAL SCIENCES</b>			<b>\$ 151,044</b>
<b>DIVISION OF GRADUATE STUDIES</b>			
USDE-RONALD E MCNAIR 05/06	PROJECT DIRECTOR - Millie Byers	10/1/05-9/30/06	\$ 102,207
<b>TOTAL DIVISION OF GRADUATE STUDIES</b>			<b>\$ 102,207</b>



**CALIFORNIA STATE UNIVERSITY, FRESNO**  
**UNIVERSITY AUXILIARY**  
**2006-07 BUDGET SUMMARY**  
 (Benefited Positions Only)

**CALIFORNIA STATE UNIVERSITY, FRESNO FOUNDATION GRANTS AND CONTRACTS**

		2006-2007
Current Period	Initial Budget *	

**PROVOST/VICE PRESIDENT FOR ACADEMIC AFFAIRS**

CLAIMS INTEGRITY UNIT '07	PROJECT DIRECTOR - Brent Auernheimer	10/1/03-9/30/04	\$ 135,846
EPA WATER TECH RES PHASE II '09	PROJECT DIRECTOR - David Zoldoske	7/1/05-6/30/09	57,200
FACULTY DEVELOPMENT/WEB BASED '05	PROJECT DIRECTOR - Brent Auernheimer	10/1/04-9/30/05	52,094
FACULTY DEVELOPMENT/WEB BASED '06	PROJECT DIRECTOR - Brent Auernheimer	10/1/05-9/30/06	102,116
JUMPSTART FRESNO '07	PROJECT DIRECTOR - Amy Lukianov	9/1/06-8/31/07	48,504
JUMPSTART FRESNO CITY COLLEGE '07	PROJECT DIRECTOR - Amy Lukianov	7/17/06-6/30/07	35,004
JUMPSTART FRESNO PRIVATE '06	PROJECT DIRECTOR - Amy Lukianov	9/1/05-8/31/06	32,004
REGIONAL JOBS INITIATIVE	PROJECT DIRECTOR - Ashley Swearingin	Trust Account	109,688
WATERFLOW INDUSTRY '06	PROJECT DIRECTOR - David Zoldoske	7/1/05-6/30/06	41,604
WATERFLOW INDUSTRY '06	PROJECT DIRECTOR - David Zoldoske	7/1/05-6/30/06	111,242
<b>TOTAL PROVOST/VICE PRESIDENT FOR ACADEMIC AFFAIRS</b>			<b>\$ 725,302</b>

**STUDENT AFFAIRS**

CAL-SOAP '07	PROJECT DIRECTOR - Frances Pena	7/1/06-6/30/07	\$ 111,996
NEW STUDENT ORIENTATION	PROJECT DIRECTOR - Barbara Benedict	Trust Account	38,076
USDE CAMP '07	PROJECT DIRECTOR - Ofelia Gamez	7/1/06-6/30/07	151,800
USDE-CENTRAL CA ED. OPPORTUNITY CTR '07	PROJECT DIRECTOR - Sandra Fuentes	9/1/06-8/31/07	107,004
USDE-STUDENT SUPPORT SERVICES '07	PROJECT DIRECTOR - Sandra Fuentes	9/1/05-8/31/06	26,400
USDE-STUDENT SUPPORT SERVICES '07	PROJECT DIRECTOR - Sandra Fuentes	9/1/06-8/31/07	109,504
USDE-TALENT SEARCH '07	PROJECT DIRECTOR - Genoveva Robledo	9/1/06-8/31/07	155,640
USDE-UPWARD BOUND '07	PROJECT DIRECTOR - Martina Granados	9/1/06-8/31/07	129,516
US DOJ REDUCE VIOLENT CRIMES '07	PROJECT DIRECTOR - Francine Oputa	9/1/05-8/31/07	47,000
<b>TOTAL STUDENT AFFAIRS</b>			<b>\$ 876,936</b>

**UNIVERSITY GRANTS & RESEARCH OFFICE**

CALWORKS ACT WORKKEYS ASSESSMENT '06	PROJECT DIRECTOR - Tom McClanahan	7/1/06-6/30/07	\$ 30,996
<b>TOTAL UNIVERSITY GRANTS &amp; RESEARCH OFFICE</b>			<b>\$ 30,996</b>

**CALIFORNIA STATE UNIVERSITY, FRESNO**  
**UNIVERSITY AUXILIARY**  
**2006-07 BUDGET SUMMARY**  
 (Benefited Positions Only)

<b>CALIFORNIA STATE UNIVERSITY, FRESNO FOUNDATION GRANTS AND CONTRACTS</b>
--

		<b>2006-2007</b>
<b>Current Period</b>	<b>Initial Budget *</b>	

**VICE PRESIDENT FOR UNIVERSITY ADVANCEMENT**

COMPREHENSIVE CAMPAIGN	PROJECT DIRECTOR - Mary Anna Dunn	Trust Account	\$ 306,822
FRESNO STATE ALUMNI ASSOC	PROJECT DIRECTOR - Jacquelyn Glasener	Trust Account	29,120
<b>TOTAL VICE PRESIDENT FOR UNIVERSITY ADVANCEMENT</b>			<b>\$ 335,942</b>

**OFFICE OF THE PRESIDENT**

EVEN START-PICAYUNE RANCH '06	PROJECT DIRECTOR - Paul Beare	3/31/05-9/30/06	\$ 53,100
<b>TOTAL OFFICE OF THE PRESIDENT</b>			<b>\$ 53,100</b>

<b>TOTAL CALIFORNIA STATE UNIVERSITY, FRESNO FOUNDATION GRANTS AND CONTRACTS</b>	<b>\$ 6,028,393</b>
--	---------------------

\* Based on Salary Projections



CALIFORNIA STATE UNIVERSITY, FRESNO  
UNIVERSITY AUXILIARY  
2006-07 BUDGET SUMMARY

**CALIFORNIA STATE UNIVERSITY, FRESNO ATHLETIC CORPORATION**

	2005-2006			2006-07
	Initial Budget	Actual	Variance	Initial Budget
Operating Revenue	\$ 13,495,611	\$ 12,963,052	\$ (532,559)	\$ 13,472,480
Sports Revenue	8,955,282	8,939,730	(15,552)	9,389,683
<b>Total Operating Revenue</b>	<b>22,450,893</b>	<b>21,902,782</b>	<b>(548,111)</b>	<b>22,862,163</b>
Operating Expenses	8,720,700	8,360,630	(360,070)	13,797,776
Sports Expenses	13,729,295	13,193,877	(535,418)	9,016,630
<b>Total Operating Expenses</b>	<b>\$ (22,449,995)</b>	<b>\$(21,554,507)</b>	<b>\$ 895,488</b>	<b>\$ (22,814,406)</b>
<b>Excess of Operating Revenues over Operating Expenses</b>	<b>\$ 898</b>	<b>\$ 348,275</b>	<b>\$ 347,377</b>	<b>\$ 47,757</b>

**CALIFORNIA STATE UNIVERSITY, FRESNO  
UNIVERSITY AUXILIARY  
2006-07 REVENUE DETAIL**

CALIFORNIA STATE UNIVERSITY, FRESNO ATHLETIC CORPORATION				
	2005-2006			2006-07
	Initial Budget	Actual	Variance	Initial Budget
<b>Operating Revenue</b>				
Booster Travel	\$ 170,400	\$ 101,300	\$ (69,100)	\$ -
Bulldog Shop	712,576	735,586	23,010	783,173
Concessions Commissions	2,421		(2,421)	144,884
Conference/NCAA	1,884,633	1,579,313	(305,320)	1,577,196
Contributions <sup>c)</sup>	3,745,124	4,661,406	916,282	5,256,145
Facilities/Events <sup>a)</sup>	40,948	42,091	1,143	324,862
Media Relations Income	13,070	152,327	139,257	3,070
Miscellaneous	212,000	635,717	423,717	273,800
Production Services <sup>b)</sup>	3,736,850	1,776,829	(1,960,021)	1,689,262
Ticket Operations <sup>d)</sup>	-	18,178	18,178	97,407
University Support <sup>e)</sup>	2,977,589	3,260,305	282,716	3,322,681
<b>Subtotal Operating Revenue</b>	<b>13,495,611</b>	<b>12,963,052</b>	<b>(532,559)</b>	<b>13,472,480</b>
<b>Sports</b>				
Baseball	182,852	521,475	338,623	223,912
Basketball - Men's	2,219,995	2,773,551	553,556	2,361,331
Basketball - Women's	137,012	114,151	(22,861)	75,270
Cross Country	-	-	-	-
Equestrian	20,910	2,423	(18,487)	3,000
Football	6,172,202	5,371,668	(800,534)	6,590,668
Golf - Men's	-	-	-	-
Golf - Women's	-	-	-	-
Soccer	46,541	30,865	(15,677)	44,179
Softball	105,113	86,043	(19,070)	66,390
Tennis - Men's	1,741	-	(1,741)	-
Tennis - Women's	841	-	(841)	-
Track - Men's	717	-	(717)	-
Track - Women's	-	-	-	-
Volleyball	17,060	20,341	3,281	18,977
Wrestling	50,298	19,213	(31,085)	5,956
<b>Subtotal Sports Revenue</b>	<b>8,955,282</b>	<b>8,939,730</b>	<b>(15,552)</b>	<b>9,389,683</b>

a) Facility Rental, Parking Revenue, Summer Camp fees combined.

b) Donations Misc-Pat Hill Show, Marketing-BSP/Royalties CLC, Media Relations-Other Rev CSO combined with Production Services.

c) Contributions-BDF, Donations-Misc/LINVATEC/MBK Salary Enhancement/Green V/Fundraising, Marketing-Sky Suite Rental/Big Bid/Ticket Group Sales.

d) Changed name from Handling Charges.

e) Donations-Misc Financial Aid Augment, State Support, Student Fees combined.

f) Sport Operational Revenue includes Gate Receipts and Guarantees only. Concessions Commissions, Parking Revenue moved.



**CALIFORNIA STATE UNIVERSITY, FRESNO**  
**UNIVERSITY AUXILIARY**  
**2006-07 EXPENSE DETAIL**

**CALIFORNIA STATE UNIVERSITY, FRESNO ATHLETIC CORPORATION**

	2005-2006			2006-2007
	Initial Budget	Actual	Variance	Initial Budget
<b>EXPENSES</b>				
<b>Non-Sport Expenses</b>				
Academic Services	\$ 850,209	\$ 669,129	\$ (181,080)	\$ -
Administration <sup>a)</sup>	2,176,459	2,599,856	423,397	1,958,687
Booster Travel	127,440	92,571	(34,869)	-
Bulldog Shop	565,176	560,589	(4,587)	450,598
Compliance <sup>b)</sup>	133,586	73,746	(59,840)	3,194,895
Contingencies	300,000	-	(300,000)	300,000
Development	-	-	-	10,000
Equipment Rooms	255,089	236,081	(19,008)	44,029
Facilities/Events	986,241	793,150	(193,091)	1,964,917
Information Technology	-	-	-	158,250
Insurance	781,896	682,899	(98,997)	-
Marketing	396,399	264,106	(132,293)	143,440
Media Relations	448,798	496,216	47,418	127,946
Pep Band - Pep Squad	56,486	54,628	(1,858)	51,194
Production Services	235,498	239,195	3,697	204,208
Salaries & Benefits	-	-	-	3,991,968
Student Athlete Services	-	-	-	697,838
Ticket Office	441,418	435,483	(5,935)	226,739
Trade-Outs	-	284,416	284,416	-
Training Room	500,568	504,352	3,784	223,983
Videoboard	214,915	195,527	(19,388)	-
Weight Room	250,522	178,686	(71,836)	49,084
<b>Subtotal Non-Sport Expenses</b>	<b>\$ 8,720,700</b>	<b>\$ 8,360,630</b>	<b>\$ (360,070)</b>	<b>\$ 13,797,776</b>

**CALIFORNIA STATE UNIVERSITY, FRESNO  
UNIVERSITY AUXILIARY  
2006-07 EXPENSE DETAIL**

**CALIFORNIA STATE UNIVERSITY, FRESNO ATHLETIC CORPORATION**

	2005-2006			2006-2007
	Initial Budget	Actual	Variance	Initial Budget
<b>Sports</b>				
Baseball	\$ 756,177	\$ 754,069	\$ (2,108)	\$ 307,246
Basketball - Men's	2,011,124	1,840,330	(170,794)	335,660
Basketball - Women's	1,193,124	1,163,314	(29,810)	293,125
Cross Country	27,466	18,235	(9,231)	24,400
Equestrian	551,325	480,165	(71,160)	137,998
Football	5,478,104	5,256,728	(221,376)	1,388,559
Golf - Men's	172,155	178,175	6,020	58,994
Golf - Women's	174,530	179,722	5,192	67,516
Soccer - Men's	29,751	34,950	5,199	-
Soccer - Women's	439,365	462,386	23,021	152,997
Softball	679,735	686,000	6,265	185,474
Tennis - Men's	223,980	240,308	16,328	66,956
Tennis - Women's	330,319	351,779	21,460	61,140
Track - Men's	289,023	257,360	(31,663)	38,300
Track - Women's	426,875	333,874	(93,001)	89,600
Swimming	57,519	63,261	5,742	-
Volleyball	597,453	572,429	(25,024)	182,986
Wrestling	291,270	320,792	29,522	76,270
Salaries & Benefits	-	-	-	5,549,409
<b>Subtotal Sports Expenses</b>	<b>\$ 13,729,295</b>	<b>\$ 13,193,877</b>	<b>\$ (535,418)</b>	<b>\$ 9,016,630</b>
<b>Total Expenses</b>	<b>\$ 22,449,995</b>	<b>\$ 21,554,507</b>	<b>\$ (895,488)</b>	<b>\$ 22,814,406</b>

- a) Admin, Department, Insurance, Depreciation combined; Salaries & Benefits moved; Computer moved to IT  
b) Compliance, Athletic Aid combined; Salary & Benefits removed



**CALIFORNIA STATE UNIVERSITY, FRESNO  
UNIVERSITY AUXILIARY  
2006-07 BUDGET SUMMARY**

**FRESNO STATE PROGRAMS FOR CHILDREN, INC.**

AUXILIARY	2005-2006		2006-2007
	Revised Budget	Actual Rev./Exp.	Initial Budget
<b>REVENUES</b>			
State Apportionment	\$ 810,463	\$ 791,584	\$ 47,600
Federal Funds	196,744	185,172	933,300
California State University Allocation	87,810	87,810	87,810
Day Care Fees - Parent Fees	185,590	193,891	319,300
Day Care Fees - Vendor Contracts	6,000	1,788	6,000
Interest Income	3,000	9,195	9,000
Miscellaneous	1,800	17,525	-
Student Body Fees	322,875	314,539	332,000
<b>Total Revenues</b>	<b>\$ 1,614,282</b>	<b>\$ 1,601,504</b>	<b>\$ 1,735,010</b>
<b>EXPENSES</b>			
Audit and Accounting	\$ 92,182	\$ 91,893	\$ 93,000
Certificated/Classified/Food Service Salaries	1,000,392	964,616	1,118,100
Contracts, Rent, Leases	15,000	15,000	16,800
Employee Benefits	303,285	259,750	298,200
Equipment	3,910	24,653	3,600
Instructional Supplies	11,755	24,438	15,200
Insurance	10,330	10,173	11,900
Legal Fees	15,000	-	15,000
Misc Services	8,000	960	8,000
Other Operating Expenses	9,499	22,844	12,700
Other Supplies	92,085	109,245	99,000
Travel and Conferences	6,900	4,951	13,800
Utilities	17,020	18,226	20,600
<b>Total Expenses</b>	<b>\$ 1,585,358</b>	<b>\$ 1,546,749</b>	<b>\$ 1,725,900</b>
<b>TOTAL FRESNO STATE PROGRAMS FOR CHILDREN, INC.</b>	<b>\$ 28,924</b>	<b>\$ 54,755</b>	<b>\$ 9,110</b>

**CALIFORNIA STATE UNIVERSITY, FRESNO  
UNIVERSITY AUXILIARY  
2006-07 BUDGET SUMMARY**

<b>BULLDOG FOUNDATION</b>			
	<b>2005-2006</b>		<b>2006-2007</b>
	<b>Initial Budget</b>	<b>Actual</b>	<b>Initial Budget</b>
<b>REVENUE</b>	<b>\$ 826,186</b>	<b>\$ 694,051</b>	<b>\$ 658,207</b>
<b>EXPENSES</b>			
<i>Personnel</i>			
Executive Director	\$ 83,000	\$ 83,002	\$ 85,490
Executive Director Auto Allowance	1,600	1,600	-
Executive Director Insurance	2,500	2,500	2,500
Executive Director Retirement	5,900	9,000	10,000
Insurance Benefits	45,000	44,054	50,000
Payroll Taxes	19,800	17,967	20,500
Part Time Salaries	20,820	6,811	40,860
Staff Salaries	108,400	119,217	111,176
Staff Auto Allowance	200	472	800
Staff Retirement	4,000	6,250	4,750
<b>Total Personnel</b>	<b>\$ 291,220</b>	<b>\$ 290,873</b>	<b>\$ 326,076</b>
<i>Membership Fund Drive Expenses</i>			
Advertising & Promotions	\$ 5,500	\$ 5,070	\$ 5,000
Bank Card Charges	60,000	55,352	60,000
Drive Member Awards	28,000	22,996	25,000
Executive Director Promotion Allowance	2,000	1,313	2,000
First Team	-	-	2,500
Football - Premium Seating	6,500	9,158	28,800
Former Athlete Reception	-	-	500
Fund Drive Awards Banquet	500	72	500
Fund Drive Kick-Off Dinner	4,000	4,935	5,500
Fund Drive Report Nites/Orientation	3,000	2,582	2,750
Media Guides	3,500	2,546	3,000
Member Event	4,700	1,352	-
Membership Recognition	1,000	710	1,000
Newsletter-Bulldog Sports	14,000	11,967	14,000
Postage	34,000	33,489	36,000
President Fund	2,500	851	2,000
Printing	18,000	16,072	18,000
Professional Services	-	-	1,720
PSL - One Year Only	10,000	-	-
Scholarship Plaques	5,000	5,379	5,500
Torch of Excellence	-	-	1,500
<b>Total Membership Fund Drive</b>	<b>\$ 202,200</b>	<b>\$ 173,844</b>	<b>\$ 215,270</b>
<i>Office Overhead</i>			
Audit	\$ 6,000	\$ 6,000	\$ 6,000
Computer Expense/Training	1,000	651	1,000
Copier Expense	1,500	1,935	2,000
Equip. Rent & Maint.	3,000	2,696	3,000
Insurance	9,000	8,248	9,000
Miscellaneous	500	311	500
Rent	15,600	8,450	-
Supplies	6,500	6,435	6,500
Telephone	4,000	2,319	4,000
Trade-outs	(3,634)	(19,156)	(3,139)
<b>Total Office Overhead</b>	<b>\$ 43,466</b>	<b>\$ 17,889</b>	<b>\$ 28,861</b>
<i>Other Bulldog Foundation</i>			
Athletic Facility Loan	\$ 200,000	\$ 200,000	\$ -
Bereavement/Remembrances	500	65	500
Capital Improvements	1,500	1,371	1,500
Conferences/Seminars/Think Tank	3,000	3,440	3,500
Homecoming	1,500	1,500	-
Lifetime Achievement Award	300	945	-
Marketing Materials	-	-	-
Reserve for Contingency	80,000	1,797	80,000
Trustee Meeting/Gift	2,500	2,327	2,500
Young Bulldogs	-	-	-
<b>Total Other Expenses</b>	<b>\$ 289,300</b>	<b>\$ 211,445</b>	<b>\$ 88,000</b>
<b>Total Current Expenses</b>	<b>\$ 826,186</b>	<b>\$ 694,051</b>	<b>\$ 658,207</b>
<b>EXCESS OF REVENUE OVER EXPENSES</b>	<b>\$ -</b>	<b>\$ -</b>	<b>\$ -</b>

\* 2005-2006 YE AS OF February 28th. 2006-07 YE as of June 30th.

CALIFORNIA STATE UNIVERSITY, FRESNO  
SALARIES AS OF NOVEMBER, 2006

ACADEMIC AFFAIRS						
DEPT	NAME	CLASS	AY	12 Mo.	TIMEBASE	ANNUAL SALARY
INSTRUCTION						
CRAIG SCHOOL OF BUSINESS						
OFFICE OF THE DEAN						
MANAGEMENT						
	Harper, R.	Administrator III			1.00	\$ 113,288
	Hensler, D.	Administrator IV			1.00	139,320
					Total Management	\$ 252,608
STAFF						
	Barnes, L.	Equipment Systems Specialist		✓	1.00	\$ 43,080
	Bojorquz-Ford, M.	Administrative Analyst/Specialist		✓	1.00	42,744
	Datu, C.	Network Analyst		✓	1.00	51,384
	Deaver, J.	Administrative Support Assistant		✓	1.00	28,680
	Delacruz, A.	Student Services Professional III		✓	1.00	43,800
	Durham, A.	Administrative Analyst/Specialist		✓	1.00	43,596
	Laczavics, R.	Information Technology Consultant		✓	1.00	51,504
	Paschal, K.	Administrative Analyst/Specialist		✓	1.00	42,852
	Salazar, G.	Student Services Professional I		✓	1.00	32,820
					Total Staff	\$ 380,460
TOTAL OFFICE OF THE DEAN					11.00	\$ 633,068
DEPARTMENT OF ACCOUNTANCY						
FACULTY						
	Baker, D.	Instructional Faculty	✓		1.00	\$ 91,056
	Huff, P.	Department Chair	✓		0.75	73,191
	Huff, P.	Instructional Faculty	✓		0.25	22,497
	Lin, S.	Instructional Faculty	✓		1.00	84,000
	Osborn, J.	Instructional Faculty	✓		1.00	92,004
	Patterson, D.	Instructional Faculty	✓		1.00	92,064
	Peyvandi, A.	Instructional Faculty	✓		1.00	98,988
	Tai, B.	Instructional Faculty	✓		1.00	98,520
					Total Faculty	\$ 652,320
STAFF						
	Koehler, D.	Administrative Support Coordinator		11/12	1.00	\$ 41,040
					Total Staff	\$ 41,040
TOTAL DEPARTMENT OF ACCOUNTANCY					8.00	\$ 693,360
DEPARTMENT OF FINANCE AND BUSINESS LAW						
FACULTY						
	Chen, K.C.	Department Chair	✓		0.75	\$ 81,915
	Chen, K.C.	Instructional Faculty	✓		0.25	25,245
	Doyel, T.	Instructional Faculty (Spring Fall 2007)	✓		0.50	43,470
	Forsythe, L.	Instructional Faculty	✓		1.00	93,528
	Highsmith, J.	Instructional Faculty	✓		1.00	94,824
	Jassim, A.	Instructional Faculty	✓		1.00	92,004
	Jones, I.	Instructional Faculty	✓		1.00	96,324
	Kemp, D.	Instructional Faculty	✓		1.00	92,004
	La Rosa, P.	Instructional Faculty	✓		1.00	85,008
	Lacy, R.	Instructional Faculty	✓		1.00	91,572
	Reitzel, J.	Instructional Faculty (FERP Spring 2007)	✓		0.50	48,996
	Shahrokhi, M.	Instructional Faculty	✓		1.00	100,140
	Tseng, K.	Instructional Faculty	✓		1.00	92,004
	Waters, A.	Instructional Faculty (FERP AY 2006-2007)	✓		0.50	45,138
	Yazdipour, R.	Instructional Faculty	✓		1.00	92,004
					Total Faculty	\$ 1,174,176
STAFF						
	Linville, K.	Administrative Support Coordinator		✓	1.00	\$ 44,436
					Total Staff	\$ 44,436
TOTAL DEPARTMENT OF FINANCE AND BUSINESS LAW					13.50	\$ 1,218,612



**CALIFORNIA STATE UNIVERSITY, FRESNO**  
**SALARIES AS OF NOVEMBER, 2006**

ACADEMIC AFFAIRS						
DEPT	NAME	CLASS	AY	12 Mo.	TIMEBASE	ANNUAL SALARY
CRAIG SCHOOL OF BUSINESS						
DEPARTMENT OF INFORMATION SYSTEMS AND DECISION SCIENCES (ISDS)						
<b>FACULTY</b>						
	Anderson, R.	Instructional Faculty	✓		1.00	\$ 90,504
	Chaffe, P.	Instructional Faculty	✓		1.00	98,988
	Hatcher, M.	Instructional Faculty	✓		1.00	95,616
	Henson, J.	Instructional Faculty	✓		1.00	86,976
	Jung, J.	Instructional Faculty	✓		1.00	81,000
	Kwon, O.	Instructional Faculty	✓		1.00	97,968
	Liu, W.	Instructional Faculty	✓		1.00	86,940
	Mallios, W.	Instructional Faculty (FERP Spring 2007)	✓		0.50	44,070
	Moffitt, K.	Instructional Faculty	✓		1.00	97,776
	Rahmatian, S.	Instructional Faculty	✓		1.00	93,576
	Simis, P.	Instructional Faculty (FERP AY 2006-2007)	✓		0.50	45,816
	Solis, R.	Instructional Faculty	✓		1.00	95,868
	Stengel, D.	Department Chair	✓		0.75	79,344
	Stengel, D.	Instructional Faculty	✓		0.25	24,253
	Wielicki, T.	Instructional Faculty	✓		1.00	99,204
<b>Total Faculty</b>					13.00	\$ 1,217,899
<b>STAFF</b>						
	Avery, R.	Administrative Support Coordinator		✓	1.00	\$ 38,724
<b>Total Staff</b>					1.00	\$ 38,724
<b>TOTAL DEPT OF INFORMATION SYSTEMS AND DECISION SCIENCES (ISDS)</b>					<b>14.00</b>	<b>\$ 1,256,623</b>
DEPARTMENT OF MANAGEMENT						
<b>FACULTY</b>						
	Bradley, J.	Instructional Faculty	✓		1.00	\$ 84,000
	Castrogiovanni, G.	Instructional Faculty	✓		1.00	98,004
	Moghaddam, J.	Instructional Faculty	✓		1.00	93,732
	Olson-Buchanan, J.	Department Chair	✓		0.75	81,291
	Olson-Buchanan, J.	Instructional Faculty	✓		0.25	24,873
	Penbera, J.	Instructional Faculty	✓		1.00	86,940
	Sanchez, R.	Instructional Faculty	✓		1.00	81,096
	Schmidtke, J.	Instructional Faculty	✓		1.00	81,000
	Stearns, T.	Instructional Faculty -12 month		✓	1.00	108,540
	Vozikis, G.	Instructional Faculty	✓		1.00	160,008
	Wang, J.	Instructional Faculty	✓		1.00	92,004
<b>Total Faculty</b>					10.00	\$ 991,488
<b>STAFF</b>						
	Biggert, D.	Administrative Support Coordinator		✓	1.00	\$ 44,436
<b>Total Staff</b>					1.00	\$ 44,436
<b>TOTAL DEPARTMENT OF MANAGEMENT</b>					<b>11.00</b>	<b>\$ 1,035,924</b>
DEPARTMENT OF MARKETING AND LOGISTICS						
<b>FACULTY</b>						
	Cords, D.	Instructional Faculty (FERP Spring 2007)	✓		1.00	\$ 46,356
	Motameni, R.	Department Chair	✓		0.75	76,104
	Motameni, R.	Instructional Faculty	✓		0.25	25,368
	Ong, B.	Instructional Faculty	✓		1.00	95,640
	Rice, W.	Instructional Faculty	✓		1.00	89,988
	Stratemeyer, A.	Instructional Faculty	✓		1.00	90,000
<b>Total Faculty</b>					5.00	\$ 423,456
<b>STAFF</b>						
	Uchiyama, K.	Administrative Support Assistant		✓	0.75	\$ 26,046
<b>Total Staff</b>					0.75	\$ 26,046
<b>TOTAL DEPARTMENT OF MARKETING AND LOGISTICS</b>					<b>5.75</b>	<b>\$ 449,502</b>
DEPARTMENT OF AEROSPACE STUDIES						
<b>STAFF</b>						
	Hirasuna, K.	Administrative Support Assistant		✓	0.80	\$ 26,390
<b>Total Staff</b>					0.80	\$ 26,390
<b>TOTAL DEPARTMENT OF AEROSPACE STUDIES</b>					<b>0.80</b>	<b>\$ 26,390</b>
DEPARTMENT OF MILITARY SCIENCE PROGRAM						
<b>STAFF</b>						
	Traber, L.	Administrative Support Assistant		✓	0.75	\$ 23,913
<b>Total Staff</b>					0.75	\$ 23,913
<b>TOTAL DEPARTMENT OF MILITARY SCIENCE PROGRAM</b>					<b>0.75</b>	<b>\$ 23,913</b>

**CALIFORNIA STATE UNIVERSITY, FRESNO  
SALARIES AS OF NOVEMBER, 2006**

ACADEMIC AFFAIRS						
DEPT	NAME	CLASS	AY	12 Mo.	TIMEBASE	ANNUAL SALARY
CRAIG SCHOOL OF BUSINESS						
BUSINESS GRADUATE PROGRAM						
STAFF						
	Lehman, G.	Administrative Analyst/Specialist		✓	1.00	\$ 51,612
<i>Total Staff</i>					1.00	\$ 51,612
TOTAL BUSINESS GRADUATE PROGRAM					1.00	\$ 51,612
UNIVERSITY BUSINESS CENTER						
MANAGEMENT						
	Milevoj, E.	Administrator III			1.00	\$ 72,000
<i>Total Management</i>					1.00	\$ 72,000
STAFF						
	Few, L.	Administrative Analyst/Specialist		✓	1.00	\$ 39,936
<i>Total Staff</i>					1.00	\$ 39,936
TOTAL UNIVERSITY BUSINESS CENTER					2.00	\$ 111,936
TOTAL CRAIG SCHOOL OF BUSINESS					67.80	\$ 5,500,940

**CALIFORNIA STATE UNIVERSITY, FRESNO  
SALARIES AS OF NOVEMBER, 2006**

ACADEMIC AFFAIRS						
DEPT	NAME	CLASS	AY	12 Mo.	TIMEBASE	ANNUAL SALARY
<b>KREMEN SCHOOL OF EDUCATION AND HUMAN DEVELOPMENT</b>						
<b>OFFICE OF THE DEAN</b>						
<b>MANAGEMENT</b>						
	Beare, P.	Administrator IV			1.00	\$ 135,960
	Torgerson, C.	Administrator III			0.75	81,765
<b>Total Management</b>					1.75	\$ 217,725
<b>STAFF</b>						
	Bivens, R.	Administrative Support Assistant		✓	1.00	\$ 34,380
	Cardiel, M.	Administrative Support Assistant		✓	1.00	24,864
	Cota, M.	Administrative Support Assistant		✓	1.00	30,672
	Elliston, I.	Administrative Analyst/Specialist		✓	1.00	47,844
	Hernandez, M.	Administrative Support Coordinator		✓	1.00	41,832
	Leischner, A.	Accounting Technician III			1.00	49,620
	Lomeli, M.	Administrative Analyst/Specialist		✓	1.00	45,780
	Mackey, L.	Administrative Support Coordinator		✓	1.00	42,000
	Nakashima, S.	Credential Analyst II			1.00	43,932
	Newlander, L.	Information Technology Consultant		✓	1.00	51,744
	Placenti, H.	Instructional Support Technician I			1.00	50,628
	Rabago, L.	Administrative Support Coordinator		✓	1.00	42,180
	Ramirez, S.	Administrative Support Coordinator		✓	1.00	38,028
	Salsedo, A.	Administrative Support Assistant		✓	1.00	36,024
	Serrano, M.	Information Technology Consultant		✓	1.00	52,428
<b>Total Staff</b>					15.00	\$ 631,956
<b>TOTAL OFFICE OF THE DEAN</b>					16.75	\$ 849,681
<b>CAL STATE TEACH</b>						
<b>FACULTY</b>						
	Ullrich, W.	Administrator III			1.00	\$ 94,992
<b>Total Faculty</b>					1.00	\$ 94,992
<b>STAFF</b>						
	Choy, J.	Administrative Support Assistant		✓	1.00	\$ 30,624
	Walton, D.	Administrative Support Coordinator		✓	1.00	34,848
<b>Total Staff</b>					2.00	\$ 65,472
<b>TOTAL CAL STATE TEACH</b>					3.00	\$ 160,464
<b>DEPARTMENT OF COUNSELING AND SPECIAL EDUCATION</b>						
<b>FACULTY</b>						
	Arokiasamy, C.	Department Chair	✓		0.53	\$ 40,086
	Arokiasamy, C.	Instructional Faculty	✓		0.47	36,114
	Dworkin, S.	Instructional Faculty	✓		1.00	83,772
	Garcia, J.	Instructional Faculty	✓		1.00	83,628
	Kiyuna, R.	Instructional Faculty	✓		1.00	80,280
	Lam, S.	Instructional Faculty	✓		1.00	58,008
	Lee, S.	Instructional Faculty	✓		1.00	58,008
	Lucey, C.	Instructional Faculty	✓		1.00	68,004
	Monke, R.	Instructional Faculty (FERP AY 2006-2007)	✓		0.50	44,376
	Ong, L.	Instructional Faculty	✓		1.00	58,008
	Powell, D.	Instructional Faculty	✓		1.00	78,744
	Sham Choy, C.	Instructional Faculty	✓		1.00	58,008
	Shen, H.	Instructional Faculty	✓		1.00	68,004
	Smith, H.	Instructional Faculty	✓		1.00	85,644
	Torgerson, C.	Instructional Faculty	✓		0.25	18,462
	Valencia, A.	Instructional Faculty	✓		1.00	71,976
	Weir, K.	Instructional Faculty	✓		1.00	58,992
	Willis, S.	Instructional Faculty	✓		1.00	52,596
	Yoon, E.	Instructional Faculty	✓		1.00	58,008
<b>Total Faculty</b>					16.75	\$ 1,160,718
<b>STAFF</b>						
	Salsberry, H.	Administrative Support Coordinator		✓	1.00	\$ 34,992
<b>Total Staff</b>					1.00	\$ 34,992
<b>TOTAL DEPARTMENT OF COUNSELING AND SPECIAL EDUCATION</b>					17.75	\$ 1,195,710



CALIFORNIA STATE UNIVERSITY, FRESNO  
SALARIES AS OF NOVEMBER, 2006

ACADEMIC AFFAIRS						
DEPT	NAME	CLASS	AY	12 Mo.	TIMEBASE	ANNUAL SALARY
KREMEN SCHOOL OF EDUCATION AND HUMAN DEVELOPMENT						
DEPARTMENT OF CURRICULUM TEACHING AND EDUCATIONAL TECHNOLOGY						
<b>FACULTY</b>						
	Arenz, B.	Instructional Faculty	✓		1.00	\$ 70,764
	Baca, M.	Instructional Faculty (FERP AY 2006-2007)	✓		0.50	42,606
	Behrend, J.	Instructional Faculty	✓		1.00	68,004
	Benavides, O.	Instructional Faculty	✓		1.00	74,712
	Benninga, J.	Instructional Faculty	✓		1.00	91,476
	Biacindo, K.	Instructional Faculty	✓		1.00	74,028
	Blum, D.	Instructional Faculty	✓		1.00	58,008
	Bohlin, C.	Instructional Faculty	✓		1.00	85,896
	Bohlin, R.	Instructional Faculty	✓		1.00	86,928
	Chiero, R.	Instructional Faculty	✓		1.00	68,004
	Daughtry, J.	Instructional Faculty	✓		1.00	82,308
	Harris, S.	Instructional Faculty (FERP Spring 2007)	✓		0.50	43,332
	Henderson, J.	Instructional Faculty	✓		1.00	85,620
	Lomeli, J.	Instructional Faculty	✓		1.00	70,092
	Marshall, J.	Department Chair	✓		0.52	46,344
	Marshall, J.	Instructional Faculty	✓		0.48	41,916
	Mata, S.	Instructional Faculty	✓		1.00	74,496
	Nyberg, L.	Instructional Faculty	✓		1.00	68,220
	Padilla, F.	Instructional Faculty	✓		1.00	58,008
	Parks, J.	Instructional Faculty	✓		1.00	68,004
	Pham, K.	Instructional Faculty	✓		1.00	76,836
	Stone, B.	Instructional Faculty (FERP AY 2006-2007)	✓		0.50	41,406
	Wenrick, M.	Instructional Faculty	✓		1.00	58,008
<b>Total Faculty</b>					20.50	\$ 1,535,016
<b>STAFF</b>						
	Salanitra, C.	Administrative Support Coordinator		✓	1.00	\$ 39,120
<b>Total Staff</b>					1.00	\$ 39,120
<b>TOTAL DEPT OF CURRICULUM TEACHING AND EDUCATIONAL TECHNOLOGY</b>					<b>21.50</b>	<b>\$ 1,574,136</b>
DEPARTMENT OF EDUCATIONAL RESEARCH ADMINISTRATION						
<b>FACULTY</b>						
	Brown-Welty, S.	Instructional Faculty	✓		1.00	\$ 85,356
	Cuellar, A.	Department Chair	✓		0.52	40,368
	Cuellar, A.	Instructional Faculty	✓		0.48	36,792
	Magdaleno, K.	Instructional Faculty	✓		1.00	67,284
	Tanner, D.	Instructional Faculty	✓		1.00	85,308
	Tracz, S.	Instructional Faculty	✓		1.00	85,080
	Unruh, R.	Instructional Faculty	✓		1.00	81,192
	Wise, D.	Instructional Faculty	✓		1.00	68,004
<b>Total Faculty</b>					7.00	\$ 549,384
<b>STAFF</b>						
	Webb, R.	Administrative Support Coordinator		✓	1.00	\$ 31,212
<b>Total Staff</b>					1.00	\$ 31,212
<b>TOTAL DEPARTMENT OF EDUCATIONAL RESEARCH ADMINISTRATION</b>					<b>8.00</b>	<b>\$ 580,596</b>

**CALIFORNIA STATE UNIVERSITY, FRESNO  
SALARIES AS OF NOVEMBER, 2006**

ACADEMIC AFFAIRS						
DEPT	NAME	CLASS	AY	12 Mo.	TIMEBASE	ANNUAL SALARY
KREMEN SCHOOL OF EDUCATION AND HUMAN DEVELOPMENT						
DEPARTMENT OF LITERACY AND EARLY EDUCATION						
<b>FACULTY</b>						
	Abramson, S.	Instructional Faculty	✓		1.00	\$ 86,424
	Alamillo, L.	Instructional Faculty	✓		1.00	58,008
	Arenas, R.	Instructional Faculty	✓		1.00	58,008
	Basurto, I.	Instructional Faculty	✓		1.00	68,004
	Devoogd, G.	Instructional Faculty	✓		1.00	68,004
	Garan, E.	Instructional Faculty	✓		1.00	68,004
	Hart, S.	Instructional Faculty	✓		1.00	58,008
	Huerta, T.	Instructional Faculty	✓		1.00	58,008
	Lane-Garon, P.	Instructional Faculty	✓		1.00	62,616
	McKay, J.	Instructional Faculty	✓		1.00	58,008
	Neal, J.	Department Chair (FERP AY 2006-2007)	✓		0.26	23,478
	Neal, J.	Instructional Faculty (FERP AY 2006-2007)	✓		0.24	21,240
	Shelton, M.	Instructional Faculty	✓		1.00	77,736
	Vang, A.	Instructional Faculty	✓		1.00	72,828
<b>Total Faculty</b>					12.50	\$ 838,374
<b>STAFF</b>						
	Rude, P.	Administrative Support Coordinator		✓	1.00	\$ 31,212
<b>Total Staff</b>					1.00	\$ 31,212
<b>TOTAL DEPARTMENT OF LITERACY AND EARLY EDUCATION</b>					<b>13.50</b>	<b>\$ 869,586</b>
JOINT DOCTORAL PROGRAM						
<b>STAFF</b>						
	Mayse, A.	Research Technician II			1.00	\$ 54,000
	RiveraPasilla, D.	Administrative Analyst/Specialist		✓	1.00	47,208
<b>Total Staff</b>					2.00	\$ 101,208
<b>TOTAL JOINT DOCTORAL PROGRAM</b>					<b>2.00</b>	<b>\$ 101,208</b>
LIBERAL STUDIES PROGRAM						
<b>STAFF</b>						
	Brown, L.	Administrative Support Assistant		✓	1.00	\$ 27,840
	Christensen, P.	Student Services Professional III		✓	1.00	55,116
	Rodriguez, E.	Student Services Professional II		✓	1.00	48,228
	Tatsumura, J.	Student Services Professional IV		✓	1.00	56,148
<b>Total Staff</b>					4.00	\$ 187,332
<b>TOTAL LIBERAL STUDIES PROGRAM</b>					<b>4.00</b>	<b>\$ 187,332</b>
<b>TOTAL KREMEN SCHOOL OF EDUCATION AND HUMAN DEVELOPMENT</b>					<b>86.50</b>	<b>\$ 5,518,713</b>

CALIFORNIA STATE UNIVERSITY, FRESNO  
SALARIES AS OF NOVEMBER, 2006

ACADEMIC AFFAIRS						
DEPT	NAME	CLASS	AY	12 Mo.	TIMEBASE	ANNUAL SALARY
COLLEGE OF ENGINEERING						
OFFICE OF THE DEAN						
MANAGEMENT						
	Hoff, A.	Administrator IV			1.00	\$ 129,780
Total Management						\$ 129,780
STAFF						
	Martinez, S.	Administrative Support Coordinator		✓	1.00	\$ 31,212
	Oldham, S.	Administrative Support Assistant		✓	1.00	31,296
	Perry, R.	Operating Systems Analyst		✓	1.00	78,300
	Robinson, D.	Administrative Analyst/Specialist		✓	1.00	51,000
	Spain, J.	Equipment Technician III, Electronic			1.00	47,412
	Steele, A.	Administrative Support Coordinator		✓	0.90	33,707
Total Staff						\$ 272,927
TOTAL OFFICE OF THE DEAN						\$ 402,707
DEPARTMENT OF CIVIL AND GEOMATICS ENGINEERING AND CONSTRUCTION						
FACULTY						
	Attard, T.	Instructional Faculty	✓		1.00	\$ 73,008
	Charalambides, J.	Instructional Faculty	✓		1.00	67,008
	Crossfield, J.	Department Chair	✓		0.52	52,860
	Crossfield, J.	Instructional Faculty	✓		0.48	48,540
	Gysler, R.	Instructional Faculty (FERP Fall 2006)	✓		0.50	43,494
	Laralde-Muro, J.	Instructional Faculty	✓		1.00	97,380
	Munji, R.	Instructional Faculty	✓		1.00	94,284
	Nader, F.	Instructional Faculty (FERP AY 2006-2007)	✓		0.50	46,686
	Wright, W.	Instructional Faculty	✓		1.00	74,844
	Xiao, M.	Instructional Faculty	✓		1.00	70,200
	Yousef, M.	Instructional Faculty	✓		0.50	51,912
Total Faculty						\$ 720,216
STAFF						
	Scherer, S.	Equipment Technician III, Specialized			1.00	\$ 51,912
	Vasquez, H.	Administrative Support Coordinator		✓	1.00	33,204
Total Staff						\$ 85,116
TOTAL DEPT OF CIVIL AND GEOMATICS ENGINEERING AND CONSTRUCTION						\$ 805,332
DEPARTMENT OF ELECTRICAL AND COMPUTER ENGINEERING						
FACULTY						
	Bengiamin, N.	Instructional Faculty	✓		1.00	\$ 94,632
	Bukofzer, D.	Instructional Faculty	✓		1.00	94,524
	Hatfield, C.	Instructional Faculty	✓		1.00	65,520
	Heaney, A.	Instructional Faculty	✓		1.00	90,228
	Hecht, R.	Instructional Faculty	✓		1.00	83,520
	Kriehn, G.	Instructional Faculty	✓		1.00	70,620
	Nunna, R.	Department Chair	✓		0.52	44,508
	Nunna, R.	Instructional Faculty	✓		0.48	40,668
Total Faculty						\$ 584,220
STAFF						
	Hunt, R.	Equipment Technician III, Electronic			1.00	\$ 56,172
	Reyna, Z.	Administrative Support Coordinator		✓	1.00	31,212
Total Staff						\$ 87,384
TOTAL DEPARTMENT OF ELECTRICAL ENGINEERING						\$ 671,604
DEPARTMENT OF MECHANICAL AND INDUSTRIAL ENGINEERING						
FACULTY						
	Loscutoff, W.	Department Chair	✓		0.52	\$ 51,528
	Loscutoff, W.	Instructional Faculty	✓		0.48	47,208
	Mahanty, S.	Instructional Faculty (FERP AY 2006-2007)	✓		0.50	50,388
	Peng, W.	Instructional Faculty	✓		1.00	90,024
	Sanchez, M.	Instructional Faculty	✓		1.00	70,620
Total Faculty						\$ 309,768
STAFF						
	Gee, J.	Equipment Technician III, Specialized Equipment			1.00	\$ 58,476
	Love, C.	Administrative Support Coordinator		✓	1.00	40,116
Total Staff						\$ 98,592
TOTAL DEPARTMENT OF MECHANICAL AND INDUSTRIAL ENGINEERING						\$ 408,360
TOTAL COLLEGE OF ENGINEERING					31.90	\$ 2,288,003



**CALIFORNIA STATE UNIVERSITY, FRESNO**  
**SALARIES AS OF NOVEMBER, 2006**

ACADEMIC AFFAIRS						
DEPT	NAME	CLASS	AY	12 Mo.	TIMEBASE	ANNUAL SALARY
COLLEGE OF HEALTH AND HUMAN SERVICES						
OFFICE OF THE DEAN						
MANAGEMENT						
	Cuellar, B.	Administrator IV			1.00	\$ 151,536
	Curtis, K.	Administrator III			1.00	111,312
					Total Management	2.00
						\$ 262,848
STAFF						
	Chapman, G.	Equipment Specialist		✓	1.00	\$ 35,004
	Campbell, B.	Administrative Support Coordinator		✓	1.00	31,212
	Carson, E.	Administrative Analyst/Specialist		✓	1.00	54,120
	DeRoo, D.	Administrative Analyst/Specialist		✓	1.00	63,000
	Gillet, D.	Administrative Analyst/Specialist		✓	1.00	52,584
	Hunt, G.	Information Technology Consultant		✓	1.00	62,316
	Lacy, P.	Student Services Professional II		✓	1.00	44,616
	Shaw, S.	Administrative Analyst/Specialist		✓	1.00	47,688
	Wray, D.	Administrative Analyst/Specialist		✓	1.00	46,008
					Total Staff	9.00
						\$ 436,548
TOTAL OFFICE OF THE DEAN					11.00	\$ 699,396
DEPARTMENT OF COMMUNICATIVE SCIENCES AND DISORDERS						
FACULTY						
	Berrett, B.	Instructional Faculty	✓		1.00	\$ 56,928
	Freed, D.	Departmental Chair	✓		0.52	42,372
	Freed, D.	Instructional Faculty	✓		0.48	38,700
	Hegde, M.	Instructional Faculty (FERP Spring 2007)	✓		0.50	46,128
	Ogden, P.	Instructional Faculty	✓		1.00	97,776
	Parker, R.	Instructional Faculty	✓		1.00	89,412
	Skelton, S.	Instructional Faculty	✓		1.00	64,320
	Smith, D.	Instructional Faculty	✓		1.00	58,008
					Total Faculty	6.50
						\$ 493,644
STAFF						
	Burns, M.	Speech Pathologist			1.00	\$ 61,728
	Campbell, L.	Administrative Support Assistant		✓	1.00	29,100
	Contreras, M.	Administrative Support Assistant		✓	1.00	33,252
	House, D.	Administrative Support Coordinator		✓	1.00	31,812
					Total Staff	4.00
						\$ 155,892
TOTAL DEPARTMENT OF COMMUNICATIVE SCIENCES AND DISORDERS					10.50	\$ 649,536
DEPARTMENT OF HEALTH SCIENCE						
FACULTY						
	Capitman, J.	Instructional Faculty		✓	1.00	\$ 121,092
	Davoli, G.	Instructional Faculty	✓		1.00	66,000
	Donohue, S.	Instructional Faculty	✓		1.00	64,932
	Kotkin-Jaszi, S.	Instructional Faculty	✓		1.00	60,000
	Krenz, V.	Instructional Faculty	✓		1.00	87,840
	Matlosz, D.	Instructional Faculty	✓		1.00	79,848
	Miltiades, M.	Instructional Faculty	✓		1.00	56,928
	Perez, M.	Instructional Faculty	✓		1.00	66,000
	Pinzon-Perez, H.	Instructional Faculty	✓		1.00	62,004
	Rahman, M.	Instructional Faculty	✓		1.00	57,000
	Sowby, S.	Department Chair		✓	0.52	53,334
	Sowby, S.	Instructional Faculty		✓	0.48	50,118
	Tennant, C.	Instructional Faculty	✓		1.00	80,892
	Waite, M.	Instructional Faculty	✓		1.00	80,580
					Total Faculty	13.00
						\$ 986,568
STAFF						
	McIntosh, J.	Administrative Support Assistant		✓	1.00	\$ 27,840
	Smith, C.	Administrative Support Coordinator		✓	1.00	44,220
					Total Staff	2.00
						\$ 72,060
TOTAL DEPARTMENT OF HEALTH SCIENCE					15.00	\$ 1,058,628

**CALIFORNIA STATE UNIVERSITY, FRESNO  
SALARIES AS OF NOVEMBER, 2006**

ACADEMIC AFFAIRS						
DEPT	NAME	CLASS	AY	12 Mo.	TIMEBASE	ANNUAL SALARY
COLLEGE OF HEALTH AND HUMAN SERVICES						
DEPARTMENT OF KINESIOLOGY						
FACULTY						
	Aldrich, K.	Instructional Faculty	✓		1.00	\$ 74,208
	Anderson, T.	Department Chair		✓	0.75	78,936
	Anderson, T.	Instructional Faculty		✓	0.25	24,720
	Ballard Jr., D.	Instructional Faculty (FERP Fall 2006)	✓		0.50	41,166
	Chadwick, V.	Instructional Faculty (FERP Spring 2007)	✓		0.50	41,496
	Coles, M.	Instructional Faculty	✓		1.00	62,616
	Gilbert, J.	Instructional Faculty	✓		1.00	58,008
	Gilbert, W.	Instructional Faculty	✓		1.00	59,412
	Greer, F.	Instructional Faculty	✓		1.00	58,380
	Jackson, C.	Instructional Faculty	✓		1.00	89,304
	Lewis, D.	Instructional Faculty	✓		1.00	55,008
	Minnear, T.	Instructional Faculty	✓		1.00	59,628
	Morales, J.	Instructional Faculty	✓		1.00	73,788
	Pettott, R.	Instructional Faculty	✓		1.00	56,928
	Sailor, S.	Instructional Faculty	✓		1.00	58,008
Total Faculty					13.00	\$ 891,606
STAFF						
	Gee, C.	Administrative Support Assistant		✓	1.00	\$ 27,840
	Teniente, R.	Administrative Support Assistant		✓	1.00	26,112
	Ceniceros, C.	Instructional Support Tech I			1.00	31,872
	Rangel, I.	Administrative Support Assistant		✓	1.00	31,872
	Russell, D.	Administrative Support Coordinator		✓	1.00	34,116
Total Staff					5.00	\$ 151,812
TOTAL DEPARTMENT OF KINESIOLOGY					18.00	\$ 1,043,418
DEPARTMENT OF NURSING						
FACULTY						
	Barakzai, M.	Instructional Faculty	✓		1.00	\$ 72,216
	Griffin, F.	Instructional Faculty	✓		1.00	81,204
	Ivan, M.	Instructional Faculty	✓		1.00	82,896
	Mathai, M.	Instructional Faculty	✓		1.00	85,488
	Miller, S.	Instructional Faculty	✓		1.00	64,020
	Mountcastle, K.	Instructional Faculty	✓		1.00	61,476
	Nuttall, P.	Instructional Faculty (FERP AY 2006-2007)	✓		0.50	41,820
	Ortiz, C.	Instructional Faculty	✓		1.00	58,008
	Oxley, G.	Instructional Faculty (FERP AY 2006-2007)	✓		0.50	41,406
	Russler, M.	Department Chair		✓	0.75	79,590
	Russler, M.	Instructional Faculty		✓	0.25	24,930
	Spencer, J.	Instructional Faculty	✓		1.00	58,008
Total Faculty					10.00	\$ 751,062
STAFF						
	Rayner, C.	Administrative Support Coordinator		✓	1.00	\$ 35,136
Total Staff					1.00	\$ 35,136
TOTAL DEPARTMENT OF NURSING					11.00	\$ 786,198
DEPARTMENT OF PHYSICAL THERAPY PROGRAM						
FACULTY						
	Burke-Doe, A.	Instructional Faculty	✓		1.00	\$ 58,008
	Laslovich, J.	Instructional Faculty	✓		1.00	75,576
	Lentell, G.	Instructional Faculty	✓		1.00	84,492
	Martin, R.	Instructional Faculty	✓		1.00	82,944
	Miller, M.	Instructional Faculty	✓		1.00	66,324
	Trueblood, P.	Department Chair		✓	0.52	51,996
	Trueblood, P.	Instructional Faculty		✓	0.48	48,810
	Tyner, T.	Instructional Faculty	✓		1.00	60,000
Total Faculty					7.00	\$ 528,150
STAFF						
	Murray, O.	Administrative Support Coordinator		✓	1.00	\$ 38,328
	Vang, P.	Administrative Support Assistant		✓	1.00	29,214
Total Staff					2.00	\$ 67,542
TOTAL DEPARTMENT OF PHYSICAL THERAPY PROGRAM					9.00	\$ 595,692

**CALIFORNIA STATE UNIVERSITY, FRESNO**  
**SALARIES AS OF NOVEMBER, 2006**

ACADEMIC AFFAIRS						
DEPT	NAME	CLASS	AY	12 Mo.	TIMEBASE	ANNUAL SALARY
COLLEGE OF HEALTH AND HUMAN SERVICES						
DEPARTMENT OF RECREATION ADMIN & LEISURE STUDIES						
FACULTY						
Crossley, J.	Department Chair		✓		0.52	\$ 39,006
Crossley, J.	Instructional Faculty		✓		0.48	42,702
Fine, L.	Instructional Faculty		✓		1.00	79,716
Hironaka, J.	Instructional Faculty		✓		1.00	66,000
Mahoney, M.	Instructional Faculty		✓		1.00	63,000
Nisbett, N.	Instructional Faculty		✓		1.00	58,008
Total Faculty					5.00	\$ 348,432
STAFF						
Jackson, J.	Administrative Support Coordinator			✓	1.00	\$ 38,172
Total Staff					1.00	\$ 38,172
TOTAL DEPT OF RECREATION ADMIN & LEISURE STUDIES					6.00	\$ 386,604
DEPARTMENT OF SOCIAL WORK EDUCATION						
FACULTY						
Aldredge, J.	Instructional Faculty (FERP AY 2006-2007)		✓		0.50	\$ 44,778
Franz, J.	Instructional Faculty		✓		1.00	89,076
Garcia, B.	Instructional Faculty		✓		1.00	81,984
Hanna, M.	Instructional Faculty		✓		1.00	84,288
Hardina, D.	Instructional Faculty		✓		1.00	85,848
Harris, D.	Instructional Faculty		✓		1.00	62,004
Hernandez, V.	Instructional Faculty		✓		1.00	59,232
Jacobsson, L.	Instructional Faculty		✓		1.00	84,444
Lowe, M.	Instructional Faculty			✓	1.00	69,504
Middleton, E.	Department Chair			✓	0.75	81,315
Middleton, E.	Instructional Faculty			✓	0.25	25,173
Petrovich, A.	Instructional Faculty		✓		1.00	56,928
Pewewardy, N.	Instructional Faculty		✓		1.00	55,896
Salsgiver, R.	Instructional Faculty		✓		1.00	84,468
Simpson, R.	Instructional Faculty		✓		1.00	56,928
Yamaguchi, J.	Instructional Faculty		✓		1.00	64,295
Total Faculty					14.50	\$ 1,086,161
STAFF						
Castenon, M.	Administrative Support Assistant			✓	1.00	\$ 27,840
Dupras, C.	Administrative Support Coordinator			✓	1.00	44,436
Grobes, L.	Administrative Support Assistant			✓	1.00	36,192
Total Staff					3.00	\$ 108,468
TOTAL DEPARTMENT OF SOCIAL WORK EDUCATION					17.50	\$ 1,194,629
TOTAL COLLEGE OF HEALTH AND HUMAN SERVICES					98.00	\$ 6,414,101



**CALIFORNIA STATE UNIVERSITY, FRESNO**  
**SALARIES AS OF NOVEMBER, 2006**

ACADEMIC AFFAIRS						
DEPT	NAME	CLASS	AY	12 Mo.	TIMEBASE	ANNUAL SALARY
COLLEGE OF SCIENCE AND MATHEMATICS						
OFFICE OF THE DEAN						
MANAGEMENT						
	Carey, K.	Administrator III			0.75	\$ 85,527
	Wong, K.	Administrator IV			1.00	150,636
Total Management					1.75	\$ 236,163
STAFF						
	Beddingfield, T.	Administrative Analyst Specialist		✓	1.00	\$ 55,512
	El-Bendary, R.	Administrative Analyst Specialist		✓	1.00	39,036
	Jones, K.	Instructional Support Technician III			1.00	45,948
	Lee, K.	Information Technology Consultant		✓	1.00	47,952
	Lopez, A.	Administrative Support Assistant		✓	1.00	30,864
	McMurtry, J.	Instructional Support Technician II			1.00	51,204
	Mo, B.	Information Technology Consultant		✓	1.00	60,948
	Thibodeaux, C.	Administrative Analyst Specialist		✓	1.00	57,756
Total Staff					8.00	\$ 389,220
TOTAL OFFICE OF THE DEAN					9.75	\$ 625,383
DEPARTMENT OF COMPUTER SCIENCE						
FACULTY						
	Auernheimer, B.	Instructional Faculty	✓		1.00	\$ 103,200
	Hatfield, B.	Instructional Faculty	✓		1.00	62,004
	Jin, L.	Instructional Faculty	✓		1.00	90,588
	Li, M.	Instructional Faculty	✓		1.00	56,004
	Read, W.	Department Chair	✓		0.52	49,404
	Read, W.	Instructional Faculty	✓		0.48	45,252
	Seki, S.	Instructional Faculty	✓		1.00	90,216
	Wei, G.	Instructional Faculty (FERP Spring 2007)	✓		0.50	45,354
	Wilson, J.	Instructional Faculty	✓		1.00	79,716
	Yeung, H.	Instructional Faculty (FERP Fall 2006)	✓		0.50	47,850
Total Faculty					8.00	\$ 669,588
STAFF						
	Zuniga, G.	Administrative Support Coordinator		✓	1.00	\$ 44,280
Total Staff					1.00	\$ 44,280
TOTAL DEPARTMENT OF COMPUTER SCIENCE					9.00	\$ 713,868
DEPARTMENT OF BIOLOGY						
FACULTY						
	Abhold, R.	Instructional Faculty	✓		1.00	\$ 80,832
	Bush, J.	Instructional Faculty	✓		1.00	51,000
	Andrews, D.	Instructional Faculty	✓		1.00	85,464
	Blumenshine, S.	Instructional Faculty	✓		1.00	62,004
	Calliet, G.	Instructional Faculty	✓		1.00	87,948
	Calderon-Urrea, A.	Instructional Faculty	✓		1.00	67,176
	Constable, J.	Instructional Faculty	✓		1.00	53,124
	Crosbie, P.	Instructional Faculty	✓		1.00	57,600
	Earley, R.	Instructional Faculty	✓		1.00	51,000
	Katti, M.	Instructional Faculty	✓		1.00	51,756
	Kern, R.	Instructional Faculty	✓		1.00	62,004
	Kovacs, S.	Department Chair	✓		0.76	72,456
	Kovacs, S.	Instructional Faculty	✓		0.24	22,104
	Mallory, T.	Instructional Faculty (FERP Spring 2007)	✓		0.50	42,264
	Prince, J.	Instructional Faculty	✓		1.00	80,004
	Rawat, M.	Instructional Faculty	✓		1.00	53,124
	Riley, L.	Instructional Faculty	✓		1.00	51,852
	Schreiber, F.	Instructional Faculty	✓		1.00	88,956
	Tsukimura, B.	Instructional Faculty	✓		1.00	77,376
	Wright, A.	Instructional Faculty	✓		1.00	62,004
	Yousef, L.	Instructional Faculty (FERP AY 2006-2007)	✓		0.50	41,442
	Zechman, F.	Instructional Faculty	✓		1.00	63,720
Total Faculty					20.00	\$ 1,365,210
STAFF						
	Kronberg, C.	Instructional Support Technician III			1.00	\$ 61,500
	Kuykendall, N.	Instructional Support Technician III			1.00	61,260
	Parent, W.	Equipment Technician III - Specialized Equipment			1.00	53,328
	Simms, K.	Administrative Support Assistant		✓	1.00	37,668
	Walmsley, V.	Administrative Support Coordinator		✓	1.00	47,508
Total Staff					5.00	\$ 261,264
TOTAL DEPARTMENT OF BIOLOGY					25.00	\$ 1,626,474

**CALIFORNIA STATE UNIVERSITY, FRESNO**  
**SALARIES AS OF NOVEMBER, 2006**

ACADEMIC AFFAIRS						
DEPT	NAME	CLASS	AY	12 Mo.	TIMEBASE	ANNUAL SALARY
<b>COLLEGE OF SCIENCE AND MATHEMATICS</b>						
<b>DEPARTMENT OF CHEMISTRY</b>						
<b>FACULTY</b>						
	Attar, S.	Instructional Faculty	✓		1.00	\$ 57,624
	Frank, D.	Department Chair	✓		0.76	73,224
	Frank, D.	Instructional Faculty	✓		0.24	22,512
	Gandler, J.	Instructional Faculty	✓		1.00	86,448
	Golden, M.	Instructional Faculty	✓		1.00	53,004
	Gump, B.	Instructional Faculty (FERP Fall 2006)	✓		0.50	43,008
	Hasson, A.	Instructional Faculty	✓		1.00	54,924
	Krishnan, V.	Instructional Faculty	✓		1.00	64,008
	Marhenke, R.	Instructional Faculty (FERP AY 2006-2007)	✓		0.50	42,840
	Mayer, B.	Instructional Faculty	✓		1.00	82,308
	Miller, K.	Instructional Faculty	✓		1.00	57,504
	Ng, K.	Instructional Faculty	✓		1.00	85,020
	Ono, H.	Instructional Faculty	✓		1.00	83,952
	Person, E.	Instructional Faculty	✓		1.00	56,928
	Rodemeyer, S.	Instructional Faculty (FERP AY 2006-2007)	✓		0.50	45,828
	Sy, J.	Instructional Faculty	✓		1.00	84,408
	Zellmer, D.	Instructional Faculty (FERP Spring 2007)	✓		0.50	43,110
<b>Total Faculty</b>					14.00	\$ 1,036,650
<b>STAFF</b>						
	Hinojosa, R.	Administrative Support Coordinator		✓	1.00	\$ 45,012
	Kliwer, D.	Equipment Technician III, Electronic			1.00	49,944
	Preston, A.	Instructional Support Technician II			1.00	51,684
	Quintero, J.	Administrative Support Assistant		✓	1.00	32,076
	Rostam, A.	Instructional Support Technician II			1.00	58,572
<b>Total Staff</b>					5.00	\$ 237,288
<b>TOTAL DEPARTMENT OF CHEMISTRY</b>					<b>19.00</b>	<b>\$ 1,273,938</b>
<b>DEPARTMENT OF EARTH &amp; ENVIRONMENTAL SCIENCES</b>						
<b>FACULTY</b>						
	Harmsen, F.	Department Chair	✓		0.52	\$ 47,844
	Harmsen, F.	Instructional Faculty	✓		0.48	43,788
	Lewis, S.	Instructional Faculty	✓		1.00	65,364
	Putirka, K.	Instructional Faculty	✓		1.00	57,900
	Suen, C.	Instructional Faculty	✓		1.00	87,060
	Wakabayashi, J.	Instructional Faculty	✓		1.00	56,928
	Wang, Z.	Instructional Faculty	✓		1.00	52,008
<b>Total Faculty</b>					6.00	\$ 410,892
<b>STAFF</b>						
	Balli, E.	Administrative Support Coordinator		✓	1.00	\$ 43,320
	Kunze, A.	Instructional Support Technician II			1.00	46,164
<b>Total Staff</b>					2.00	\$ 89,484
<b>TOTAL DEPARTMENT OF EARTH &amp; ENVIRONMENTAL SCIENCES</b>					<b>8.00</b>	<b>\$ 500,376</b>
<b>DEPARTMENT OF MATHEMATICS</b>						
<b>FACULTY</b>						
	Armarasinghe, R.	Instructional Faculty	✓		1.00	\$ 62,004
	Arnold, R.	Instructional Faculty (FERP Spring 2007)	✓		0.50	45,240
	Cusick, L.	Instructional Faculty	✓		1.00	90,012
	Delcroiz, S.	Instructional Faculty	✓		1.00	57,000
	DeLeon, D.	Instructional Faculty	✓		1.00	52,008
	Duncan, D.	Grnt Related Spc Fnd Inst Fac	✓		1.00	95,628
	Fisher, M.	Instructional Faculty	✓		1.00	55,008
	Franco, E.	Instructional Faculty	✓		1.00	82,260
	Helmers, M.	Instructional Faculty (FERP Fall 2006)	✓		0.50	41,472
	Kelm, K.	Instructional Faculty	✓		1.00	53,004
	Nogin, M.	Instructional Faculty	✓		1.00	45,156
	Nur, H.	Instructional Faculty (FERP Fall 2005)	✓		0.50	42,468
	Sun, H.	Instructional Faculty (FERP Spring 2007)	✓		0.50	42,282
	Tannenbaum, P.	Department Chair	✓		0.76	70,650
	Tannenbaum, P.	Instructional Faculty	✓		0.24	21,654
	Tuska, A.	Instructional Faculty	✓		1.00	83,304
	Woo, N.	Instructional Faculty (FERP Spring 2007)	✓		0.50	41,082
	Wu, K.	Instructional Faculty	✓		1.00	62,004
<b>Total Faculty</b>					14.50	\$ 1,042,236
<b>STAFF</b>						
	Boyd, S.	Administrative Support Assistant		✓	1.00	\$ 29,400
	Douglas, C.	Administrative Support Coordinator		✓	1.00	35,316
<b>Total Staff</b>					2.00	\$ 64,716
<b>TOTAL DEPARTMENT OF MATHEMATICS</b>					<b>16.50</b>	<b>\$ 1,106,952</b>

**CALIFORNIA STATE UNIVERSITY, FRESNO**  
**SALARIES AS OF NOVEMBER, 2006**

ACADEMIC AFFAIRS						
DEPT	NAME	CLASS	AY	12 Mo.	TIMEBASE	ANNUAL SALARY
COLLEGE OF SCIENCE AND MATHEMATICS						
DEPARTMENT OF PHYSICS						
FACULTY						
	Bucher, M.	Instructional Faculty	✓		0.50	\$ 42,210
	Hall, R.	Instructional Faculty	✓		1.00	62,004
	Huda, A.	Instructional Faculty	✓		1.00	56,304
	Katkanant, V.	Instructional Faculty	✓		0.50	42,216
	Munoz, G.	Department Chair	✓		0.52	43,164
	Munoz, G.	Instructional Faculty	✓		0.48	39,264
	Ringwald, F.	Instructional Faculty	✓		1.00	54,996
	Singleton, D.	Instructional Faculty	✓		1.00	62,004
	Tenney, C.	Instructional Faculty	✓		1.00	53,004
	White, S.	Instructional Faculty	✓		1.00	73,440
	Zhang, D.	Instructional Faculty	✓		1.00	53,004
Total Faculty					9.00	\$ 581,610
STAFF						
	Beckman, J.	Equipment Technician III, Electro-Mechanical			1.00	\$ 57,216
	Harrison, K.	Instructional Support Technician III			1.00	46,872
	Key, R.	Instructional Support Technician II			1.00	52,992
	Wright, N.	Administrative Support Coordinator		✓	1.00	38,004
Total Staff					4.00	\$ 195,084
TOTAL DEPARTMENT OF PHYSICS					13.00	\$ 776,694
DEPARTMENT OF PSYCHOLOGY						
FACULTY						
	Adams, A.	Instructional Faculty	✓		1.00	\$ 49,008
	Austin, J.	Instructional Faculty	✓		1.00	54,864
	Botwin, M.	Instructional Faculty	✓		1.00	76,740
	Carey, K.	Instructional Faculty		✓	0.25	24,384
	Edmondson, C.	Instructional Faculty	✓		1.00	63,888
	Jones, C.	Instructional Faculty	✓		1.00	70,776
	Lachs, L.	Instructional Faculty	✓		1.00	52,008
	Levine, R.	Instructional Faculty	✓		1.00	89,784
	Mortimer, A.	Instructional Faculty	✓		1.00	50,004
	Oswald, K.	Instructional Faculty	✓		1.00	57,960
	Price, P.	Instructional Faculty	✓		1.00	65,868
	Ritter, J.	Instructional Faculty	✓		1.00	79,068
	Rodrigues, A.	Instructional Faculty	✓		1.00	85,632
	Shapiro, M.	Instructional Faculty	✓		1.00	52,008
	Sharps, M.	Instructional Faculty	✓		1.00	85,848
	Thackrey, M.	Instructional Faculty	✓		1.00	82,524
	Wilson, M.	Instructional Faculty	✓		1.00	76,656
	Yockey, R.	Instructional Faculty	✓		1.00	61,008
	Zeletzny, L.	Department Chair	✓		0.77	56,877
	Zeletzny, L.	Instructional Faculty	✓		0.23	17,271
Total Faculty					18.25	\$ 1,252,176
STAFF						
	Oceguera, L.	Administrative Support Assistant		✓	1.00	\$ 27,840
	Osborn, S.	Administrative Support Coordinator		✓	1.00	40,944
	Zastovnik, R.	Information Technology Consultant		✓	1.00	58,164
Total Staff					3.00	\$ 126,948
TOTAL DEPARTMENT OF PSYCHOLOGY					21.25	\$ 1,379,124
TOTAL COLLEGE OF SCIENCE AND MATHEMATICS					121.50	\$ 8,002,809



**CALIFORNIA STATE UNIVERSITY, FRESNO**  
**SALARIES AS OF NOVEMBER, 2006**

**ACADEMIC AFFAIRS**

DEPT	NAME	CLASS	AY	12 Mo.	TIMEBASE	ANNUAL SALARY
------	------	-------	----	--------	----------	---------------

**COLLEGE OF SOCIAL SCIENCES**

**OFFICE OF THE DEAN**

**MANAGEMENT**

Gonzalez, L.	Administrator IV				1.00	\$ 130,536
Somma, M.	Administrator III				0.75	83,340
<b>Total Management</b>					1.75	\$ 213,876

**STAFF**

Amezcuca, T.	Administrative Support Coordinator			✓	1.00	\$ 31,836
Anich, S.	Administrative Analyst/Specialist			✓	1.00	66,912
Larkin, K.	Administrative Support Coordinator			✓	1.00	33,444
Nieto, M.	Administrative Analyst/Specialist			✓	1.00	47,376
Quiroz, E.	Information Technology Consultant			✓	1.00	43,740
<b>Total Staff</b>					5.00	\$ 223,308
<b>TOTAL OFFICE OF THE DEAN</b>					6.75	\$ 437,184

**DEPARTMENT OF ANTHROPOLOGY**

**FACULTY**

Delcore, H.	Instructional Faculty		✓		1.00	\$ 61,008
Dodd, W.	Instructional Faculty		✓		1.00	59,472
Gruenbaum, E.	Instructional Faculty		✓		1.00	93,156
Lajeunesse, R.	Department Chair		✓		0.27	24,144
Lajeunesse, R.	Instructional Faculty		✓		0.73	64,968
Mullooly, J.	Instructional Faculty		✓		1.00	53,004
Ng, F.	Instructional Faculty		✓		1.00	87,756
Pryor, J.	Instructional Faculty		✓		1.00	81,036
<b>Total Faculty</b>					7.00	\$ 524,544

**STAFF**

Lowe, K.	Administrative Support Assistant			10/12	0.50	\$ 14,754
<b>Total Staff</b>					0.50	\$ 14,754
<b>TOTAL DEPARTMENT OF ANTHROPOLOGY</b>					7.50	\$ 539,298

**DEPARTMENT OF CHICANO - LATINO STUDIES**

**FACULTY**

Figuerola, M.	Instructional Faculty		✓		1.00	\$ 82,752
Perez, C.	Department Chair		✓		0.28	18,582
Perez, C.	Instructional Faculty		✓		0.72	47,718
Torres, V.	Instructional Faculty		✓		1.00	65,448
<b>Total Faculty</b>					3.00	\$ 214,500

**STAFF**

Swift, E.	Administrative Support Coordinator			✓	1.00	\$ 40,440
<b>Total Staff</b>					1.00	\$ 40,440
<b>TOTAL DEPARTMENT OF CHICANO - LATINO STUDIES</b>					4.00	\$ 254,940

**DEPARTMENT OF CRIMINOLOGY**

**FACULTY**

Clement, K.	Instructional Faculty		✓		1.00	\$ 52,008
Dull, R.	Instructional Faculty		✓		1.00	83,196
Dussich, J.	Instructional Faculty		✓		1.00	70,380
English, P.	Instructional Faculty		✓		1.00	52,788
Hickey, E.	Instructional Faculty		✓		0.33	27,720
Jackson, J.	Instructional Faculty		✓		1.00	82,764
Kissner, M.	Instructional Faculty		✓		1.00	53,832
Masters, R.	Instructional Faculty		✓		1.00	88,596
Muscat, B.	Instructional Faculty		✓		1.00	54,864
Owen, B.	Instructional Faculty		✓		1.00	83,460
Ryan, K.	Instructional Faculty		✓		1.00	53,004
Schweizer, H.	Instructional Faculty		✓		1.00	65,172
Skrapec, C.	Instructional Faculty		✓		1.00	71,976
Walker, S.	Department Chair		✓		0.50	49,008
Walker, S.	Instructional Faculty		✓		0.50	39,534
Wallace, P.	Instructional Faculty		✓		1.00	87,240
Wint, A.	Instructional Faculty		✓		1.00	81,468
<b>Total Faculty</b>					15.33	\$ 1,097,010

**STAFF**

Karastathas-Morrow, P.	Administrative Support Assistant			✓	0.75	\$ 23,265
Zechman, A.	Administrative Support Coordinator			10/12	1.00	31,236
<b>Total Staff</b>					1.75	\$ 54,501
<b>TOTAL DEPARTMENT OF CRIMINOLOGY</b>					17.08	\$ 1,151,511

**CALIFORNIA STATE UNIVERSITY, FRESNO**  
**SALARIES AS OF NOVEMBER, 2006**

ACADEMIC AFFAIRS						
DEPT	NAME	CLASS	AY	12 Mo.	TIMEBASE	ANNUAL SALARY
COLLEGE OF SOCIAL SCIENCES						
DEPARTMENT OF ECONOMICS						
FACULTY						
	Avalos-Huera, A.	Instructional Faculty	✓		1.00	\$ 53,004
	Birdyshaw, E.	Instructional Faculty	✓		1.00	53,832
	Cypher, J.	Instructional Faculty (FERP Spring 2007)	✓		0.50	44,874
	Fayazmanesh, S.	Instructional Faculty	✓		0.73	49,986
	Fayazmanesh, S.	Department Chair	✓		0.27	19,038
	Leet, D.	Instructional Faculty	✓		1.00	87,864
	Peterson, J.	Instructional Faculty	✓		1.00	59,928
	Tymoigne, E.	Instructional Faculty	✓		1.00	52,008
	Van Vleck, V.	Instructional Faculty	✓		1.00	52,008
Total Faculty					7.50	\$ 472,542
STAFF						
	McCulloch, S.	Administrative Support Coordinator		✓	1.00	\$ 37,308
Total Staff					1.00	\$ 37,308
TOTAL DEPARTMENT OF ECONOMICS					8.50	\$ 509,850
DEPARTMENT OF AFRICANA & AMERICAN INDIAN STD PRG						
FACULTY						
	Mikell, R.	Instructional Faculty (FERP Fall 2006)	✓		0.50	\$ 43,320
	Oheneba-Sakvi, Y.	Instructional Faculty	✓		1.00	74,532
	Simba, M.	Department Chair - AY	✓		0.73	66,447
	Simba, M.	Instructional Faculty	✓		0.27	24,897
	Schettler, M.	Instructional Faculty	✓		1.00	56,172
Total Faculty					3.50	\$ 265,368
TOTAL DEPARTMENT OF AFRICANA & AMERICAN INDIAN STD PRG					3.50	\$ 265,368
DEPARTMENT OF GEOGRAPHY						
FACULTY						
	Calvarese, M.	Instructional Faculty	✓		1.00	\$ 53,004
	Kus, J.	Instructional Faculty (FERP AY 2006-2007)	✓		0.50	47,592
	Leung, C.	Department Chair	✓		0.73	60,813
	Leung, C.	Instructional Faculty	✓		0.27	22,875
	Ogunjemiyo, S.	Instructional Faculty	✓		1.00	53,004
	Yamane, A.	Instructional Faculty	✓		1.00	50,004
Total Faculty					4.50	\$ 287,292
STAFF						
	Jauregui, D.	Administrative Support Coordinator		✓	1.00	\$ 33,876
Total Staff					1.00	\$ 33,876
TOTAL DEPARTMENT OF GEOGRAPHY					5.50	\$ 321,168
DEPARTMENT OF HISTORY						
FACULTY						
	Arvanigian, M.	Instructional Faculty	✓		1.00	\$ 53,004
	Berkey, D.	Instructional Faculty	✓		1.00	51,000
	Cady, D.	Instructional Faculty	✓		1.00	53,004
	Denbeste-Barnett, M.	Department Chair	✓		0.54	32,088
	Denbeste-Barnett, M.	Instructional Faculty	✓		0.46	27,672
	Fields, J.	Instructional Faculty	✓		1.00	61,176
	Hudson, D.	Instructional Faculty (FERP Fall 2006)	✓		0.50	42,018
	Jones, B.	Instructional Faculty	✓		1.00	50,004
	Jordine, M.	Instructional Faculty	✓		1.00	53,004
	Lopez, M.	Instructional Faculty	✓		1.00	53,004
	Luna, J.	Instructional Faculty	✓		1.00	85,308
	Skuban, W.	Instructional Faculty	✓		1.00	59,184
	Smith, E.	Instructional Faculty (FERP Spring 2006)	✓		0.50	44,316
Total Faculty					11.00	\$ 664,782
STAFF						
	Sandoval, S.	Administrative Support Coordinator		✓	1.00	\$ 40,572
	Watson, J.	Administrative Support Assistant		✓	0.50	15,798
Total Staff					1.50	\$ 56,370
TOTAL DEPARTMENT OF HISTORY					12.50	\$ 721,152

CALIFORNIA STATE UNIVERSITY, FRESNO  
SALARIES AS OF NOVEMBER, 2006

ACADEMIC AFFAIRS						
DEPT	NAME	CLASS	AY	12 Mo.	TIMEBASE	ANNUAL SALARY
COLLEGE OF SOCIAL SCIENCES						
DEPARTMENT OF POLITICAL SCIENCE						
<b>FACULTY</b>						
	Abosch, Y.	Instructional Faculty	✓		1.00	\$ 53,004
	Cha, M.	Instructional Faculty (FERP Spring 2007)	✓		0.50	41,286
	Cline, K.	Instructional Faculty	✓		1.00	53,004
	Evans Jr., A.	Instructional Faculty (FERP AY 2006-2007)	✓		0.50	43,116
	HagamanCummings, J.	Instructional Faculty	✓		1.00	53,004
	Hansen, K.	Instructional Faculty	✓		1.00	53,004
	Holyoke, T.	Instructional Faculty	✓		1.00	53,004
	Mardon, R.	Department Chair	✓		0.27	23,907
	Mardon, R.	Instructional Faculty	✓		0.73	64,149
	Ram, M.	Instructional Faculty	✓		1.00	51,000
	Schecter, D.	Instructional Faculty	✓		1.00	53,904
	Somma, M.	Instructional Faculty		✓	0.25	21,633
<b>Total Faculty</b>					9.25	\$ 564,015
<b>STAFF</b>						
	Epperson, V.	Administrative Support Coordinator		✓	1.00	\$ 39,540
	Montanye, E.	Administrative Support Coordinator		✓	1.00	40,584
<b>Total Staff</b>					2.00	\$ 80,124
<b>TOTAL DEPARTMENT OF POLITICAL SCIENCE</b>					<b>11.25</b>	<b>\$ 644,139</b>
DEPARTMENT OF SOCIOLOGY						
<b>FACULTY</b>						
	Fu, X.	Instructional Faculty	✓		1.00	\$ 60,000
	Gonsoulin, M.	Instructional Faculty	✓		1.00	48,648
	Helsel, D.	Instructional Faculty	✓		1.00	61,008
	Jendian, M.	Instructional Faculty	✓		1.00	53,004
	Kubal, T.	Instructional Faculty	✓		1.00	53,004
	Nelson, E.	Instructional Faculty	✓		1.00	83,748
	Palacio, R.	Department Chair	✓		0.28	23,919
	Palacio, R.	Instructional Faculty	✓		0.72	62,829
	Washburne, C.	Instructional Faculty (FERP Fall 2006)	✓		0.50	39,534
<b>Total Faculty</b>					7.50	\$ 485,694
<b>TOTAL DEPARTMENT OF SOCIOLOGY</b>					<b>7.50</b>	<b>\$ 485,694</b>
DEPARTMENT OF WOMEN'S STUDIES PROGRAM						
<b>FACULTY</b>						
	Forbes, K.	Instructional Faculty	✓		1.00	\$ 58,824
	Kensinger, L.	Department Chair	✓		0.28	17,946
	Kensinger, L.	Instructional Faculty	✓		0.72	48,006
	Slagter, J.	Instructional Faculty	✓		1.00	59,388
<b>Total Faculty</b>					3.00	\$ 184,164
<b>TOTAL DEPARTMENT OF WOMEN'S STUDIES PROGRAM</b>					<b>3.00</b>	<b>\$ 184,164</b>
<b>TOTAL COLLEGE OF SOCIAL SCIENCES</b>					<b>87.08</b>	<b>\$ 5,514,468</b>



**CALIFORNIA STATE UNIVERSITY, FRESNO**  
**SALARIES AS OF NOVEMBER, 2006**

ACADEMIC AFFAIRS						
DEPT	NAME	CLASS	AY	12 Mo.	TIMEBASE	ANNUAL SALARY
<b>COLLEGE OF AGRICULTURAL SCIENCES AND TECHNOLOGY</b>						
<b>OFFICE OF THE DEAN</b>						
<b>MANAGEMENT</b>						
	Boyer, C.	Administrator IV			1.00	\$ 147,000
	Fasse, W.	Administrator III			0.75	82,449
<b>Total Management</b>						<b>\$ 229,449</b>
<b>STAFF</b>						
	Bacon, D.	Instructional Support Technician III			1.00	\$ 57,876
	Barnett, P.	Administrative Support Coordinator		✓	1.00	36,108
	Edwards, L.	Information Technology Consultant		✓	1.00	50,388
	Miyasaki, D.	Information Technology Consultant		✓	1.00	69,240
	Olivas, M.	Administrative Support Assistant		✓	1.00	35,508
	Ramos, T.	Administrative Support Coordinator		✓	1.00	40,500
	Simis, C.	Administrative Analyst/Specialist		✓	1.00	71,316
	Upton, M.	Administrative Support Assistant		✓	1.00	29,748
<b>Total Staff</b>						<b>\$ 390,684</b>
<b>TOTAL OFFICE OF THE DEAN</b>						<b>\$ 620,133</b>
<b>DEPARTMENT OF AGRICULTURAL ECONOMICS</b>						
<b>FACULTY</b>						
	Deng, X.	Instructional Faculty	✓		1.00	\$ 58,992
	Mason, H.	Department Chair	✓		0.27	23,673
	Mason, H.	Instructional Faculty	✓		0.73	63,579
	Minami, D.	Instructional Faculty	✓		1.00	82,956
	Shields, J.	Instructional Faculty (FERP AY 2006-2007)	✓		0.50	42,570
	Williams, R.	Instructional Faculty	✓		1.00	64,956
<b>Total Faculty</b>						<b>\$ 336,726</b>
<b>STAFF</b>						
	Fitz Gibbon, C.	Administrative Support Coordinator		✓	1.00	\$ 40,044
<b>Total Staff</b>						<b>\$ 40,044</b>
<b>TOTAL DEPARTMENT OF AGRICULTURAL ECONOMICS</b>						<b>\$ 376,770</b>
<b>DEPARTMENT OF ANIMAL SCIENCES AND AGRICULTURAL EDUCATION</b>						
<b>FACULTY</b>						
	Henson, J.	Instructional Faculty		✓	1.00	\$ 91,380
	Parham, A.	Department Chair		✓	0.26	26,208
	Parham, A.	Instructional Faculty		✓	0.74	72,468
	Perry, R.	Instructional Faculty		✓	1.00	95,076
	Robison, J.	Instructional Faculty		✓	1.00	95,652
	Rocca, S.	Instructional Faculty		✓	1.00	65,760
	Rodiek, A.	Instructional Faculty		✓	1.00	98,208
	Thomas, M.	Instructional Faculty		✓	1.00	98,916
	Vaughn, R.	Instructional Faculty		✓	1.00	96,516
	Williamson, S.	Instructional Faculty		✓	1.00	96,384
<b>Total Faculty</b>						<b>\$ 836,568</b>
<b>STAFF</b>						
	Daily, S.	Administrative Support Coordinator		✓	1.00	\$ 34,656
<b>Total Staff</b>						<b>\$ 34,656</b>
<b>TOTAL DEPARTMENT OF ANIMAL SCIENCES AND AGRICULTURAL EDUCATION</b>						<b>\$ 871,224</b>
<b>DEPARTMENT OF CHILD, FAMILY AND CONSUMER SCIENCES</b>						
<b>FACULTY</b>						
	Berrett, R.	Instructional Faculty (FERP Fall 2006)	✓		0.50	\$ 43,836
	Dilbeck, N.	Instructional Faculty (FERP Fall 2006)	✓		0.50	42,402
	Fasse, W.	Department Chair		✓	0.25	21,219
	Jackson, C.	Instructional Faculty (FERP Spring 2007)	✓		0.50	43,878
	Jones, M.	Instructional Faculty	✓		1.00	63,408
	Ramos, K.	Instructional Faculty	✓		1.00	60,000
	Reid, K.	Instructional Faculty	✓		1.00	64,044
	Seepersad, S.	Instructional Faculty	✓		1.00	55,656
<b>Total Faculty</b>						<b>\$ 394,443</b>
<b>STAFF</b>						
	Rossette, B.	Administrative Support Coordinator		✓	1.00	\$ 35,472
	Wilson, N.	Instructional Support Assistant II			0.50	16,182
<b>Total Staff</b>						<b>\$ 51,654</b>
<b>TOTAL DEPARTMENT OF CHILD, FAMILY AND CONSUMER SCIENCES</b>						<b>\$ 446,097</b>

**CALIFORNIA STATE UNIVERSITY, FRESNO**  
**SALARIES AS OF NOVEMBER, 2006**

ACADEMIC AFFAIRS						
DEPT	NAME	CLASS	AY	12 Mo.	TIMEBASE	ANNUAL SALARY
<b>COLLEGE OF AGRICULTURAL SCIENCES AND TECHNOLOGY</b>						
<b>DEPARTMENT OF FOOD SCIENCE AND NUTRITION</b>						
<b>FACULTY</b>						
	Choudhury, G.	Instructional Faculty		✓	1.00	\$ 89,040
	Dormedy, E.	Instructional Faculty	✓		1.00	61,080
	Ferris, D.	Instructional Faculty	✓		1.00	72,000
	Kim, J.	Instructional Faculty (FERP Fall 2006)	✓		0.50	40,596
	Tenbergen, K.	Instructional Faculty	✓		1.00	75,000
	Witte, S.	Department Chair	✓		0.27	21,672
	Witte, S.	Instructional Faculty	✓		0.73	58,440
<b>Total Faculty</b>					5.50	\$ 417,828
<b>STAFF</b>						
	Takahashi, C.	Administrative Support Coordinator		✓	1.00	\$ 40,572
	Tom, H.	Instructional Support Assistant II			0.50	14,616
<b>Total Staff</b>					1.50	\$ 55,188
<b>TOTAL DEPARTMENT OF FOOD SCIENCE AND NUTRITION</b>					<b>7.00</b>	<b>\$ 473,016</b>
<b>DEPARTMENT OF INDUSTRIAL TECHNOLOGY</b>						
<b>FACULTY</b>						
	Au, T.	Instructional Faculty	✓		1.00	\$ 87,348
	Sethuramasamyraja, B.	Instructional Faculty	✓		1.00	62,508
	Yen, M.	Department Chair	✓		0.27	24,093
	Yen, M.	Instructional Faculty	✓		0.73	64,863
<b>Total Faculty</b>					3.00	\$ 238,812
<b>STAFF</b>						
	Broderick, M.	Administrative Support Coordinator		✓	1.00	\$ 33,444
<b>Total Staff</b>					1.00	\$ 33,444
<b>TOTAL DEPARTMENT OF INDUSTRIAL TECHNOLOGY</b>					<b>4.00</b>	<b>\$ 272,256</b>
<b>DEPARTMENT OF PLANT SCIENCE</b>						
<b>FACULTY</b>						
	Alexandrou, A.	Instructional Faculty	✓		1.00	\$ 59,508
	Benes, S.	Instructional Faculty	✓		1.00	69,000
	Bushoven, J.	Instructional Faculty	✓		1.00	58,992
	Einhorn, T.	Instructional Faculty	✓		1.00	50,100
	Farrar, J.	Department Chair		✓	0.26	19,992
	Farrar, J.	Instructional Faculty		✓	0.74	54,648
	Goorahoo, T.	Instructional Faculty	✓		1.00	56,016
	Krauter, C.	Instructional Faculty		✓	1.00	94,692
	Lawson, A.	Instructional Faculty	✓		1.00	57,432
	Ramsdale, B.	Instructional Faculty	✓		1.00	60,000
	Roberts, B.	Instructional Faculty		✓	1.00	87,876
<b>Total Faculty</b>					10.00	\$ 668,256
<b>STAFF</b>						
	Miyasaki, M.	Administrative Support Coordinator		✓	1.00	\$ 34,296
<b>Total Staff</b>					1.00	\$ 34,296
<b>TOTAL DEPARTMENT OF PLANT SCIENCE</b>					<b>11.00</b>	<b>\$ 702,552</b>
<b>VITICULTURE &amp; ENOLOGY</b>						
<b>FACULTY</b>						
	Badr, S.	Instructional Faculty (FERP Fall 2006)	✓		0.50	\$ 43,632
	Fugelsang, K.	Instructional Faculty		✓	1.00	86,688
	Gu, S.	Instructional Faculty		✓	1.00	73,476
	Thornton, R.	Instructional Faculty	✓		1.00	79,068
	Wample, R.	Department Chair		✓	0.26	35,685
	Wample, R.	Instructional Faculty		✓	0.74	99,675
<b>Total Faculty</b>					4.50	\$ 418,224
<b>STAFF</b>						
	Chrisman, H.	Administrative Support Coordinator		✓	1.00	\$ 41,004
<b>Total Staff</b>					1.00	\$ 41,004
<b>TOTAL VITICULTURE &amp; ENOLOGY</b>					<b>5.50</b>	<b>\$ 459,228</b>
<b>TOTAL COLLEGE OF AGRICULTURAL SCIENCES AND TECHNOLOGY</b>					<b>60.00</b>	<b>\$ 4,221,276</b>

**CALIFORNIA STATE UNIVERSITY, FRESNO**  
**SALARIES AS OF NOVEMBER, 2006**

ACADEMIC AFFAIRS						
DEPT	NAME	CLASS	AY	12 Mo.	TIMEBASE	ANNUAL SALARY
COLLEGE OF ARTS AND HUMANITIES						
OFFICE OF THE DEAN						
MANAGEMENT						
	Diaz, J.	Administrator III			1.00	\$ 111,984
	Samian, V.	Administrator IV			1.00	137,556
Total Management						\$ 249,540
STAFF						
	Bartsch, R.	Instructional Support Assistant II			1.00	\$ 31,776
	Chase, R.	Equipment Systems Specialist		✓	1.00	46,320
	Dennis, L.	Administrative Support Assistant		✓	0.75	26,487
	Freeman, G.	Administrative Analyst/Specialist		✓	1.00	43,812
	Gaines, D.	Information Technology Consultant		✓	1.00	68,160
	Millar, C.	Administrative Analyst/Specialist		✓	1.00	68,976
	Solorzano, V.	Administrative Support Assistant		✓	1.00	31,200
	Yunoue, M.	Administrative Support Coordinator		✓	0.50	16,380
Total Staff						\$ 333,111
TOTAL OFFICE OF THE DEAN						\$ 582,651
ARMENIAN STUDIES PROGRAM						
FACULTY						
	Kouyoumjian, D.	Instructional Faculty (FERP Spring 2006)		✓	0.50	\$ 42,468
Total Faculty						\$ 42,468
TOTAL ARMENIAN STUDIES PROGRAM						\$ 42,468
DEPARTMENT OF ART & DESIGN						
FACULTY						
	Anderson, L.	Instructional Faculty		✓	1.00	\$ 82,968
	Brian, N.	Instructional Faculty		✓	1.00	86,592
	Durette, P.	Instructional Faculty		✓	1.00	50,004
	El Kharbawy, A.	Instructional Faculty		✓	1.00	62,004
	Fleming, P.	Instructional Faculty		✓	1.00	77,388
	Gillum, E.	Instructional Faculty		✓	1.00	67,452
	Hansen, D.	Instructional Faculty		✓	1.00	53,004
	Hennings, P.	Instructional Faculty (FERP Spring 2007)		✓	0.50	43,344
	Krejcar, S.	Instructional Faculty		✓	1.00	54,000
	McQuone, R.	Department Chair		✓	0.52	37,452
	McQuone, R.	Instructional Faculty		✓	0.48	33,612
	Meyer, L.	Instructional Faculty		✓	1.00	52,008
	Mjurka, U.	Instructional Faculty		✓	1.00	49,008
	Nadaner, D.	Instructional Faculty		✓	1.00	87,528
	Potter, N.	Instructional Faculty		✓	1.00	54,000
	Reichert, R.	Instructional Faculty (FERP Spring 2007)		✓	0.50	43,986
	Ryan, S.	Instructional Faculty		✓	1.00	61,896
	Shields, C.	Instructional Faculty		✓	1.00	77,376
	Strumwasser, G.	Instructional Faculty		✓	1.00	88,416
	Valencia, M.	Instructional Faculty		✓	1.00	53,004
Total Faculty						\$ 1,215,042
STAFF						
	Smith, J.	Instructional Support Technician I			0.50	\$ 19,374
	Vail, L.	Administrative Support Coordinator		✓	1.00	43,224
Total Staff						\$ 62,598
TOTAL DEPARTMENT OF ART & DESIGN						\$ 1,277,640



**CALIFORNIA STATE UNIVERSITY, FRESNO**  
**SALARIES AS OF NOVEMBER, 2006**

ACADEMIC AFFAIRS						
DEPT	NAME	CLASS	AY	12 Mo.	TIMEBASE	ANNUAL SALARY
COLLEGE OF ARTS AND HUMANITIES						
DEPARTMENT OF COMMUNICATION						
<b>FACULTY</b>						
	Adams, K.	Department Chair	✓		0.52	46,356
	Adams, K.	Instructional Faculty	✓		0.48	42,396
	Ayotte, K.	Instructional Faculty	✓		1.00	52,008
	Blair, D.	Instructional Faculty	✓		1.00	58,992
	Cagle, J.	Instructional Faculty (FERP AY 2006-2007)	✓		0.50	43,056
	Conlee, C.	Instructional Faculty (FERP AY 2006-2007)	✓		1.00	41,634
	Fowler, C.	Instructional Faculty	✓		1.00	50,004
	Fraleigh, D.	Instructional Faculty	✓		1.00	81,660
	Moore, S.	Instructional Faculty	✓		1.00	65,808
	Moreman, S.	Instructional Faculty	✓		1.00	51,000
	Powell, R.	Instructional Faculty	✓		1.00	86,220
	Rand, E.	Instructional Faculty	✓		1.00	49,008
	Sharma, D.	Instructional Faculty	✓		1.00	48,000
	Tannenbaum, S.	Instructional Faculty	✓		1.00	53,604
	Ullmann, W.	Instructional Faculty (FERP AY 2006-2007)	✓		0.50	41,550
	<b>Total Faculty</b>					13.00
						\$ 811,296
<b>STAFF</b>						
	Nagel, K.	Administrative Support Coordinator		✓	1.00	\$ 41,208
	<b>Total Staff</b>					1.00
						\$ 41,208
	<b>TOTAL DEPARTMENT OF COMMUNICATION</b>					14.00
						\$ 852,504
DEPARTMENT OF ENGLISH						
<b>FACULTY</b>						
	Adisasmito-Smith, S.	Instructional Faculty	✓		1.00	\$ 53,004
	Alexander, L.	Instructional Faculty	✓		1.00	84,012
	Bernthal, C.	Instructional Faculty	✓		1.00	85,248
	Beynon, J.	Instructional Faculty	✓		1.00	54,000
	Caughlan, S.	Instructional Faculty	✓		1.00	51,000
	Chua, C.	Instructional Faculty (FERP Fall 2006)	✓		0.50	42,714
	Church, S.	Instructional Faculty	✓		1.00	51,000
	Crisco, V.	Instructional Faculty	✓		1.00	50,004
	Faderman, L.	Instructional Faculty (FERP Spring 2007)	✓		0.50	48,522
	Gilewicz, M.	Instructional Faculty	✓		1.00	77,304
	Godfrey, K.	Instructional Faculty	✓		1.00	61,008
	Hales, C.	Instructional Faculty	✓		1.00	83,844
	Hales, J.	Instructional Faculty	✓		1.00	84,240
	Hansen, R.	Instructional Faculty	✓		1.00	70,200
	Hendrix, L.	Instructional Faculty	✓		1.00	81,372
	Henson, C.	Instructional Faculty	✓		1.00	83,484
	Jenkins, R.	Instructional Faculty	✓		1.00	82,992
	Johnson, J.	Instructional Faculty	✓		1.00	75,240
	Rosenthal, J.	Instructional Faculty (FERP Spring 2007)	✓		0.50	42,132
	Sanchez, R.	Instructional Faculty	✓		1.00	71,976
	Skeen, T.	Instructional Faculty	✓		1.00	54,336
	Tate, M.	Instructional Faculty (FERP Spring 2007)	✓		0.50	40,770
	Wall, C.	Instructional Faculty	✓		1.00	76,668
	Walton, J.	Department Chair	✓		0.77	72,576
	Walton, J.	Instructional Faculty	✓		0.23	22,140
	Wang, B.	Instructional Faculty	✓		1.00	50,004
	Wein, T.	Instructional Faculty	✓		1.00	53,412
	Weston, L.	Instructional Faculty	✓		1.00	82,956
	Yarbrough, J.	Instructional Faculty	✓		1.00	86,256
	<b>Total Faculty</b>					26.00
						\$ 1,872,414
<b>STAFF</b>						
	Gribben, L.	Administrative Support Coordinator		✓	1.00	\$ 34,848
	Leonard, C.	Administrative Support Assistant		✓	1.00	24,444
	Tallman, E.	Administrative Support Assistant		✓	0.50	13,920
	Williams, K.	Administrative Support Assistant		✓	1.00	28,392
	<b>Total Staff</b>					3.50
						\$ 101,604
	<b>TOTAL DEPARTMENT OF ENGLISH</b>					29.50
						\$ 1,974,018

CALIFORNIA STATE UNIVERSITY, FRESNO  
SALARIES AS OF NOVEMBER, 2006

**ACADEMIC AFFAIRS**

DEPT	NAME	CLASS	AY	12 Mo.	TIMEBASE	ANNUAL SALARY
------	------	-------	----	--------	----------	---------------

**COLLEGE OF ARTS AND HUMANITIES**

**DEPARTMENT OF FOREIGN LANGUAGE**

**FACULTY**

Amaral, J.	Instructional Faculty	✓		1.00	\$ 83,676
Avila, D.	Instructional Faculty	✓		1.00	50,004
Bergman, T.	Instructional Faculty	✓		1.00	52,008
Chapman, H.	Instructional Faculty	✓		1.00	53,412
Doub, Y.	Instructional Faculty	✓		1.00	50,004
Engle, D.	Department Chair	✓		0.52	45,354
Engle, D.	Instructional Faculty	✓		0.48	41,034
Jimenez-Sandoval, S.	Instructional Faculty	✓		1.00	53,748
Kuhn, R.	Instructional Faculty	✓		1.00	84,492
Medina-Sancho, G.	Instructional Faculty	✓		1.00	51,000
Ross, D.	Instructional Faculty (FERP AY 2006-07)	✓		0.50	40,938
Thornton, B.	Instructional Faculty	✓		1.00	87,756
Zaragoza, C.	Instructional Faculty	✓		1.00	82,572
				<b>Total Faculty</b>	<b>11.50</b>
					<b>\$ 775,998</b>

**STAFF**

Lewis, D.	Administrative Support Coordinator		✓	1.00	\$ 40,116
Streach, K.	Administrative Support Assistant		✓	1.00	23,676
				<b>Total Staff</b>	<b>2.00</b>
					<b>\$ 63,792</b>
				<b>TOTAL DEPARTMENT OF FOREIGN LANGUAGE</b>	<b>13.50</b>
					<b>\$ 839,790</b>

**DEPARTMENT OF LINGUISTICS**

**FACULTY**

Agbayani, B.	Instructional Faculty	✓		1.00	\$ 52,344
Birch, B.	Instructional Faculty	✓		1.00	80,280
Fulop, S.	Instructional Faculty	✓		1.00	52,008
Golston, C.	Instructional Faculty	✓		1.00	76,080
Lee, S.	Instructional Faculty	✓		1.00	49,008
Lewis, W.	Instructional Faculty	✓		1.00	49,692
Lipp, E.	Department Chair	✓		0.53	46,068
Lipp, E.	Instructional Faculty	✓		0.47	41,652
McMenamin, G.	Instructional Faculty (FERP Fall 2006)	✓		0.50	42,006
Okamoto, S.	Instructional Faculty	✓		1.00	82,224
Thonus, T.	Instructional Faculty	✓		1.00	57,960
Wang, X.	Instructional Faculty	✓		1.00	52,008
				<b>Total Faculty</b>	<b>10.50</b>
					<b>\$ 681,330</b>

**STAFF**

Bissett, D.	Administrative Support Coordinator		✓	1.00	\$ 36,528
Guthrie, T.	Administrative Support Coordinator		10/12	1.00	25,368
				<b>Total Staff</b>	<b>2.00</b>
					<b>\$ 61,896</b>
				<b>TOTAL DEPARTMENT OF LINGUISTICS</b>	<b>12.50</b>
					<b>\$ 743,226</b>

**CALIFORNIA STATE UNIVERSITY, FRESNO**  
**SALARIES AS OF NOVEMBER, 2006**

ACADEMIC AFFAIRS						
DEPT	NAME	CLASS	AY	12 Mo.	TIMEBASE	ANNUAL SALARY
COLLEGE OF ARTS AND HUMANITIES						
DEPARTMENT OF MASS COMMUNICATION AND JOURNALISM						
FACULTY						
	Asahina, R.	Department Chair	✓		0.52	\$ 47,586
	Asahina, R.	Instructional Faculty	✓		0.48	43,566
	Atwood, R.	Instructional Faculty	✓		1.00	86,976
	Egan, C.	Instructional Faculty	✓		1.00	54,336
	Hays, E.	Instructional Faculty	✓		1.00	48,588
	Lewis, D.	Instructional Faculty	✓		1.00	85,752
	Miller, T.	Grant Related Instructional Faculty	✓		1.00	87,984
	Pierce, T.	Instructional Faculty	✓		1.00	52,008
	Priest, D.	Instructional Faculty	✓		1.00	72,096
	Rice, G.	Instructional Faculty	✓		1.00	54,000
	Tucker, J.	Instructional Faculty (FERP Fall 2004)	✓		0.50	96,852
	Wilson, J.	Instructional Faculty	✓		1.00	80,232
Total Faculty					10.50	\$ 809,976
STAFF						
	Anshutz, S.	Administrative Support Coordinator		✓	1.00	37,716
	Gamez, D.	Administrative Support Assistant		✓	1.00	31,128
	Rodriguez, R.	Desktop Pub/Graph Spec		✓	0.50	15,282
	Sellers-Erleben, V.	Administrative Analyst/Specialist		✓	1.00	42,744
Total Staff					3.50	\$ 126,870
TOTAL DEPARTMENT OF MASS COMMUNICATION AND JOURNALISM					14.00	\$ 936,846
DEPARTMENT OF MUSIC						
FACULTY						
	Beaman, M.	Instructional Faculty	✓		1.00	\$ 85,464
	Boone, B.	Instructional Faculty	✓		1.00	58,992
	Caldwell, M.	Instructional Faculty	✓		1.00	53,004
	Darling, M.	Instructional Faculty	✓		1.00	65,256
	Froelich, K.	Instructional Faculty	✓		1.00	50,004
	Gilroy, G.	Instructional Faculty	✓		1.00	90,000
	Hamre, A.	Instructional Faculty	✓		1.00	63,588
	Henriques, D.	Instructional Faculty	✓		1.00	49,560
	Hiebert, T.	Department Chair	✓		0.77	67,197
	Hiebert, T.	Instructional Faculty	✓		0.23	20,487
	Ishigaki, M.	Instructional Faculty	✓		1.00	80,028
	Joseph-Weil, H.	Instructional Faculty	✓		1.00	84,264
	Karr, J.	Instructional Faculty	✓		1.00	50,004
	March, W.	Instructional Faculty	✓		1.00	72,000
	Werz, A.	Instructional Faculty	✓		1.00	86,472
	Whitehead, C.	Instructional Faculty	✓		1.00	48,684
	Wulforth, D.	Instructional Faculty	✓		1.00	49,836
Total Faculty					16.00	\$ 1,074,840
STAFF						
	Davis, K.	Equipment Technician I, Specialized			0.50	\$ 19,944
	Davis, S.	Administrative Support Coordinator		✓	1.00	41,580
	Holladay, A.	Administrative Analyst/Specialist		✓	0.50	16,536
	Keenan, V.	Performing Arts Tech 12 month		✓	1.00	41,580
	McAllister, C.	Accounting Technician I			1.00	32,028
Total Staff					4.00	\$ 151,668
TOTAL DEPARTMENT OF MUSIC					20.00	\$ 1,226,508



**CALIFORNIA STATE UNIVERSITY, FRESNO**  
**SALARIES AS OF NOVEMBER, 2006**

ACADEMIC AFFAIRS						
DEPT	NAME	CLASS	AY	12 Mo.	TIMEBASE	ANNUAL SALARY
COLLEGE OF ARTS AND HUMANITIES						
DEPARTMENT OF PHILOSOPHY						
<b>FACULTY</b>						
	Amaral, P.	Instructional Faculty	✓		1.00	\$ 80,184
	Bell, K.	Instructional Faculty (FERP AY 2006-07)	✓		0.50	40,872
	Berliner, A.	Instructional Faculty	✓		1.00	84,372
	Biondo, V.	Instructional Faculty	✓		1.00	49,008
	Blakeley, D.	Instructional Faculty (FERP Fall 2006)	✓		0.50	42,552
	Fiala, A.	Instructional Faculty	✓		1.00	56,928
	Kessler, W.	Instructional Faculty (FERP Fall 2006)	✓		0.50	43,806
	LaBossiere, B.	Instructional Faculty	✓		1.00	53,004
	Lee, C.	Instructional Faculty	✓		1.00	48,000
	Maldonado, R.	Department Chair	✓		0.52	44,496
	Maldonado, R.	Instructional Faculty	✓		0.48	40,644
	Steeves, H.	Instructional Faculty	✓		1.00	70,380
	Winant, T.	Instructional Faculty	✓		1.00	76,008
	Wolf, M.	Instructional Faculty	✓		1.00	52,008
<b>Total Faculty</b>					11.50	\$ 782,262
<b>STAFF</b>						
	Aparicio, R.	Administrative Support Coordinator		✓	1.00	\$ 34,380
<b>Total Staff</b>					1.00	\$ 34,380
<b>TOTAL DEPARTMENT OF PHILOSOPHY</b>					12.50	\$ 816,642
DEPARTMENT OF THEATRE ARTS						
<b>FACULTY</b>						
	Baker, A.	Instructional Faculty	✓		1.00	\$ 52,008
	Balint, K.	Instructional Faculty	✓		1.00	54,000
	Carrion, D.	Instructional Faculty	✓		1.00	84,828
	Ellis, T.	Instructional Faculty	✓		1.00	70,860
	Emanuel, E.	Instructional Faculty	✓		1.00	90,432
	Gibson, M.	Instructional Faculty	✓		1.00	54,528
	Griffin, R.	Instructional Faculty	✓		1.00	84,480
	Hunter, J.	Instructional Faculty	✓		1.00	65,808
	McKinley, K.	Department Chair	✓		0.77	69,384
	McKinley, K.	Instructional Faculty	✓		0.23	21,300
	Miller, T.	Instructional Faculty	✓		1.00	90,084
	Morin, K.	Instructional Faculty	✓		1.00	82,080
	Myers, B.	Instructional Faculty	✓		1.00	86,736
<b>Total Faculty</b>					12.00	\$ 906,528
<b>STAFF</b>						
	Bradshaw, S.	Performing Arts Tech		10/12	1.00	\$ 32,532
	Dyer, P.	Administrative Analyst/Specialist		✓	1.00	55,536
	Hansen, M.	Performing Arts Tech		✓	1.00	45,324
	Hernandez, A.	Administrative Support Coordinator		✓	1.00	46,656
	Merriman, G.	Media Production Specialist		11/12	1.00	53,652
	Pantzlaff, K.	Performing Arts Tech		10/12	1.00	31,896
	Riedel, M.	Performing Arts Tech		10/12	1.00	36,780
<b>Total Staff</b>					7.00	\$ 302,376
<b>TOTAL DEPARTMENT OF THEATRE ARTS</b>					19.00	\$ 1,208,904
MARCHING BAND						
<b>STAFF</b>						
	Raya, S.	Administrative Support Assistant		✓	1.00	\$ 28,392
<b>Total Staff</b>					1.00	\$ 28,392
<b>TOTAL MARCHING BAND</b>					1.00	\$ 28,392
<b>TOTAL COLLEGE OF ARTS AND HUMANITIES</b>					165.25	\$ 10,529,589

**CALIFORNIA STATE UNIVERSITY, FRESNO**  
**SALARIES AS OF NOVEMBER, 2006**

ACADEMIC AFFAIRS						
DEPT	NAME	CLASS	AY	12 Mo.	TIMEBASE	ANNUAL SALARY
DIVISION OF GRADUATE STUDIES						
MANAGEMENT						
	Dickerson, D.	Administrator IV			1.00	\$ 124,320
Total Management					1.00	\$ 124,320
STAFF						
	Aguilera, T.	Evaluator I			1.00	\$ 33,684
	Brazill, M.	Evaluator II			1.00	\$ 38,112
	Briggs, K.	Evaluator I			1.00	\$ 33,684
	Elledge, R.	Administrative Support Assistant		✓	1.00	\$ 25,824
	Fulton, S.	Administrative Analyst/Specialist		✓	1.00	\$ 66,132
	Martinez, H.	Administrative Analyst/Specialist		✓	1.00	\$ 43,320
	Mello, G.	Evaluator I			1.00	\$ 43,824
	Nasse, S.	Administrative Support Coordinator		✓	1.00	\$ 33,996
	Neal, L.	Administrative Analyst/Specialist		✓	1.00	\$ 42,744
	Radke, C.	Administrative Analyst/Specialist		✓	1.00	\$ 50,196
	Varela, M.	Student Services Professional IV			1.00	\$ 58,392
Total Staff					11.00	\$ 469,908
TOTAL DIVISION OF GRADUATE STUDIES					12.00	\$ 594,228
PROVOST						
OFFICE OF THE PROVOST						
MANAGEMENT						
	Bartell, D.	Administrator IV			1.00	\$ 135,432
	Echeverria, J.	Administrator IV			1.00	\$ 186,528
	Shipley, K.	Administrator IV			1.00	\$ 152,148
Total Management					3.00	\$ 474,108
STAFF						
	Aoki, R.	Administrative Analyst/Specialist		✓	1.00	\$ 42,744
	Palomino, N.	Administrative Support Coordinator		✓	1.00	\$ 38,600
	Pawlowski, K.	Confidential Administrative Support		✓	1.00	\$ 71,268
Total Staff					3.00	\$ 152,612
TOTAL OFFICE OF THE PROVOST					6.00	\$ 626,720
ACADEMIC SENATE						
STAFF						
	Hayes, S.	Administrative Support Coordinator		✓	1.00	\$ 36,420
	Rodriguez, E.	Administrative Support Assistant		10/12	1.00	\$ 23,196
Total Staff					2.00	\$ 59,616
TOTAL ACADEMIC SENATE					2.00	\$ 59,616
TOTAL OFFICE OF THE PROVOST					8.00	\$ 686,336
ASSOCIATE VP OF ACADEMIC PLANNING						
OFFICE OF THE DEAN						
MANAGEMENT						
	Nef, D.	Administrator IV			1.00	\$ 126,672
Total Management					1.00	\$ 126,672
STAFF						
	Alvarez, F.	Administrative Support Coordinator		✓	1.00	\$ 36,864
	Burkholder, A.	Information Technology Consultant		✓	1.00	\$ 68,532
	Elledge, D.	Administrative Support Assistant		✓	1.00	\$ 27,840
	Goto, L.	Administrative Analyst/Specialist		✓	1.00	\$ 52,032
	Sayphengsy, P.	Administrative Analyst/Specialist		✓	1.00	\$ 50,364
Total Staff					5.00	\$ 235,632
TOTAL OFFICE OF THE DEAN					6.00	\$ 362,304
INSTITUTIONAL RESEARCH						
MANAGEMENT						
	Leimer, T.	Administrator II			1.00	\$ 88,068
Total Management					1.00	\$ 88,068
STAFF						
	Nino, M.	Administrative Support Coordinator		✓	1.00	\$ 42,648
Total Staff					1.00	\$ 42,648
TOTAL INSTITUTIONAL RESEARCH					2.00	\$ 130,716
CIVIC ENGAGEMENT & STUDENTS FOR COMMUNITY SERVICE						
STAFF						
	Brewer, D.	Administrative Support Assistant		✓	0.75	\$ 24,957
	Delport, R.	Administrative Analyst/Specialist		✓	0.50	\$ 22,080
	Studt, Trisha	Administrative Analyst/Specialist		✓	1.00	\$ 41,220
Total Staff					2.25	\$ 88,257
TOTAL CIVIC ENGAGEMENT & STUDENTS FOR COMMUNITY SERVICE					2.25	\$ 88,257

CALIFORNIA STATE UNIVERSITY, FRESNO  
SALARIES AS OF NOVEMBER, 2006

ACADEMIC AFFAIRS						
DEPT	NAME	CLASS	AY	12 Mo.	TIMEBASE	ANNUAL SALARY
ASSOCIATE VP OF ACADEMIC PLANNING						
CENTER FOR ENHANCEMENT OF TEACHING AND LEARNING (CETL)						
STAFF						
	Inthavong, J.	Administrative Support Coordinator		✓	1.00	\$ 35,808
					Total Staff	1.00
						\$ 35,808
TOTAL CENTER FOR ENHANCEMENT OF TEACHING AND LEARNING (CETL)					1.00	\$ 35,808
SMITTCAMP FAMILY HONORS COLLEGE						
STAFF						
	Hardamon, L.	Administrative Support Coordinator		✓	1.00	\$ 44,820
	Roby, S.	Administrative Support Assistant		✓	1.00	\$ 33,360
					Total Staff	2.00
						\$ 78,180
TOTAL SMITTCAMP FAMILY HONORS COLLEGE					2.00	\$ 78,180
INTERDISCIPLINARY SPATIAL INFORMATION SYSTEMS (ISIS)						
MANAGEMENT						
	Slobodian, R.	Administrator II			1.00	\$ 78,648
					Total Management	1.00
						\$ 78,648
STAFF						
	Matsumura, D.	Administrative Support Coordinator		✓	0.75	\$ 28,647
	Yang, X.	Information Technology Consultant		✓	1.00	\$ 75,456
					Total Staff	1.75
						\$ 104,103
TOTAL INTERDISCIPLINARY SPATIAL INFORMATION SYSTEMS (ISIS)					2.75	\$ 182,751
TOTAL ASSOCIATE VP OF ACADEMIC PLANNING					16.00	\$ 878,016
ACADEMIC RESOURCES						
ACADEMIC RESOURCES						
MANAGEMENT						
	Waayers, J.	Administrator II			1.00	\$ 84,852
					Total Management	1.00
						\$ 84,852
STAFF						
	Jones, J.	Administrative Support Assistant		✓	0.50	\$ 12,186
	Landucci, L.	Administrative Analyst/Specialist		✓	1.00	\$ 52,524
	Miller, N.	Administrative Analyst/Specialist		✓	1.00	\$ 65,436
	Solano, J.	Information Technology Consultant		✓	1.00	\$ 43,728
	Westbrook, D.	Information Technology Consultant		✓	1.00	\$ 74,844
					Total Staff	4.50
						\$ 248,718
TOTAL ACADEMIC RESOURCES					5.50	\$ 333,570
LYLES CENTER FOR INNOVATION & ENTREPRENEURSHIP						
STAFF						
	Kobata, N.	Administrative Support Assistant		✓	1.00	\$ 29,340
	McCurry, H.	Administrative Support Coordinator		✓	0.75	\$ 24,930
	Taylor, G.	Administrative Analyst/Specialist		✓	1.00	\$ 61,248
					Total Staff	2.75
						\$ 115,518
TOTAL LYLES CENTER FOR INNOVATION & ENTREPRENEURSHIP					2.75	\$ 115,518
TOTAL ACADEMIC RESOURCES					8.25	\$ 449,088
ACADEMIC PERSONNEL						
MANAGEMENT						
	Redd Williams, J.	Administrator III			1.00	\$ 124,320
					Total Management	1.00
						\$ 124,320
STAFF						
	Branch, A.	Administrative Analyst/Specialist		✓	1.00	\$ 42,000
	Curry, E.	Administrative Support Coordinator		✓	1.00	\$ 37,200
	Moreno-Aguallo, T.	Administrative Analyst/Specialist		✓	0.75	\$ 37,884
	Volpp-Garcia, D.	Confidential Administrative Support		✓	1.00	\$ 62,928
					Total Staff	3.75
						\$ 180,012
TOTAL ACADEMIC PERSONNEL					4.75	\$ 304,332



**CALIFORNIA STATE UNIVERSITY, FRESNO  
SALARIES AS OF NOVEMBER, 2006**

ACADEMIC AFFAIRS						
DEPT	NAME	CLASS	AY	12 Mo.	TIMEBASE	ANNUAL SALARY
<b>OFFICE OF COMMUNITY &amp; ECONOMIC DEVELOPMENT</b>						
<b>MANAGEMENT</b>						
	Swearengin, A.	Administrator III			1.00	\$ 101,388
<b>Total Management</b>					1.00	\$ 101,388
<b>STAFF</b>						
	Marquez, A.	Administrative Support Assistant		✓	1.00	\$ 31,212
<b>Total Staff</b>					1.00	\$ 31,212
<b>TOTAL OFFICE OF COMMUNITY &amp; ECONOMIC DEVELOPMENT</b>					2.00	\$ 132,600
<b>ASSOCIATE VP RESEARCH AND SPONSORED PROGRAMS</b>						
<b>GRANTS AND RESEARCH</b>						
<b>MANAGEMENT</b>						
	Griffin, D.	Administrator II			1.00	\$ 92,964
	Hunt, W.	Administrator II			1.00	\$ 67,932
	McClanahan, T.	Administrator III			1.00	\$ 122,148
	Sims, N.	Administrator II			1.00	\$ 76,992
<b>Total Management</b>					4.00	\$ 360,036
<b>STAFF</b>						
	Carey, D.	Administrative Analyst/Specialist		✓	1.00	\$ 41,796
<b>Total Staff</b>					1.00	\$ 41,796
<b>TOTAL GRANTS AND RESEARCH</b>					5.00	\$ 401,832
<b>TOTAL ASSOCIATE VP RESEARCH AND SPONSORED PROGRAMS</b>					5.00	\$ 401,832
<b>INTERNATIONAL PROGRAMS</b>						
<b>STAFF</b>						
	Erysian, B.	Extended Ed Specialist II			1.00	\$ 59,460
	Romsa, M.	Administrative Support Coordinator		11/12	1.00	\$ 34,704
<b>Total Staff</b>					2.00	\$ 94,164
<b>TOTAL INTERNATIONAL PROGRAMS</b>					2.00	\$ 94,164
<b>TOTAL PROVOST</b>					46.00	\$ 2,946,368
<b>TOTAL INSTRUCTION</b>					776.03	\$ 51,530,495

**CALIFORNIA STATE UNIVERSITY, FRESNO  
SALARIES AS OF NOVEMBER, 2006**

ACADEMIC AFFAIRS						
DEPT	NAME	CLASS	AY	12 Mo.	TIMEBASE	ANNUAL SALARY
ACADEMIC SUPPORT						
CSUF/COS CENTER VISALIA						
STAFF						
	Major, S.	Administrative Analyst/Specialist		✓	1.00	\$ 43,272
		<b>Total Staff</b>			1.00	\$ 43,272
		<b>TOTAL CSUF/COS CENTER VISALIA</b>			1.00	\$ 43,272
CALIFORNIA AGRICULTURAL TECHNOLOGY INSTITUTE (CATI)						
MANAGEMENT						
	Bezerra, J.	Administrator II			1.00	\$ 85,644
	Paggi, M.	Administrator II			1.00	97,188
	Zoldoske, D.	Administrator II			1.00	108,936
		<b>Total Management</b>			3.00	\$ 291,768
STAFF						
	Adhikari, D.	Assoc, Acad & Instit Studies I			1.00	\$ 46,248
	Cassell, Sharma, F.	Assoc, Acad & Instit Studies II			1.00	62,940
	Finley, L.	Administrative Support Coordinator		✓	1.00	31,836
	Foote, S.	Administrative Support Assistant		✓	1.00	29,400
	Garcia, M.	Administrative Support Assistant		✓	1.00	31,836
	Howse, T.	Accounting Technician III			1.00	42,288
	Irby, C.	Administrative Support Coordinator		✓	1.00	37,200
	Jorgensen, G.	Research Technician III			1.00	63,816
	Lopez, L.	Administrative Analyst/Specialist		✓	1.00	53,028
	Munday, N.	Administrative Analyst/Specialist		✓	1.00	36,792
	Naffziger, K.	Extended Education Specialist I			1.00	59,172
	Norton, J.	Desktop Pub/Graph Spec		✓	1.00	31,548
	Oliphant, J.	Research Technician III			1.00	62,508
	Olson, S.	Public Affairs/Comm Spec		✓	1.00	54,720
	Orme, N.	Administrative Support Assistant		✓	0.50	13,920
	Robinson, J.	Network Analyst		✓	1.00	60,000
	Wood, C.	Extended Education Specialist I			1.00	44,430
		<b>Total Staff</b>			16.50	\$ 761,682
		<b>TOTAL CALIFORNIA AGRICULTURAL TECHNOLOGY INSTITUTE (CATI)</b>			19.50	\$ 1,053,450
AGRICULTURE RESEARCH INSTITUTE						
STAFF						
	Ashkan, S.	Research Technician III			1.00	54,000
	Beene, M.	Assoc, Acad & Instit Studies I			1.00	54,000
		<b>Total Staff</b>			2.00	\$ 108,000
		<b>TOTAL AGRICULTURE RESEARCH INSTITUTE (ARI)</b>			2.00	\$ 108,000
AGRICULTURAL OPERATIONS (FARM)						
MANAGEMENT						
	Srinivasan, G.	Administrator III			1.00	\$ 103,608
		<b>Total Management</b>			1.00	\$ 103,608
STAFF						
	Avila, D.	Instructional Support Technician I			1.00	\$ 42,048
	Carpenter, R.	Farm Maintenance Mechanic			1.00	60,936
	Chavira, G.	Crop Technician II			1.00	39,396
	Dietrich, K.	Farm Maintenance Mechanic			1.00	58,632
	Dresser-Oakes, M.	Administrative Analyst Specialist		✓	1.00	42,744
	Favagrossa, L.	Instructional Support Technician III			1.00	56,460
	Gravano, P.	Farm Maintenance Mechanic			1.00	53,736
	Jones, D.	Livestock Technician II			1.00	48,876
	Master, C.	Heavy Equipment Mechanic			1.00	57,552
	Mosinski, M.	Facilities Project Supervisor			1.00	62,400
	Moua, K.	Automotive and Equipment Mechanic			1.00	52,044
	Niznak, R.	Administrative Support Assistant		✓	1.00	27,830
	Reyes, E.	Lead Automotive and Equipment Mechanic			1.00	58,668
	Salwasser, M.	Crop Technician II			1.00	51,084
	Sexton, D.	Mechanics Helper			1.00	41,268
	Wise, J.	Farm Maintenance Mechanic			1.00	57,420
		<b>Total Staff</b>			16.00	\$ 811,094
		<b>TOTAL AGRICULTURAL OPERATIONS (FARM)</b>			17.00	\$ 914,702

**CALIFORNIA STATE UNIVERSITY, FRESNO**  
**SALARIES AS OF NOVEMBER, 2006**

**ACADEMIC AFFAIRS**

DEPT	NAME	CLASS	AY	12 Mo.	TIMEBASE	ANNUAL SALARY
------	------	-------	----	--------	----------	---------------

**ACADEMIC SUPPORT**

**LIBRARY : ADMINISTRATION**

**FACULTY**

Bochin, J.	Librarian			✓	1.00	\$ 94,932
Carpenter, A.	Librarian			✓	1.00	85,104
Doyle, C.	Librarian			✓	1.00	82,728
Fusich, M.	Librarian			✓	1.00	81,624
Gray, G.	Librarian			✓	1.00	58,524
Haffner, S.	Librarian (FERP AY 2006-2007)			✓	0.50	47,616
Hicks, C.	Librarian			✓	1.00	93,732
Labaugh, R.	Librarian			✓	1.00	94,020
Lau, T.	Librarian			✓	1.00	79,368
Majors, D.	Librarian			✓	1.00	94,032
Mitchell, C.	Librarian (FERP Spring 2007)			✓	0.50	41,772
Moore, J.	Librarian			✓	1.00	67,284
Newell, P.	Librarian			✓	1.00	87,072
Park, H.	Librarian			✓	1.00	103,356
Popma, P.	Librarian			✓	1.00	85,908
Priebe Jr., P.	Librarian			✓	1.00	72,492
Smith, K.	Librarian			10/12	1.00	80,340
Tillman, M.	Librarian			✓	1.00	72,864
Tyckoson, D.	Librarian			✓	1.00	99,936
Vang, V.	Librarian			✓	1.00	66,120
Zitterkopf, M.	Librarian			✓	1.00	93,660
<b>Total Faculty</b>						20.00
						\$ 1,682,484

**MANAGEMENT**

Gorman, M.	Administrator IV				1.00	\$ 150,012
Lavigna, P.	Administrator I				1.00	68,856
Morrison, M.	Administrator II				1.00	65,268
<b>Total Management</b>						3.00
						\$ 284,136



**CALIFORNIA STATE UNIVERSITY, FRESNO  
SALARIES AS OF NOVEMBER, 2006**

ACADEMIC AFFAIRS						
DEPT	NAME	CLASS	AY	12 Mo.	TIMEBASE	ANNUAL SALARY
ACADEMIC SUPPORT						
LIBRARY : ADMINISTRATION						
STAFF						
	Atwood, D.	Library Assistant II			1.00	\$ 34,704
	Baker, V.	Administrative Support Assistant		✓	1.00	32,484
	Bancroft, J.	Graphic Artist		✓	1.00	53,376
	Black, L.	Library Assistant II			1.00	44,220
	Cha, S.	Mail Clerk			1.00	27,588
	Cheek, L.	Library Assistant III			1.00	48,048
	Cheverton, D.	Library Assistant I			1.00	31,140
	Clark, L.	Library Assistant III			1.00	46,632
	Coffey, J.	Library Assistant III			1.00	46,680
	Collier, A.	Operating Systems Analyst		✓	1.00	68,532
	Cota, I.	Library Assistant III			1.00	48,840
	Cousineau, C.	Administrative Analyst/Specialist		✓	1.00	46,884
	Crow, J.	Library Assistant II			1.00	35,652
	Delbon, C.	Library Assistant III			1.00	46,752
	Ebert, C.	Library Assistant I			1.00	30,060
	Estrada, O.	Library Assistant II			1.00	39,420
	Fleming, C.	Library Assistant II			1.00	34,476
	Gjoshe, R.	Information Technology Consultant		✓	1.00	68,532
	Gonzalez, M.	Library Assistant II			1.00	34,020
	Griffith, A.	Administrative Support Coordinator		✓	1.00	37,824
	Harada, G.	Administrative Analyst/Specialist		✓	1.00	57,756
	Hendrix, E.	Library Assistant I			1.00	36,828
	Hernandez, J.	Library Assistant III			1.00	46,260
	Hill, J.	Facilities Worker			1.00	47,124
	Hubbard, D.	Library Assistant II			1.00	42,768
	Kline, K.	Library Assistant II			1.00	34,704
	Lewis, S.	Library Assistant III			1.00	46,644
	Lewis, T.	Library Assistant III			1.00	37,716
	Mangini, S.	Administrative Analyst/Specialist		✓	1.00	63,516
	Morgan, P.	Library Assistant II			1.00	44,220
	Olson, D.	Library Assistant II			1.00	38,772
	Orr, S.	Library Assistant I			1.00	34,692
	Pena, M.	Analyst/Programmer		✓	1.00	59,196
	Pires, D.	Library Assistant IV			1.00	48,528
	Reddin, C.	Library Assistant II			1.00	34,704
	Reid-Johansson, R.	Library Assistant I			0.80	25,968
	Renteria, C.	Library Assistant III			1.00	42,468
	Shearer, R.	Library Assistant I			1.00	31,044
	Takaragi, D.	Library Assistant II			1.00	38,772
	Tarvin, C.	Library Assistant II			1.00	34,704
	Taylor, D.	Library Assistant IV			1.00	50,916
	Trejo, R.	Administrative Support Assistant		✓	1.00	36,192
	Welch, J.	Administrative Support Coordinator		✓	1.00	37,500
	Willis, K.	Administrative Support Assistant		✓	0.75	23,409
	Yang, M.	Library Assistant II			1.00	34,704
					<b>Total Staff</b>	44.55
						\$ 1,884,969
					<b>TOTAL LIBRARY : ADMINISTRATION</b>	<b>67.55</b>
						<b>\$ 3,851,589</b>
					<b>SUBTOTAL ACADEMIC SUPPORT</b>	<b>107.05</b>
						<b>\$ 5,971,013</b>
					<b>TOTAL ACADEMIC AFFAIRS SALARIES</b>	<b>883.08</b>
						<b>\$ 57,501,508</b>

**CALIFORNIA STATE UNIVERSITY, FRESNO**  
SALARIES AS OF NOVEMBER, 2006

STUDENT AFFAIRS							
DEPT	NAME	CLASS	AY	12 Mo.	TIMEBASE	ANNUAL SALARY	
VP STUDENT AFFAIRS							
VICE PRESIDENT OF STUDENT AFFAIRS							
MANAGEMENT							
	Coon, C.	Administrator III			1.00	\$ 96,648	
	Gannaway, L.	Administrator I			1.00	56,004	
	Hernandez, R.	Administrator III			1.00	101,976	
	Oliaro, P.	Administrator IV			1.00	173,640	
					Total Management	4.00	\$ 428,268
STAFF							
	Arguijo, A.	Administrative Analyst/Specialist		✓	1.00	\$ 50,664	
	Chaltraw, L.	Administrative Support Assistant		✓	1.00	31,944	
	Julius, C.	Administrative Support Assistant		✓	1.00	28,800	
					Total Staff	3.00	\$ 111,408
					TOTAL VICE PRESIDENT OF STUDENT AFFAIRS	7.00	\$ 539,676
SCHOLARSHIPS & DEVELOPMENT							
MANAGEMENT							
	Deruosi, P.	Administrator II			1.00	\$ 81,516	
					Total Management	1.00	\$ 81,516
STAFF							
	Tamura, L.	Administrative Analyst/Specialist		✓	1.00	\$ 50,856	
	Varela, G.	Administrative Analyst/Specialist		✓	1.00	43,596	
					Total Staff	2.00	\$ 94,452
					TOTAL SCHOLARSHIPS & DEVELOPMENT	3.00	\$ 175,968
					TOTAL VP STUDENT AFFAIRS	10.00	\$ 715,644
STUDENT HEALTH							
UNIVERSITY HEALTH & PSYCHOLOGICAL SERVICES							
FACULTY							
	Fu, J.	Student Services Professional, Academic Related III	✓		1.00	\$ 79,428	
	Gechter, G.	Student Services Professional, Academic Related III			1.00	96,720	
	Rangel, J.	Student Svcs Prof., Academic Related III	✓		0.80	68,093	
	Raya-Fernandez, R.	Student Services Professional, Academic Related I			1.00	60,960	
					Total Faculty	3.80	\$ 305,201
STAFF							
	White, J.	Administrative Support Assistant - 10/12 month		10/12	1.00	\$ 22,644	
					Total Staff	1.00	\$ 22,644
					TOTAL UNIVERSITY HEALTH & PSYCHOLOGICAL SERVICES	4.80	\$ 327,845
SERVICES FOR STUDENTS WITH DISABILITIES							
MANAGEMENT							
	Snee, C.	Administrator II			1.00	\$ 75,756	
					Total Management	1.00	\$ 75,756
STAFF							
	Brown, J.	Student Services Professional II		✓	1.00	\$ 40,200	
	Chavez, J.	Student Services Professional II		✓	1.00	40,200	
	Church, T.	Student Services Professional III		✓	1.00	43,800	
	Nijmeddin, R.	Administrative Support Assistant		✓	1.00	25,104	
	Saiz, L.	Administrative Support Coordinator		✓	1.00	40,572	
					Total Staff	5.00	\$ 189,876
					TOTAL SERVICES FOR STUDENTS WITH DISABILITIES	6.00	\$ 265,632
					TOTAL STUDENT HEALTH	10.80	\$ 593,477

**CALIFORNIA STATE UNIVERSITY, FRESNO**  
**SALARIES AS OF NOVEMBER, 2006**

STUDENT AFFAIRS							
DEPT	NAME	CLASS	AY	12 Mo.	TIMEBASE	ANNUAL SALARY	
ENROLLMENT SERVICES							
ENROLLMENT SERVICES							
MANAGEMENT							
	Vinovrski, B.	Administrator III			1.00	\$ 149,796	
					Total Management	1.00	\$ 149,796
STAFF							
	Rodriquez, L.	Administrative Support Coordinator		✓	1.00	\$ 35,232	
					Total Staff	1.00	\$ 35,232
					TOTAL ENROLLMENT SERVICES	2.00	\$ 185,028
ADMISSIONS, RECORDS AND EVALUATIONS							
MANAGEMENT							
	Beddall, C.	Administrator II			1.00	\$ 74,220	
	Franco, V.	Administrator III			1.00	97,308	
					Total Management	2.00	\$ 171,528
STAFF							
	Adame, M.	Administrative Support Assistant		✓	1.00	\$ 36,192	
	Alvarez, A.	Student Services Professional I		✓	1.00	35,436	
	Andrews, P.	Administrative Analyst/Specialist		✓	1.00	45,264	
	Ayala, C.	Administrative Support Coordinator		✓	1.00	40,200	
	Bagwell, C.	Administrative Support Assistant		✓	1.00	28,392	
	Barela, R.	Administrative Support Assistant		✓	1.00	35,328	
	Bellow, C.	Administrative Support Assistant		✓	1.00	33,888	
	Bennion, K.	Administrative Support Assistant		✓	1.00	35,040	
	Calderon, H.	Administrative Support Assistant		✓	1.00	36,024	
	Cano, C.	Student Services Professional I		✓	1.00	35,436	
	Deaver, C.	Student Services Professional II		✓	1.00	48,432	
	DeLeon, Y.	Administrative Analyst/Specialist		✓	1.00	66,912	
	Diaz, J.	Administrative Support Assistant		✓	1.00	27,840	
	Dunn, J.	Evaluator I			1.00	33,816	
	Gonzalez, E.	Student Services Professional II		✓	1.00	40,200	
	Gonzalez, L.	Student Services Professional II		✓	1.00	42,948	
	Gutierrez, R.	Administrative Support Coordinator		✓	1.00	32,160	
	Harris, J.	Administrative Support Assistant		✓	1.00	27,840	
	Head, H.	Evaluator I			1.00	33,816	
	Heuston, P.	Administrative Analyst/Specialist		✓	1.00	60,588	
	Huckabay, K.	Student Services Professional III		✓	1.00	48,192	
	Iribe, H.	Administrative Support Assistant		✓	1.00	27,840	
	Jolly, M.	Administrative Support Coordinator		✓	1.00	31,836	
	Kirkland, B.	Student Services Professional IV		✓	1.00	56,208	
	Klute, E.	Administrative Analyst/Specialist		✓	1.00	54,504	
	Lazalde-Herrera, L.	Administrative Support Assistant		✓	1.00	36,192	
	Madrigal, P.	Administrative Support Assistant		✓	1.00	31,344	
	Martino, M.	Administrative Analyst/Specialist		✓	1.00	50,916	
	Miyasaki, I.	Administrative Support Coordinator		✓	1.00	33,744	
	Monreal, E.	Administrative Support Assistant		✓	1.00	28,392	
	Morales, L.	Administrative Support Coordinator		✓	1.00	39,792	
	Negrete, C.	Administrative Support Assistant		✓	1.00	34,272	
	Nelson, B.	Administrative Analyst/Specialist		✓	1.00	44,352	
	Odums, C.	Student Services Professional II		✓	1.00	42,948	
	Olivarez, M.	Administrative Support Assistant		✓	1.00	37,428	
	Pappace, L.	Evaluator I			1.00	33,816	
	Pettice, P.	Administrative Support Assistant		✓	1.00	36,192	
	Plum, C.	Administrative Support Assistant		✓	1.00	28,392	
	Price, S.	Student Services Professional III		✓	1.00	49,152	
	QuinonezDeRodriguez, R.	Administrative Analyst/Specialist		✓	1.00	23,208	
	Rios, F.	Administrative Support Coordinator		✓	1.00	40,572	
	Rodriguez, R.	Student Services Professional I		✓	1.00	35,436	



**CALIFORNIA STATE UNIVERSITY, FRESNO**  
**SALARIES AS OF NOVEMBER, 2006**

STUDENT AFFAIRS						
DEPT	NAME	CLASS	AY	12 Mo.	TIMEBASE	ANNUAL SALARY
ENROLLMENT SERVICES						
ADMISSIONS, RECORDS AND EVALUATIONS (Continued)						
STAFF						
	Shears, M.	Administrative Analyst/Specialist		✓	1.00	43,596
	Smith, J.	Administrative Support Assistant		✓	1.00	36,024
	Statham-Doyle, M.	Student Services Professional IV		✓	1.00	61,140
	Sunahara, R.	Administrative Support Assistant		✓	1.00	29,016
	Weiner, P.	Evaluator Trainee			1.00	35,436
	Yepez, M.	Administrative Support Assistant		✓	1.00	30,444
					Total Staff	48.00
						\$ 1,856,136
TOTAL ADMISSIONS, RECORDS AND EVALUATIONS					50.00	\$ 2,027,664
OFFICE OF FINANCIAL AID						
MANAGEMENT						
	Hernandez, M.	Administrator III			1.00	\$ 84,624
					Total Management	1.00
						\$ 84,624
STAFF						
	Brown, J.	Student Services Professional II		✓	1.00	\$ 45,612
	Bui, H.	Administrative Support Assistant		✓	1.00	28,464
	Calhoun, J.	Student Services Professional I		✓	1.00	38,136
	Espinosa, M.	Student Services Professional I		✓	1.00	39,984
	Ford, A.	Student Personnel Technician, Financial Aid			1.00	36,660
	Gaeta, G.	Administrative Analyst/Specialist		✓	1.00	57,600
	Her, S.	Administrative Support Assistant		✓	1.00	23,208
	Hernandez-Gutierrez, D.	Administrative Support Assistant		✓	1.00	23,676
	Loheide, G.	Administrative Analyst/Specialist		✓	1.00	61,128
	Mata, C.	Student Personnel Technician, Financial Aid			1.00	42,336
	McCully, K.	Student Services Professional I		✓	1.00	35,436
	McDaniel, C.	Analyst/Programmer		✓	1.00	75,120
	McReynolds, L.	Student Personnel Technician, Financial Aid			1.00	42,132
	Medellin, N.	Student Services Professional II		✓	1.00	40,200
	Morgan, A.	Student Personnel Technician, Financial Aid			0.50	20,652
	Nomura, W.	Administrative Support Assistant		✓	1.00	23,208
	Obata, R.	Student Services Professional I		✓	1.00	51,252
	Obata, T.	Administrative Support Assistant		✓	1.00	28,524
	Ogden, B.	Administrative Analyst/Specialist		✓	1.00	46,860
	Paul Jr., J.	Student Services Professional III		✓	1.00	55,920
	Reza-Rogers, I.	Student Services Professional I		✓	1.00	45,612
	Wyatt, N.	Student Personnel Technician, Financial Aid			1.00	42,528
					Total Staff	21.50
						\$ 904,248
TOTAL OFFICE OF FINANCIAL AID					22.50	\$ 988,872
UNIVERSITY OUTREACH						
MANAGEMENT						
	Pena, F.	Administrator II			1.00	\$ 85,080
					Total Management	1.00
						\$ 85,080
STAFF						
	Chacon, R.	Student Services Professional II		✓	1.00	\$ 43,908
	Chavez, O.	Student Services Professional III - 10 month			1.00	45,696
	Crabb, T.	Student Services Professional II		✓	1.00	42,000
	Davis, N.	Administrative Support Assistant		✓	1.00	28,572
	Garcia, D.	Student Services Professional III		✓	1.00	54,624
	Hernandez, M.	Administrative Support Coordinator		✓	1.00	42,936
	Jaschke, L.	Student Services Professional II		✓	1.00	46,308
	Jauregui, J.	Student Service Professional II		✓	1.00	47,448
	Maldonado, L.	Student Services Professional III		✓	1.00	56,736
	Molyneux, D.	Student Service Professional II		✓	1.00	40,200
	Ochoa, J.	Administrative Support Assistant		✓	1.00	34,164
	Pacheco, L.	Student Services Professional II		✓	1.00	43,092
	Rau, D.	Student Services Professional II		✓	1.00	40,980
	Valverde, V.	Student Services Professional II		✓	1.00	47,436
					Total Staff	14.00
						\$ 614,100
TOTAL UNIVERSITY OUTREACH					15.00	\$ 699,180

**CALIFORNIA STATE UNIVERSITY, FRESNO**  
**SALARIES AS OF NOVEMBER, 2006**

STUDENT AFFAIRS						
DEPT	NAME	CLASS	AY	12 Mo.	TIMEBASE	ANNUAL SALARY
INTERNATIONAL STUDENT SERVICES						
<b>MANAGEMENT</b>						
	Hammar, L.	Administrator III			1.00	\$ 68,508
	Williams, C.	Administrator II			1.00	66,792
<b>Total Management</b>					2.00	\$ 135,300
<b>STAFF</b>						
	Hernandez, J.	Administrative Support Coordinator		✓	1.00	\$ 34,800
	Howard, K.	Student Services Professional Academic Related II - 12 mo			1.00	96,552
	Jacques, S.	Administrative Analyst/Specialist		✓	1.00	66,480
	Montejano, A.	Administrative Support Coordinator		✓	1.00	35,424
	Schouten, J.	Administrative Support Coordinator		✓	1.00	35,424
	Trempe, A.	Administrative Support Coordinator		✓	1.00	34,536
	Yunouye, P.	Student Services Professional III		✓	1.00	46,128
<b>Total Staff</b>					7.00	\$ 349,344
<b>TOTAL INTERNATIONAL STUDENT SERVICES</b>					9.00	\$ 484,644
<b>TOTAL ENROLLMENT SERVICES</b>					98.50	\$ 4,385,388
STUDENT LIFE						
STUDENT ACTIVITY & LEADERSHIP DEVELOPMENT						
<b>STAFF</b>						
	Edrington, J.	Student Services Professional II		✓	1.00	\$ 42,000
	Fisk, S.	Administrative Support Coordinator		✓	1.00	38,940
	Nelson, G.	Student Services Professional IV		✓	1.00	65,040
	Williams, L.	Student Services Professional III		✓	1.00	49,716
<b>Total Staff</b>					4.00	\$ 195,696
<b>TOTAL STUDENT ACTIVITY &amp; LEADERSHIP DEVELOPMENT</b>					4.00	\$ 195,696
WOMEN'S RESOURCE CENTER						
<b>STAFF</b>						
	Cantu, V.	Administrative Support Assistant		✓	1.00	\$ 35,484
	Opata, F.	Student Services Professional IV		✓	1.00	63,768
<b>Total Staff</b>					2.00	\$ 99,252
<b>TOTAL WOMEN'S RESOURCE CENTER</b>					2.00	\$ 99,252
<b>TOTAL STUDENT LIFE</b>					6.00	\$ 294,948

**CALIFORNIA STATE UNIVERSITY, FRESNO**  
**SALARIES AS OF NOVEMBER, 2006**

STUDENT AFFAIRS						
DEPT	NAME	CLASS	AY	12 Mo.	TIMEBASE	ANNUAL SALARY
<b>ACADEMIC ENHANCEMENT SERVICES</b>						
<b>EDUCATIONAL OPPORTUNITY PROGRAM AND RETENTION SUPPORT</b>						
<b>MANAGEMENT</b>						
	Benedict, B.	Administrator II			1.00	\$ 68,376
	Hildreth, S.	Administrator II			1.00	75,804
	McDonald, M.	Administrator III			1.00	109,176
<b>Total Management</b>					3.00	\$ 253,356
<b>STAFF</b>						
	Bowers-Hall, T.	Student Services Professional II		✓	1.00	\$ 41,928
	Byrd, W.	Student Services Professional III		✓	1.00	53,568
	Cordova, R.	Administrative Support Coordinator		✓	1.00	40,188
	Gardueque, T.	Student Services Professional III		✓	1.00	53,568
	Jablon, D.	Administrative Support Assistant		✓	1.00	35,064
	Lopez, K.	Student Services Professional I		✓	1.00	35,360
	Lor, J.	Student Services Professional II		✓	1.00	40,200
	Moreno, R.	Student Services Professional IV		✓	1.00	61,140
	Oba, N.	Administrative Support Coordinator		✓	1.00	34,800
	Olivares, V.	Student Services Professional IV		✓	1.00	59,664
	Padilla, D.	Student Services Professional III		✓	1.00	43,800
	Perez, I.	Student Services Professional II		✓	1.00	53,328
	Provencio, M.	Student Services Professional III		✓	1.00	53,456
	Vuong, M.	Student Services Professional II		✓	1.00	51,336
<b>Total Staff</b>					14.00	\$ 657,400
<b>TOTAL EDUCATIONAL OPPORTUNITY PROGRAM AND RETENTION SUPPORT</b>					17.00	\$ 910,756
<b>INTENSIVE LEARNING EXPERIENCE</b>						
<b>STAFF</b>						
	Giuffrida, T.	Student Services Professional II		✓	0.50	\$ 21,900
	Suzuki, L.	Administrative Support Coordinator		✓	0.50	16,200
<b>Total Staff</b>					1.00	\$ 38,100
<b>TOTAL INTENSIVE LEARNING EXPERIENCE</b>					1.00	\$ 38,100
<b>OFFICE OF ADVISING SERVICES</b>						
<b>STAFF</b>						
	Castro, F.	Student Services Professional II		✓	1.00	\$ 40,200
	Christensen, D.	Student Services Professional III		✓	1.00	46,464
	Garcia, K.	Student Services Professional III		✓	1.00	44,256
	Molina, K.	Student Services Professional II		✓	1.00	40,200
	Smith, S.	Student Services Professional III		✓	1.00	59,184
	Soto, M.	Student Services Professional II		✓	1.00	40,200
<b>Total Staff</b>					6.00	\$ 270,504
<b>TOTAL OFFICE OF ADVISING SERVICES</b>					6.00	\$ 270,504
<b>LEARNING ASSISTANCE CENTER</b>						
<b>STAFF</b>						
	Morgutia, I.	Administrative Support Assistant		✓	1.00	\$ 33,024
	Villaluz, R.	Student Services Professional III		✓	1.00	43,800
<b>Total Staff</b>					2.00	\$ 76,824
<b>TOTAL LEARNING ASSISTANCE CENTER</b>					2.00	\$ 76,824
<b>TESTING SERVICES</b>						
<b>STAFF</b>						
	Ensch, L.	Administrative Analyst/Specialist		✓	1.00	\$ 42,744
	Stephenson, M.	Administrative Support Assistant		✓	1.00	37,272
<b>Total Staff</b>					2.00	\$ 80,016
<b>TOTAL TESTING SERVICES</b>					2.00	\$ 80,016
<b>TOTAL ACADEMIC ENHANCEMENT SERVICES</b>					28.00	\$ 1,376,200



**CALIFORNIA STATE UNIVERSITY, FRESNO**  
**SALARIES AS OF NOVEMBER, 2006**

STUDENT AFFAIRS						
DEPT	NAME	CLASS	AY	12 Mo.	TIMEBASE	ANNUAL SALARY
<b>CAREER SERVICES</b>						
<b>MANAGEMENT</b>						
	Bocchinfuso-Cohen, R.	Administrator II			1.00	\$ 70,380
<b>Total Management</b>					1.00	\$ 70,380
<b>STAFF</b>						
	Dille, D.	Student Services Professional III		✓	1.00	59,184
	Fitzgerald, D.	Student Services Professional III		✓	1.00	51,432
	Galvan, M.	Administrative Support Assistant		✓	1.00	33,660
	Olgin Jr., M.	Student Services Professional IV		✓	1.00	63,612
	Ramirez, A.	Student Services Professional III		✓	1.00	48,000
	Velasquez, R.	Desktop Publisher/Graphics Specialist		10/12	0.60	15,998
	Wolfe, A.	Student Services Professional III		✓	1.00	58,332
<b>Total Staff</b>					6.60	\$ 330,218
<b>TOTAL CAREER SERVICES</b>					<b>7.60</b>	<b>\$ 400,598</b>
<b>TOTAL STUDENT AFFAIRS</b>					<b>160.90</b>	<b>\$ 7,766,255</b>

**CALIFORNIA STATE UNIVERSITY, FRESNO**  
SALARIES AS OF NOVEMBER, 2006

**ADMINISTRATIVE SERVICES**

DEPT	NAME	CLASS	AY	12 Mo.	TIMEBASE	ANNUAL SALARY
------	------	-------	----	--------	----------	---------------

**VP FOR ADMINISTRATION**

**OFFICE OF VP FOR ADMINISTRATION**

**MANAGEMENT**

Matson, C.	Administrator IV			1.00	\$	167,028
Mendoza, O.	Administrator I			1.00		38,508
<b>Total Management</b>					\$	205,536

**STAFF**

Malvestuto, B.	Administrative Support Coordinator		✓	1.00	\$	40,320
Tift, P.	Confidential Administrative Support		✓	1.00		70,704
<b>Total Staff</b>					\$	111,024

<b>TOTAL VP ADMINISTRATION</b>					<b>4.00</b>	<b>\$ 316,560</b>
--------------------------------	--	--	--	--	-------------	-------------------

**FINANCIAL MANAGEMENT**

**FINANCIAL MANAGEMENT**

**MANAGEMENT**

Katz, S.	Administrator III			1.00	\$	133,212
<b>Total Management</b>					\$	133,212
<b>TOTAL FINANCIAL MANAGEMENT</b>					<b>1.00</b>	<b>\$ 133,212</b>

**ACCOUNTING SERVICES**

**MANAGEMENT**

Almeida, J.	Administrator II			1.00	\$	68,736
Klein, J.	Administrator II			1.00		86,772
Loo, J.	Administrator II			1.00		85,008
Robinson, C.	Administrator III			1.00		98,808
<b>Total Management</b>					\$	339,324

**STAFF**

Aranaydo, C.	Student Personnel Technician, Financial Aids			0.80	\$	33,782
Burger, C.	Accounting Technician III			1.00		46,212
Carlson, C.	Accounting Technician II			0.75		28,215
Cheney, R.	Accounting Clerk			0.50		15,840
Cochran, T.	Accounting Technician II			0.50		20,442
Gomez Jr., J.	Accounting Technician I			1.00		30,324
Gonzalez, C.	Accounting Technician II			1.00		33,024
Hakker, N.	Accounting Technician III			1.00		44,880
Khan, A.	Accountant II			1.00		56,760
Lindal, S.	Accounting Technician III			1.00		46,860
Martinez, M.	Accounting Technician III			1.00		46,704
Maxwell, M.	Student Personnel Technician, Financial Aids			1.00		36,900
Mejia, M.	Student Personnel Technician, Financial Aids			1.00		41,364
Oliphant, C.	Accounting Technician III			1.00		38,328
Ramirez, E.	Accounting Technician II			1.00		33,024
Reyna- Navarro, C.	Student Personnel Technician, Financial Aids			1.00		42,348
Rodriguez-Alvarado, C.	Administrative Analyst/Specialist		✓	1.00		46,680
Ross-Urata, K.	Information Technology Consultant		✓	1.00		46,752
Soligian, P.	Administrative Analyst/Specialist		✓	1.00		57,600
Sprecher, J.	Accounting Technician III			1.00		46,020
Staton, S.	Accounting Technician II			1.00		35,340
Tamez, G.	Accounting Technician III			1.00		38,328
Villagomez, V.	Accounting Technician III			1.00		41,652
Vivian, L.	Accounting Technician II			1.00		36,840
Witte, M.	Accounting Technician III			1.00		42,480
<b>Total Staff</b>					23.55	\$ 986,699
<b>TOTAL ACCOUNTING SERVICES</b>					<b>27.55</b>	<b>\$ 1,326,023</b>

**CALIFORNIA STATE UNIVERSITY, FRESNO**  
**SALARIES AS OF NOVEMBER, 2006**

**ADMINISTRATIVE SERVICES**

DEPT	NAME	CLASS	AY	12 Mo.	TIMEBASE	ANNUAL SALARY
------	------	-------	----	--------	----------	---------------

**FINANCIAL MANAGEMENT**

**PAYROLL SERVICES**

**MANAGEMENT**

Vaquilar, S.	Administrator II			1.00	\$	85,224
<b>Total Management</b>						\$ 85,224

**STAFF**

Chavez, B.	Payroll Technician II			1.00	\$	35,820
Eastin, C.	Payroll Technician III			1.00		38,712
Gong, C.	Payroll Technician I			1.00		30,612
Papion, C.	Payroll Technician III			1.00		44,220
Taing, S.	Payroll Technician I			1.00		31,224
Veen, V.	Administrative Analyst/Specialist		✓	1.00		57,600
<b>Total Staff</b>						\$ 238,188
<b>TOTAL PAYROLL SERVICES</b>					<b>7.00</b>	<b>\$ 323,412</b>

**PROCUREMENT SERVICES**

**MANAGEMENT**

Phillips, M.	Administrator II			1.00	\$	76,428
<b>Total Management</b>						\$ 76,428

**STAFF**

Gillette, J.	Administrative Support Coordinator		✓	1.00	\$	33,744
Harbin, M.	Buyer II			1.00		46,656
Henderson, E.	Buyer III			1.00		55,200
Hutchens, K.	Administrative Support Assistant		✓	1.00		36,192
Matthew, V.	Buyer I			1.00		46,656
Siechert, T.	Buyer III			1.00		55,200
Westcott, L.	Buyer II			1.00		46,800
<b>Total Staff</b>						\$ 320,448
<b>TOTAL PROCUREMENT SERVICES</b>					<b>8.00</b>	<b>\$ 396,876</b>

**SHIPPING, RECEIVING AND PROPERTY MANAGEMENT**

**STAFF**

Burks, R.	Warehouse Worker			1.00	\$	37,860
Chavez, J.	Warehouse Worker			1.00		29,400
Jimenez Jr., R.	Property Clerk I			1.00		31,620
Pawlowski, J.	Warehouse Worker			1.00		37,860
Wright, R.	Property Clerk II			1.00		40,416
<b>Total Staff</b>						\$ 177,156
<b>SHIPPING, RECEIVING AND PROPERTY MANAGEMENT</b>					<b>5.00</b>	<b>\$ 177,156</b>

**PRINTING AND MAIL SERVICES**

**STAFF**

Koll, T.	Administrative Support Assistant		✓	1.00	\$	23,676
Sumler, Z.	Mail Clerk			1.00		28,200
Tapia, L.	Mail Services Supervisor I			1.00		32,484
Vang, T.	Mail Clerk			1.00		29,280
<b>Total Staff</b>						\$ 113,640
<b>TOTAL PRINTING AND MAIL SERVICES</b>					<b>4.00</b>	<b>\$ 113,640</b>
<b>TOTAL FINANCIAL MANAGEMENT</b>					<b>52.55</b>	<b>\$ 2,470,319</b>



**CALIFORNIA STATE UNIVERSITY, FRESNO**  
**SALARIES AS OF NOVEMBER, 2006**

**ADMINISTRATIVE SERVICES**

DEPT	NAME	CLASS	AY	12 Mo.	TIMEBASE	ANNUAL SALARY
------	------	-------	----	--------	----------	---------------

**PUBLIC SAFETY**

**PUBLIC SAFETY**

**MANAGEMENT**

Moll, D.	Administrator III			1.00	\$	106,836
<b>Total Management</b>						\$ 106,836

**STAFF**

McMichael, T.	Administrative Support Coordinator		✓	1.00	\$	31,836
<b>Total Staff</b>						\$ 31,836
<b>TOTAL PUBLIC SAFETY</b>					<b>2.00</b>	<b>\$ 138,672</b>

**POLICE**

**MANAGEMENT**

Canales-Shrum, G.	Administrator II			1.00	\$	82,800
Gaad, A.	Administrator II			1.00		82,800
Huerta, D.	Administrator III			1.00		91,788
<b>Total Management</b>					<b>3.00</b>	<b>\$ 257,388</b>

**STAFF**

Abbott, L.	Sergeant			1.00	\$	63,768
Alamano, L.	Administrative Support Coordinator		✓	1.00		32,460
Badorine, D.	Sergeant			1.00		63,768
Bergman III, R.	Police Officer			1.00		45,948
Cornell, C.	Police Officer			1.00		45,948
Cummings, J.	Police Officer			1.00		45,948
Curwick, J.	Police Officer			1.00		63,768
Gaffery, T.	Administrative Analyst/Specialist		✓	1.00		37,476
Guerero, T.	Corporal			1.00		50,568
Hill, A.	Corporal			1.00		50,568
Kelsey, J.	Police Dispatcher - 12 month		✓	1.00		46,284
Madrigal, R.	Police Officer			1.00		45,948
Manucharyan, T.	Police Officer			1.00		45,948
Mighaccio, P.	Administrative Support Coordinator		✓	1.00		38,580
Miles, E.	Public Safety Dispatcher			1.00		34,644
Mittelstead, C.	Public Safety Dispatcher			1.00		43,188
Olgin, R.	Police Officer			1.00		48,120
Rascon, G.	Police Officer			1.00		45,948
Sanchez, M.	Police Dispatcher		✓	1.00		37,176
Santos, I.	Police Dispatcher		✓	1.00		39,456
Struck, J.	Corporal			1.00		50,568
Washington, G.	Sergeant			1.00		68,292
<b>Total Staff</b>					<b>22.00</b>	<b>\$ 1,044,372</b>
<b>TOTAL POLICE</b>					<b>25.00</b>	<b>\$ 1,301,760</b>

**ENVIRONMENTAL SAFETY**

**MANAGEMENT**

Kao, E.	Administrator I			1.00	\$	63,012
Martinez, S.	Administrator II			1.00		93,048
<b>Total Management</b>					<b>2.00</b>	<b>\$ 156,060</b>

**STAFF**

Avedisian, R.	Administrative Analyst/Specialist		✓	1.00	\$	65,256
Burgess, M.	Administrative Analyst/Specialist		✓	1.00		36,000
Garza, T.	Administrative Analyst/Specialist		✓	1.00		58,368
Harris, E.	Administrative Analyst/Specialist		✓	1.00		37,476
Schotke, W.	Plumber I			1.00		61,872
Willis, J.	Administrative Support Coordinator		✓	1.00		41,436
<b>Total Staff</b>					<b>6.00</b>	<b>\$ 300,408</b>
<b>TOTAL ENVIRONMENTAL SAFETY</b>					<b>8.00</b>	<b>\$ 456,468</b>
<b>TOTAL PUBLIC SAFETY</b>					<b>35.00</b>	<b>\$ 1,896,900</b>

**CALIFORNIA STATE UNIVERSITY, FRESNO**  
**SALARIES AS OF NOVEMBER, 2006**

**ADMINISTRATIVE SERVICES**

DEPT	NAME	CLASS	AY	12 Mo.	TIMEBASE	ANNUAL SALARY
------	------	-------	----	--------	----------	---------------

**HUMAN RESOURCES**

**HUMAN RESOURCES**

**MANAGEMENT**

Parten, J.	Administrator IV			1.00	\$	116,004
Woods, E.	Administrator II			1.00		80,112
<b>Total Management</b>				2.00	\$	196,116

**STAFF**

Allen, I.	Confidential Office Support		✓	1.00	\$	40,176
Brase, L.	Analyst/Programmer		✓	1.00		75,456
Fares, R.	Administrative Support Assistant		✓	1.00		28,392
<b>Total Staff</b>				3.00	\$	144,024

<b>TOTAL HUMAN RESOURCES</b>				5.00	\$	340,140
------------------------------	--	--	--	------	----	---------

**EMPLOYMENT AND BENEFIT SERVICES**

**MANAGEMENT**

Dunn, M.	Administrator II			1.00	\$	77,700
Jenkins, D.	Administrator II			1.00		74,184
<b>Total Management</b>				2.00	\$	151,884

**STAFF**

Chavez, T.	Administrative Analyst/Specialist		✓	1.00	\$	42,744
Conway, S.	Administrative Support Assistant		✓	1.00		27,840
DiazVillegas, M.	Administrative Analyst/Specialist		✓	1.00		43,596
Freeman, D.	Administrative Analyst/Specialist		✓	1.00		42,744
Hawes, S.	Administrative Support Assistant		✓	0.60		16,704
Pardi, L.	Administrative Support Coordinator		✓	1.00		31,212
Phelps, L.	Administrative Analyst/Specialist		✓	1.00		43,080
Raus, L.	Administrative Support Assistant		✓	1.00		27,840
<b>Total Staff</b>				7.60	\$	275,760

<b>TOTAL EMPLOYMENT AND BENEFIT SERVICES</b>				9.60	\$	427,644
--	--	--	--	------	----	---------

**EMPLOYEE ASSISTANCE & DEVELOPMENT**

**MANAGEMENT**

Petenbrink, N.	Administrator II			1.00	\$	82,800
<b>Total Management</b>				1.00	\$	82,800

**STAFF**

Rego, E.	Administrative Support Coordinator		✓	1.00	\$	32,400
Franklin, T.	Administrative Support Coordinator		✓	0.50		22,086
<b>Total Staff</b>				1.50	\$	54,486

<b>TOTAL EMPLOYEE ASSISTANCE &amp; DEVELOPMENT</b>				2.50	\$	137,286
--	--	--	--	------	----	---------

<b>TOTAL HUMAN RESOURCES</b>				17.10	\$	905,070
------------------------------	--	--	--	-------	----	---------

<b>VP FOR ADMINISTRATION</b>				108.65	\$	5,588,849
------------------------------	--	--	--	--------	----	-----------

**CALIFORNIA STATE UNIVERSITY, FRESNO**  
**SALARIES AS OF NOVEMBER, 2006**

**ADMINISTRATIVE SERVICES**

DEPT	NAME	CLASS	AY	12 Mo.	TIMEBASE	ANNUAL SALARY
------	------	-------	----	--------	----------	---------------

**FACILITIES MANAGEMENT**

**PLANT OPERATIONS**

**PLANT OPERATIONS**

**MANAGEMENT**

Beddingfield, G.	Administrator II			1.00	\$	68,640
Boyd, R.	Administrator III			1.00		127,656
Finden, R.	Administrator II			1.00		87,192
Wilson, G.	Administrator II			1.00		92,040
<b>Total Management</b>				4.00	\$	375,528

**STAFF**

Janiel, M.	Associate Budget Analyst			1.00	\$	63,456
Olvera, A.	Administrative Support Assistant		✓	1.00		36,192
Simonian, S.	Storekeeper I			1.00		39,288
Velasquez, R.	Administrative Analyst/Specialist		✓	1.00		42,744
Wells, T.	Facilities Project Supver.			1.00		59,676
<b>Total Staff</b>				5.00	\$	241,356
<b>TOTAL PLANT OPERATIONS</b>				9.00	\$	616,884

**UTILITY PLANT- PERSONNEL**

**MANAGEMENT**

Cuneo, P.	Administrator II			1.00	\$	75,216
Smith, R.	Administrator II			1.00		82,884
<b>Total Management</b>				2.00	\$	158,100

**STAFF**

Ambriz, A.	Operating Engineer			1.00	\$	53,292
Armendariz, P.	Air Cond/Refrig Mechanic			1.00		64,392
Beasley, J.	Building Service Engineer			1.00		53,988
Caudillo, S.	Operating Engineer			1.00		52,344
Deegan, G.	Air Cond/Refrig Mechanic			1.00		56,700
Green, R.	Operating Engineer			1.00		54,792
Jackson, A.	Operating Engineer			1.00		52,620
Keeton, G.	Building Service Engineer			1.00		58,368
Knapp, R.	Air Cond/Refrig Mechanic			1.00		61,584
Syhavong, B.	Operating Engineer			1.00		51,996
Wemmer, S.	Air Cond/Refrig Mechanic			1.00		61,908
Wilson, P.	Air Cond/Refrig Mechanic			1.00		62,148
<b>Total Staff</b>				12.00	\$	684,132
<b>TOTAL UTILITY PLANT - PERSONNEL</b>				14.00	\$	842,232



**CALIFORNIA STATE UNIVERSITY, FRESNO**  
**SALARIES AS OF NOVEMBER, 2006**

**ADMINISTRATIVE SERVICES**

DEPT	NAME	CLASS	AY	12 Mo.	TIMEBASE	ANNUAL SALARY
------	------	-------	----	--------	----------	---------------

**FACILITIES MANAGEMENT**

**BUILDING MAINTENANCE SERVICES**

**MANAGEMENT**

Crow, A.	Administrator II			1.00	\$ 68,868
<b>Total Management</b>					1.00 \$ 68,868

**STAFF**

Anderson, S.	Maintenance Mechanic			1.00	\$ 54,168
Avina, L.	Facilities Worker I			1.00	47,100
Brawley, C.	Supervising Carpenter			1.00	56,484
Curtis, R.	Painter			1.00	52,044
Dennis, D.	Painter			1.00	52,044
Ford, J.	Lead Locksmith			1.00	64,560
Gonzales, F.	Facilities Worker I			1.00	45,708
Johnson, P.	Plumber			1.00	54,756
Maxey, J.	Carpenter			1.00	53,604
Mendoza, J.	Locksmith			1.00	59,700
Metzger, R.	Supervising Plumber			1.00	66,240
Prickett, J.	Electrician			1.00	54,756
Ramirez, M.	Plumber			1.00	59,232
Ramos, V.	Carpenter			1.00	54,432
Robertson, A.	Facilities Worker I			1.00	42,504
Rothschild, R.	Painter			1.00	52,044
Sanchez, J.	Facilities Worker I			1.00	45,876
Smith, R.	Maintenance Mechanic			1.00	52,008
Tift, C.	Electrician			1.00	54,756
Valencia, G.	Supervising Electrician			1.00	62,160
Viramontes, B.	Electrician			1.00	54,756
Wasson, B.	Electrician			1.00	54,756
Zarrinehteram, M.	Facilities Project Supervisor			1.00	62,652
<b>Total Staff</b>				23.00	\$ 1,256,340
<b>TOTAL BUILDING MAINTENANCE SERVICES</b>					<b>24.00 \$ 1,325,208</b>

**GROUPS MAINTENANCE SERVICES**

**MANAGEMENT**

McCaughy, R.	Administrator II			1.00	\$ 59,004
<b>Total Management</b>					1.00 \$ 59,004

**GROUPS MAINTENANCE SERVICES**

**STAFF**

Contreras, J. L.	Gardening Specialist			1.00	\$ 33,120
Frick, M.	Lead Groundswoker			1.00	45,228
Garcia, C.	Nursery Technician II			1.00	45,852
Garibay, D.	Groundswoker			1.00	35,472
Gazaway, C.	Groundswoker			1.00	36,396
Hernandez, L.	Facilities Worker I			1.00	44,808
Lara, A.	Light Automotive Equipment Operator			1.00	38,772
Lee, A.	Gardening Specialist			1.00	32,784
Llamas, A.	Gardener			1.00	42,612
Macias, M.	Groundswoker			1.00	32,508
Mark, R.	Gardening Specialist			1.00	42,432
Martinez, V.	Facilities Worker I			1.00	48,768
Maurer, L.	Lead Groundswoker			1.00	44,076
Mortiz, D.	Gardening Specialist			1.00	38,040
Nungaray, M.	Irrigation Specialist			1.00	40,284
Pasillas, B.	Irrigation Specialist			1.00	33,852
Pettit, L.	Lead Groundswoker			1.00	44,556
Pittman, S.	Gardening Specialist			1.00	41,712
Walton, A.	Groundswoker			1.00	35,856
Zenteno, E.	Gardening Specialist			1.00	38,760
<b>Total Staff</b>				20.00	\$ 795,888
<b>TOTAL GROUNDS MAINTENANCE SERVICES</b>					<b>21.00 \$ 854,892</b>

**CALIFORNIA STATE UNIVERSITY, FRESNO**  
**SALARIES AS OF NOVEMBER, 2006**

**ADMINISTRATIVE SERVICES**

DEPT	NAME	CLASS	AY	12 Mo.	TIMEBASE	ANNUAL SALARY
------	------	-------	----	-----------	----------	------------------

**FACILITIES MANAGEMENT**

**CUSTODIAL SERVICES**

**MANAGEMENT**

Escobedo, L.	Administrator I			1.00	\$	63,264
Jones, F.	Administrator I			1.00		47,196
Lopez, M.	Administrator I			1.00		49,752
Turner, P.	Administrator I			1.00		52,044
				<b>Total Management</b>		<b>\$ 212,256</b>

**STAFF**

Acosta, J.	Custodian			1.00	\$	25,944
Bailey, A.	Lead Custodian			1.00		35,196
Berg, T.	Custodian			0.50		15,792
Bernal, A.	Custodian			1.00		32,604
Brewer Jr., L.	Custodian			1.00		25,440
Burton, K.	Custodian			1.00		26,520
Bustos, C.	Custodian			1.00		32,988
Cruz, R.	Custodian			1.00		32,484
Davis, J.	Custodian			1.00		31,092
Davis, K.	Custodian			1.00		25,440
Escalante, E.	Custodian			1.00		25,440
Glover, E.	Custodian			1.00		27,264
Gomez, R.	Custodian			1.00		31,080
Hamilton, E.	Custodian			1.00		25,440
Heard, W.	Custodian			1.00		31,584
Hunt, G.	Lead Custodian			1.00		32,808
Johnson, S.	Custodian			1.00		31,488
Johnston, D.	Custodian			1.00		32,472
Jones, L.	Custodian			1.00		27,576
Lopez, E.	Custodian			1.00		30,984
Lucatero, J.	Custodian			1.00		26,208
Madrigal, G.	Custodian			1.00		27,636
McPeters, O.	Custodian			1.00		32,052
Melendez, A.	Custodian			1.00		28,128
Nino, A.	Custodian			1.00		28,620
Packard, J.	Custodian			1.00		25,440
Perez, C.	Custodian			1.00		29,796
Perez, J.	Custodian			1.00		31,992
Perez, R.	Lead Custodian			1.00		29,760
Reyes, D.	Custodian			1.00		25,440
Rebollar, M.	Custodian			1.00		26,976
Romero, R.	Custodian			1.00		27,156
Smith, C.	Custodian			1.00		30,324
Sosa, P.	Custodian			1.00		27,240
Tejeda, A.	Custodian			1.00		31,080
Torres, A.	Custodian			1.00		30,984
Vang, C.	Custodian			1.00		25,440
Vartanian, A.	Custodian			1.00		25,944
Villalobos, R.	Lead Custodian			1.00		34,356
Weakley, L.	Custodian			1.00		31,584
Williams, C.	Lead Custodian			1.00		34,440
Yang, C.	Custodian			1.00		25,944
Yang, G.	Custodian			1.00		25,440
Young, C.	Custodian			1.00		31,992
Zavala, J.	Custodian			1.00		25,440
				<b>Total Staff</b>		<b>\$ 1,299,048</b>
				<b>TOTAL CUSTODIAL SERVICES</b>		<b>\$ 1,511,304</b>

**CALIFORNIA STATE UNIVERSITY, FRESNO**  
**SALARIES AS OF NOVEMBER, 2006**

<b>ADMINISTRATIVE SERVICES</b>
--------------------------------

DEPT	NAME	CLASS	AY	12 Mo.	TIMEBASE	ANNUAL SALARY
------	------	-------	----	--------	----------	---------------

<b>FACILITIES MANAGEMENT</b>
------------------------------

**DEFERRED MAINTENANCE & REPAIR**

**STAFF**

Fullner, D.	Electrician			1.00	\$ 59,676
Lewis, Sr., D.	Groundswoker			1.00	30,624
McCormick, K.	Supervising Painter			1.00	62,496
Ray, J.	Painter			1.00	53,088
<b>Total Staff</b>				4.00	\$ 205,884
<b>TOTAL DEFERRED MAINTENANCE &amp; REPAIR</b>				4.00	\$ 205,884

<b>TOTAL PLANT OPERATIONS</b>	<b>120.50</b>	<b>\$ 5,356,404</b>
-------------------------------	---------------	---------------------

<b>FACILITIES PLANNING</b>
----------------------------

**MANAGEMENT**

Johnson, K.	Administrator II			1.00	\$ 81,792
<b>Total Management</b>				1.00	\$ 81,792

**STAFF**

Hamamoto, Y.	Administrative Analyst/Specialist		✓	1.00	\$ 59,040
Jackson, S.	Information Technology Consultant		✓	1.00	71,472
Mahajan, D.	Administrative Analyst/Specialist		✓	1.00	44,796
Moritz, W.	Administrative Analyst/Specialist		✓	1.00	46,968
Pauls, K.	Administrative Analyst/Specialist		✓	1.00	43,584
Perez, A.	Administrative Analyst/Specialist		✓	1.00	73,500
Rodriguez, N.	Administrative Support Coordinator		✓	1.00	39,864
Seltzer-Hoffman, C.	Administrative Analyst/Specialist		✓	1.00	80,400
Wallet-Loyd, S.	Administrative Analyst/Specialist		✓	1.00	77,208
<b>Total Staff</b>				9.00	\$ 536,832
<b>TOTAL FACILITIES PLANNING</b>				10.00	\$ 618,624

<b>SUBTOTAL PLANT OPERATIONS</b>	<b>130.50</b>	<b>\$ 5,975,028</b>
----------------------------------	---------------	---------------------

<b>TOTAL ADMINISTRATIVE SERVICES SALARIES</b>	<b>239.15</b>	<b>\$ 11,563,877</b>
---	---------------	----------------------



**CALIFORNIA STATE UNIVERSITY, FRESNO**  
**SALARIES AS OF NOVEMBER, 2006**

UNIVERSITY ADVANCEMENT						
DEPT	NAME	CLASS	AY	12 Mo.	TIMEBASE	ANNUAL SALARY
VP FOR UNIVERSITY ADVANCEMENT						
<b>MANAGEMENT</b>						
	Larson, R.	Administrator II			1.00	\$ 96,732
	Smits, P.	Administrator IV			1.00	170,688
<b>Total Management</b>					2.00	\$ 267,420
<b>STAFF</b>						
	Burks, G.	Administrative Analyst/Specialist		✓	1.00	\$ 51,372
	Hunter, M.	Administrative Support Assistant		✓	1.00	31,320
	Nunez, D.	Administrative Support Assistant		✓	1.00	31,236
<b>Total Staff</b>					3.00	\$ 113,928
<b>TOTAL VP FOR UNIVERSITY ADVANCEMENT</b>					<b>5.00</b>	<b>\$ 381,348</b>
UNIVERSITY DEVELOPMENT						
<b>MANAGEMENT</b>						
	Arreguin, J.	Administrator II			1.00	\$ 76,092
	Bollinger, M.	Administrator II			1.00	100,008
	Fenske, S.	Administrator II			1.00	74,412
	Gomes, A.	Administrator II			1.00	77,112
	Hinds, R.	Administrator II			1.00	75,792
	Jansen, L.	Administrator II			1.00	70,008
	Lucka, D.	Administrator II			1.00	72,180
	Oliver, S.	Administrator II			1.00	65,988
	Perez, C.	Administrator II			1.00	67,740
	Spriggs, S.	Administrator II			1.00	72,180
	Widmer, C.	Administrator II			1.00	107,232
<b>Total Management</b>					11.00	\$ 858,744
<b>TOTAL UNIVERSITY DEVELOPMENT OFFICE</b>					<b>11.00</b>	<b>\$ 858,744</b>
ADVANCEMENT SERVICES						
<b>MANAGEMENT</b>						
	Perez, A.	Administrator I			1.00	\$ 70,848
<b>Total Management</b>					1.00	\$ 70,848
<b>STAFF</b>						
	Austin, S.	Administrative Support Assistant		✓	1.00	\$ 33,384
	Sotelo, M.	Administrative Analyst/Specialist		✓	1.00	53,580
<b>Total Staff</b>					2.00	\$ 86,964
<b>TOTAL ADVANCEMENT SERVICES</b>					<b>3.00</b>	<b>\$ 157,812</b>

**CALIFORNIA STATE UNIVERSITY, FRESNO**  
**SALARIES AS OF NOVEMBER, 2006**

<b>UNIVERSITY ADVANCEMENT</b>
-------------------------------

DEPT	NAME	CLASS	AY	12 Mo.	TIMEBASE	ANNUAL SALARY
------	------	-------	----	--------	----------	---------------

<b>UNIVERSITY COMMUNICATIONS</b>
----------------------------------

**MANAGEMENT**

Armbruster, S.	Administrator II			1.00	\$ 68,844
Aydelotte, M.	Administrator III			1.00	121,260
Whitworth, B.	Administrator II			1.00	62,700
<b>Total Management</b>				3.00	\$ 252,804

**STAFF**

Adona-Juarez, M.	Telephone Operator			1.00	\$ 24,636
Gonzalez, E.	Administrative Analyst/Specialist		✓	1.00	37,416
Graves, T.	Graphic Designer		✓	1.00	41,604
Helling, P.	Graphic Designer		✓	1.00	54,780
Langridge, A.	Administrative Analyst/Specialist		✓	1.00	36,072
Medeiros, K.	Graphic Designer		✓	1.00	45,012
Schulthies, A.	Pub Affairs/Comm Spec		✓	1.00	45,768
Uribe, T.	Pub Affairs/Comm Spec		✓	1.00	49,644
<b>Total Staff</b>				8.00	\$ 334,932

<b>TOTAL UNIVERSITY COMMUNICATIONS</b>	<b>11.00</b>	<b>\$ 587,736</b>
--	--------------	-------------------

<b>ALUMNI RELATIONS</b>
-------------------------

**MANAGEMENT**

Glasener, J.	Administrator II			1.00	\$ 81,996
Reyna, L.	Administrator I			1.00	48,000
<b>Total Management</b>				2.00	\$ 129,996

**STAFF**

May, L.	Administrative Analyst/Specialist		✓	1.00	\$ 46,980
Ramos, P.	Administrative Support Coordinator		✓	1.00	30,756
Sewell, D.	Administrative Support Coordinator		✓	1.00	35,520
<b>Total Staff</b>				3.00	\$ 113,256

<b>TOTAL ALUMNI RELATIONS</b>	<b>5.00</b>	<b>\$ 243,252</b>
-------------------------------	-------------	-------------------

<b>TOTAL UNIVERSITY ADVANCEMENT SALARIES</b>	<b>35.00</b>	<b>\$ 2,228,892</b>
--	--------------	---------------------

**CALIFORNIA STATE UNIVERSITY, FRESNO**  
**SALARIES AS OF NOVEMBER, 2006**

<b>EXECUTIVE</b>						
------------------	--	--	--	--	--	--

DEPT	NAME	CLASS	AY	12 Mo.	TIMEBASE	ANNUAL SALARY
------	------	-------	----	--------	----------	---------------

<b>OFFICE OF THE PRESIDENT</b>
--------------------------------

**MANAGEMENT**

Babick, M.	Administrator II			1.00	\$ 100,044
Tapia, M.	Administrator II			1.00	76,152
Welty, J.	President			1.00	253,836
<b>Total Management</b>				3.00	\$ 430,032

**STAFF**

Frye, M.	Administrative Support Coordinator		✓	0.75	\$ 28,836
Martinusen, S.	Administrative Support Assistant		✓	0.50	14,196
Melikian, M.	Administrative Support Coordinator		✓	1.00	31,212
Nelson, M.	Presidential Aide			1.00	72,144
<b>Total Staff</b>				3.25	\$ 146,388

<b>TOTAL OFFICE OF THE PRESIDENT</b>				<b>6.25</b>	<b>\$ 576,420</b>
--------------------------------------	--	--	--	-------------	-------------------

**KENNETH L. MADDY INSTITUTE**

**MANAGEMENT**

Keppler, M.	Administrator II			1.00	\$ 117,276
Strom, N.	Administrator II			1.00	90,000
<b>Total Management</b>				2.00	\$ 207,276

<b>TOTAL KENNETH L. MADDY INSTITUTE</b>				<b>2.00</b>	<b>\$ 207,276</b>
---	--	--	--	-------------	-------------------

<b>BUDGET AND TREASURY MANAGEMENT</b>
---------------------------------------

**MANAGEMENT**

Armendariz, T.	Administrator II			1.00	\$ 64,080
Davis, S.	Administrator II			1.00	82,800
<b>Total Management</b>				2.00	\$ 146,880

**STAFF**

Lewis, P.	Associate Budget Analyst			1.00	\$ 63,456
<b>Total Staff</b>				1.00	\$ 63,456

<b>TOTAL BUDGET AND TREASURY MANAGEMENT</b>				<b>3.00</b>	<b>\$ 210,336</b>
---	--	--	--	-------------	-------------------

<b>TOTAL EXECUTIVE SALARIES</b>				<b>11.25</b>	<b>\$ 994,032</b>
---------------------------------	--	--	--	--------------	-------------------



**CALIFORNIA STATE UNIVERSITY, FRESNO**  
**SALARIES AS OF NOVEMBER, 2006**

**CALIFORNIA STATE UNIVERSITY, FRESNO ATHLETIC CORPORATION**

DEPT	NAME	CLASS	AY	12 Mo.	TIMEBASE	ANNUAL SALARY
------	------	-------	----	--------	----------	---------------

FACULTY						
	Batesole, M.	Head Coach		✓	1.00	\$ 102,480
	Baxter, J.	Coach		✓	1.00	97,776
	Berg, L.	Coaching Assistant		✓	1.00	47,448
	Brown, D.	Coach		✓	1.00	97,776
	Ferreira, E.	Coach		✓	1.00	89,676
	Frank, J.	Coach		✓	1.00	72,456
	Frazier, D.	Coach		✓	1.00	80,004
	Green, M.	Coaching Assistant		✓	1.00	51,756
	Hagen, S.	Coach		✓	1.00	97,776
	Jones, S.	Coach		✓	1.00	68,796
	Langley, F.	Coaching Assistant		✓	1.00	51,756
	Locklin, K.	Coach		✓	1.00	97,776
	Mason, T.	Coach		✓	1.00	97,776
	Nieves, R.	Head Coach		✓	1.00	87,972
	Schroyer, H.	Coach		✓	1.00	97,776
	Silva, T.	Coach		✓	1.00	65,004
	Skipper, T.	Coach		✓	1.00	80,004
	Terra, M.	Coaching Specialist		✓	1.00	51,756
	Watney, M.	Head Coach		10/12	1.00	84,840
	Winslow, J.	Coaching Specialist		✓	1.00	43,128
<b>Total Faculty</b>					<b>20.00</b>	<b>\$ 1,563,732</b>

MANAGEMENT						
	Boeh, T.	Administrator IV			1.00	\$ 208,620
	Cleveland, S.	Administrator IV			1.00	208,620
	Diboll, D.	Administrator II			1.00	79,752
	Enns, R.	Administrator I			1.00	49,872
	Gutkind, S.	Administrator II			1.00	60,000
	Hill, P.	Administrator IV			1.00	208,620
	Ladwig, P.	Administrator II			1.00	102,768
	Lucier, J.	Administrator II			1.00	65,004
	Mosher, B.	Administrator III			1.00	109,200
	Rupcich, M.	Administrator I			1.00	53,688
	Walaitis, G.	Administrator II			1.00	107,016
	Wiggins, A.	Administrator IV			1.00	115,008
	Wright, M.	Administrator IV			1.00	109,008
<b>Total Management</b>					<b>13.00</b>	<b>\$ 1,477,176</b>

STAFF						
	Cavaco, S.	Media Prod Specialist		✓	1.00	\$ 48,000
	Fong, H.	Administrative Support Coordinator		✓	1.00	34,728
	Teachey, S.	Public Affairs/Comm Specialist		✓	1.00	54,996
<b>Total Staff</b>					<b>3.00</b>	<b>\$ 137,724</b>

<b>TOTAL CSU, FRESNO ATHLETIC CORPORATION SALARIES</b>					<b>36.00</b>	<b>\$ 3,178,632</b>
--	--	--	--	--	--------------	---------------------

**CALIFORNIA STATE UNIVERSITY, FRESNO**  
**SALARIES AS OF NOVEMBER, 2006**

**INFORMATION TECHNOLOGY**

DEPT	NAME	CLASS	AY	12 Mo.	TIMEBASE	ANNUAL SALARY
------	------	-------	----	--------	----------	---------------

**TEACHING, LEARNING & TECHNOLOGY**

**TEACHING, LEARNING & TECHNOLOGY**

**MANAGEMENT**

Harding, E.	Administrator III			1.00		\$ 117,060
<b>Total Management</b>					1.00	\$ 117,060

**STAFF**

Aguayo, C.	Accounting Technician III			1.00		\$ 38,328
Blake, J.	Information Technology Consultant		✓	1.00		53,040
Colvin, J.	Equipment Technician II, Electro-Mechanical			1.00		46,488
Feist, M.	Broadcast Engineer			1.00		70,740
Frazier, C.	Media Production Specialist		✓	1.00		39,324
Garvin, T.	Information Technology Consultant		✓	1.00		71,172
Haar, R.	Information Technology Consultant		✓	1.00		69,900
Hodges, J.	Equipment Technician II, Electro-Mechanical			1.00		41,100
Holt, D.	Equipment Technician II, Electro-Mechanical			1.00		52,164
Mills, R.	Broadcast Engineer			1.00		65,184
Rawn, J.	Administrative Analyst/Specialist		✓	1.00		42,744
Reynolds, J.	Information Technology Consultant		✓	1.00		70,956
Robinson, H.	Administrative Support Assistant		✓	1.00		28,681
Schmidt, P.	Information Technology Consultant		✓	1.00		69,900
Vaughn-Dotta, R.	Media Production Specialist		✓	1.00		52,284
West, E.	Information Technology Consultant		✓	1.00		51,132
<b>Total Staff</b>					16.00	\$ 863,137
<b>TOTAL TEACHING, LEARNING &amp; TECHNOLOGY</b>					<b>17.00</b>	<b>\$ 980,197</b>

**DIGITAL CAMPUS**

**STAFF**

Bach, S.	Analyst/Programmer		✓	1.00		\$ 48,912
Fisher, M.	Information Technology Consultant		✓	1.00		70,812
Rodriguez, M.	Administrative Support Coordinator		✓	1.00		35,904
Truelsen, D.	Information Technology Consultant		✓	1.00		84,072
Tsai, J.	Analyst/Programmer		✓	1.00		81,192
<b>Total Staff</b>					5.00	\$ 320,892
<b>TOTAL DIGITAL CAMPUS</b>					<b>5.00</b>	<b>\$ 320,892</b>
<b>TOTAL TEACHING, LEARNING &amp; TECHNOLOGY</b>					<b>22.00</b>	<b>\$ 1,301,089</b>

**CALIFORNIA STATE UNIVERSITY, FRESNO**  
**SALARIES AS OF NOVEMBER, 2006**

**INFORMATION TECHNOLOGY**

DEPT	NAME	CLASS	AY	12 Mo.	TIMEBASE	ANNUAL SALARY
<b>CAMPUS INFORMATION SYSTEM (CIS)</b>						
<b>MANAGEMENT</b>						
	Briar, J.	Administrator III			1.00	\$ 113,064
	Clausen, F.	Administrator III			1.00	96,396
<b>Total Management</b>					2.00	\$ 209,460
<b>STAFF</b>						
	Adams, L.	Analyst/Programmer		✓	1.00	\$ 69,900
	Barker, B.	Analyst/Programmer		✓	1.00	85,608
	Baum, H.	Analyst/Programmer		✓	1.00	63,648
	Charest, D.	Analyst/Programmer		✓	1.00	70,740
	Conway, C.	Analyst/Programmer		✓	1.00	67,800
	Elder, M.	Analyst/Programmer		✓	1.00	70,080
	Hays, M.	Analyst/Programmer		✓	1.00	87,780
	Hensley, G.	Analyst/Programmer		✓	1.00	65,592
	Howell, J.	Analyst/Programmer		✓	1.00	54,132
	Jones, E.	Analyst/Programmer		✓	1.00	68,004
	Mahoney, K.	Analyst/Programmer		✓	1.00	57,276
	McVey, J.	Analyst/Programmer		✓	1.00	69,048
	Morilla, D.	Analyst/Programmer		✓	1.00	68,436
	Peterson, G.	Analyst/Programmer		✓	1.00	54,144
	Tanielian, H.	Analyst/Programmer		✓	1.00	83,928
	Travis Ellis, C.	Information Technology Consultant		✓	1.00	48,912
	Wagenleitner, J.	Analyst/Programmer		✓	1.00	74,844
	Watson, C.	Information Technology Consultant		✓	1.00	50,556
	Weigel, J.	Analyst/Programmer		✓	1.00	64,704
	Wielicki, A.	Analyst/Programmer		11/12	1.00	62,460
<b>Total Staff</b>					20.00	\$ 1,337,592
<b>TOTAL CAMPUS INFORMATION SYSTEMS</b>					<b>22.00</b>	<b>\$ 1,547,052</b>



**CALIFORNIA STATE UNIVERSITY, FRESNO**  
**SALARIES AS OF NOVEMBER, 2006**

INFORMATION TECHNOLOGY						
DEPT	NAME	CLASS	AY	12 Mo.	TIMEBASE	ANNUAL SALARY
<b>INFORMATION TECHNOLOGY SERVICES (ITS)</b>						
<b>MANAGEMENT</b>						
	Boes, R.	Administrator III			1.00	\$ 113,928
	Martin, D.	Administrator III			1.00	102,036
	Michael, J.	Administrator III			1.00	97,644
<b>Total Management</b>					3.00	\$ 313,608
<b>STAFF</b>						
	Amaro, S.	Operating Systems Analyst		✓	1.00	\$ 70,632
	Barbery, G.	Administrative Analyst/Special		✓	1.00	38,988
	Bates, H.	Information Technology Consultant		✓	1.00	47,952
	Blain, E.	Administrative Support Coordinator		✓	1.00	40,752
	Bracamonte, A.	Administrative Support Assistant		✓	1.00	28,104
	Chou, C.	Operating Systems Analyst		10/12	1.00	60,780
	Ciluffo, T.	Information Technology Consultant		✓	1.00	38,064
	DeLeon, S.	Senior Data Control Technician			1.00	36,180
	Denny, H.	Information Technology Consultant		✓	1.00	38,064
	Gagne, T.	Administrative Analyst/Special		✓	1.00	46,680
	Garvey, M.	Operating Systems Analyst		✓	1.00	61,464
	Hancock, C.	Information Technology Consultant		✓	1.00	78,420
	Harding, M.	Information Technology Consultant		✓	1.00	48,912
	Heeren, K.	Information Technology Consultant		✓	1.00	38,064
	Hernandez, D.	Information Technology Consultant		✓	1.00	38,064
	Jensen, P.	Operating Systems Analyst		✓	1.00	78,516
	King, G.	Information Technology Consultant		✓	1.00	38,064
	List, E.	Operating Systems Analyst		✓	1.00	73,056
	Mize, M.	Operating Systems Analyst		✓	1.00	65,304
	Newsome, J.	Information Technology Consultant		✓	1.00	38,064
	O'Boylan, K.	Information Technology Consultant		✓	1.00	50,376
	Schlundt, E.	Information Technology Consultant		✓	1.00	48,912
	Villegas, R.	Network Analyst		✓	1.00	89,280
	Wells, J.	Information Technology Consultant		✓	1.00	48,912
<b>Total Staff</b>					24.00	\$ 1,241,604
<b>TOTAL INFORMATION TECHNOLOGY SERVICES (ITS)</b>					<b>27.00</b>	<b>\$ 1,555,212</b>

**CALIFORNIA STATE UNIVERSITY, FRESNO**  
**SALARIES AS OF NOVEMBER, 2006**

**INFORMATION TECHNOLOGY**

DEPT	NAME	CLASS	AY	12 Mo.	TIMEBASE	ANNUAL SALARY
------	------	-------	----	-----------	----------	------------------

**TELE-COMMUNICATIONS**

**STAFF**

Cook, C.	Network Analyst		✓	1.00	\$ 61,968
Douglas, A.	Administrative Support Assistant		✓	1.00	36,192
Grijalva, J.	Equipment Technician II, Electronic			1.00	46,044
Kachadoorian, J.	Equipment Systems Specialist		✓	1.00	40,416
Lewis, G.	Network Analyst - 12 month		✓	1.00	77,208
Makar, E.	Administrative Support Assistant		✓	1.00	36,024
Martinez, L.	Equipment Technician III, Electronic			1.00	56,004
Scherer, C.	Equipment Systems Specialist		✓	1.00	52,920
Sheldon, N.	Analyst/Programmer - 12 month		✓	1.00	47,952
Torres, J.	Equipment Systems Specialist		✓	1.00	56,064
Ward, R.	Equipment Systems Specialist		✓	1.00	48,876
Williamson, D.	Equipment Systems Specialist		✓	1.00	40,416
<b>Total Staff</b>				12.00	\$ 600,084
<b>TOTAL TELE-COMMUNICATIONS</b>				<b>12.00</b>	<b>\$ 600,084</b>

**TOTAL INFORMATION TECHNOLOGY SALARIES**

**83.00**

**\$ 5,003,437**

**CALIFORNIA STATE UNIVERSITY, FRESNO**  
**SALARIES AS OF NOVEMBER, 2006**

**GENERAL FUND**

**REIMBURSED ACTIVITIES**

DEPT	NAME	CLASS	AY	12 Mo.	TIMEBASE	ANNUAL SALARY
------	------	-------	----	-----------	----------	------------------

**MANAGEMENT**

Adishian-Astone, D.	Administrator IV				1.00	\$ 140,892
Angle, P.	Administrator II				1.00	57,672
Dunn, M.	Administrator III				1.00	137,160
Jamra, E.	Administrator II				1.00	108,672
Milutinovich, D.	Administrator III				1.00	97,179
Puphal, S.	Administrator II				1.00	56,664
Reyna, L.	Administrator II				1.00	58,008
Robertson, P.	Administrator I				1.00	60,000
<b>Total Management</b>					<b>8.00</b>	<b>\$ 716,247</b>

**STAFF**

Fagundes, M.	Administrative Analyst/Specialist			✓	1.00	\$ 45,000
Laird, P.	Administrative Analyst/Specialist			✓	1.00	42,744
Melvold, C.	Administrative Analyst/Specialist			✓	1.00	43,596
Seibert, H.	Administrative Analyst/Specialist			✓	1.00	45,000
Shaffer, S.	Administrative Analyst/Specialist			✓	1.00	45,816
<b>Total Staff</b>					<b>5.00</b>	<b>\$ 222,156</b>

<b>TOTAL REIMBURSED ACTIVITIES SALARIES</b>					<b>13.00</b>	<b>\$ 938,403</b>
---	--	--	--	--	--------------	-------------------

**TRUST FUNDS**

**CONTINUING AND GLOBAL EDUCATION FUND**

**MANAGEMENT**

Gonzalez, B.	Administrator III				1.00	\$ 130,440
<b>Total Management</b>					<b>1.00</b>	<b>\$ 130,440</b>

**STAFF**

Acosta, M.	Administrative Support Assistant			✓	1.00	\$ 30,720
Brassfield, K.	Administrative Support Assistant			✓	1.00	31,944
Dryden, D.	Administrative Support Assistant			✓	1.00	46,704
Griffin, S.	Administrative Support Assistant			✓	1.00	46,020
Hawksworth, S.	Extended Education Specialist II				1.00	58,824
Hollenbeck, T.	Public Affairs/Comm Specialist			✓	1.00	35,004
Rodriguez, D.	Administrative Support Coordinator			✓	1.00	34,896
Smith, C.	Administrative Support Coordinator			✓	1.00	37,776
<b>Total Staff</b>					<b>8.00</b>	<b>\$ 321,888</b>

<b>TOTAL CONTINUING AND GLOBAL EDUCATION FUND SALARIES</b>					<b>9.00</b>	<b>\$ 452,328</b>
--	--	--	--	--	-------------	-------------------



**CALIFORNIA STATE UNIVERSITY, FRESNO**  
**SALARIES AS OF NOVEMBER, 2006**

**HEALTH FEES FUNDS**

DEPT	NAME	CLASS	AY	12 Mo.	TIMEBASE	ANNUAL SALARY
MANAGEMENT						
	Haugen, L.	Administrator II			1.00	\$ 85,632
	Paull, R.	Administrator IV			1.00	165,732
	Simonson, D.	Administrator II			1.00	85,428
Total Management					3.00	\$ 336,792
STAFF						
	Abraham, A.	Physician			1.00	\$ 127,656
	Andersen, S.	Licensed Vocational Nurse			1.00	37,500
	Archacki, S.	Administrative Support Assistant		11/12	1.00	33,636
	Arnest, M.	Licensed Vocational Nurse			1.00	28,800
	Avila, R.	Physician			1.00	108,000
	Beaver, R.	Administrative Support Assistant		✓	1.00	23,676
	Carleton, P.	Health Records Technician			1.00	43,200
	Carrasco, J.	Radiologic Technologist I			1.00	51,240
	Collom, P.	Clinical Lab Technician I			1.00	49,212
	Comelli, A.D.	Physician			1.00	116,784
	Doyle, S.	Administrative Support Assistant		✓	1.00	23,676
	Erickson, S.	Nurse Practitioner - 12 month			1.00	68,700
	Gibson, V.	Administrative Support Assistant		✓	1.00	27,384
	Gitchel, S.	Administrative Analyst/Specialist		✓	1.00	63,000
	Hamm, M.	Nurse Practitioner - 10 month			1.00	67,068
	Irish, B.	Nurse Practitioner - 12 month		✓	1.00	68,700
	Jackson, E.	Licensed Vocational Nurse			1.00	36,372
	Jackson, P.	Licensed Vocational Nurse			1.00	38,268
	Little, D.	Physician			1.00	116,412
	Miller, F.	Clinical Aid II			1.00	27,600
	Molina, A.	Physician			1.00	140,112
	Morris, S.	Health Educator			0.75	42,228
	Nehring, D.	Physical Therapist II			1.00	51,396
	Ochoa, S.	Administrative Analyst/Specialist		✓	1.00	57,492
	Pettitt, C..	Health Educator			1.00	50,004
	Press, L.	Physician - 12 month		✓	0.05	6,114
	Pursell, D.	Licensed Vocational Nurse			1.00	30,252
	Ramos, E.	Clinical Lab Technician II			1.00	68,436
	Reid, C.	Administrative Support Assistant		10/12	1.00	26,868
	Romero, M.	Administrative Support Assistant		10/12	1.00	23,208
	Russler, R.	Nurse Practitioner			1.00	77,136
Total Staff					29.80	\$ 1,730,130

**TOTAL HEALTH FEES FUNDS SALARIES**

**32.80**

**\$ 2,066,922**

**CALIFORNIA STATE UNIVERSITY, FRESNO**  
**SALARIES AS OF NOVEMBER, 2006**

LOTTERY EDUCATION						
DEPT	NAME	CLASS	AY	12 Mo.	TIMEBASE	ANNUAL SALARY
FACULTY MENTORING						
<i>STAFF</i>						
	Hall, L.	Administrative Support Assistant		✓	1.00	\$ 30,576
<i>Total Staff</i>					1.00	\$ 30,576
TOTAL FACULTY MENTORING SALARIES					1.00	\$ 30,576
TOTAL LOTTERY EDUCATION SALARIES					1.00	\$ 30,576

**CALIFORNIA STATE UNIVERSITY, FRESNO**  
**SALARIES AS OF NOVEMBER, 2006**

**PARKING AND TRANSPORTATION FUNDS**

DEPT	NAME	CLASS	AY	12 Mo.	TIMEBASE	ANNUAL SALARY
------	------	-------	----	--------	----------	---------------

**PARKING FEES**

**STAFF**

Boling, K..	Parking Officer		✓	1.00	\$	28,692
Brantley, D.	Parking Officer		✓	1.00		30,600
Camacho, B.	Parking Officer		✓	1.00		31,296
Cha, J.	Parking Officer		✓	1.00		27,288
Cowings, M.	Community Services Specialist		✓	1.00		31,296
Crossbuck, J.	Community Services Specialist		✓	1.00		27,876
Evans III, J.	Parking Officer		✓	1.00		27,288
Garcia, A.	Administrative Support Coord		✓	1.00		31,212
Gatzman, M.	Administrative Analyst/Specialist		✓	1.00		38,628
Hung, J..	Parking Officer		✓	1.00		30,600
Jones, T.	Community Services Specialist		✓	1.00		35,988
Leanos, J.	Parking Officer		✓	1.00		27,828
Lerma, M.	Community Services Spec		✓	1.00		27,331
Martinez, F.	Administrative Analyst/Specialist		✓	1.00		56,700
Montes, J.	Community Services Specialist		✓	1.00		27,331
Napoletano Jr., F.	Parking Officer		✓	1.00		34,620
Ortega, M.	Parking Officer		✓	1.00		31,296
Quesada, M.	Administrative Support Assistant		✓	1.00		30,684
Ramirez, N.	Parking Officer		✓	1.00		34,620
Reyes, R.	Parking Officer		✓	1.00		27,828
Roman, M.	Parking Officer		✓	1.00		31,296
Soghoian, D.	Parking Officer		✓	1.00		27,828
Whitener, H.	Parking Officer		✓	1.00		27,331
<b>Total Staff</b>					23.00	\$ 725,457

<b>TOTAL PARKING FEES SALARIES</b>					<b>23.00</b>	<b>\$ 725,457</b>
------------------------------------	--	--	--	--	--------------	-------------------

<b>TOTAL PARKING AND TRANSPORTATION FUNDS SALARIES</b>					<b>23.00</b>	<b>\$ 725,457</b>
--	--	--	--	--	--------------	-------------------



**CALIFORNIA STATE UNIVERSITY, FRESNO**  
SALARIES AS OF NOVEMBER, 2006

**OTHER TRUST FUNDS**

FUND	NAME	CLASS	AY	12 Mo.	TIMEBASE	ANNUAL SALARY
------	------	-------	----	--------	----------	---------------

**ACCOUNTING SERVICES - SERVICE CHARGE TRUST**

**MANAGEMENT**

Shackleton, M.	Administrator II		✓	1.00	\$ 60,000
<b>Total Management</b>					1.00 \$ 60,000

**STAFF**

Aquino, G.	Accounting Clerk		✓	1.00	\$ 25,620
Paley, A.	Accounting Technician II		✓	1.00	35,160
Vongdara, B.	Accounting Technician II		✓	1.00	38,040
<b>Total Staff</b>					3.00 \$ 98,820
<b>TOTAL ACCOUNTING SERVICES</b>					4.00 \$ 158,820

**CALIFORNIA WATER INSTITUTE**

**MANAGEMENT**

Canessa, P.	Administrator II			1.00	89,232
<b>Total Management</b>					1.00 \$ 89,232

**STAFF**

Golden, D.	Laboratory Assistant II			1.00	29,124
Sebasto, T.	Admin Analyst/Specialist		✓	1.00	52,897
Suryadi, E.	Admin Analyst/Specialist		✓	1.00	38,064
<b>Total Staff</b>					3.00 \$ 120,085
<b>TOTAL CALIFORNIA WATER INSTITUTE</b>					4.00 \$ 209,317

**ED FUND FINANCIAL AID OUTREACH**

**STAFF**

Martinez, P.	Student Services Professional I		✓	1.00	\$ 46,538
<b>Total Staff</b>					1.00 \$ 46,538
<b>TOTAL ED FUND FINANCIAL AID OUTREACH</b>					1.00 \$ 46,538

**HEALTH CENTER PHARMACY**

**STAFF**

Blagg, T.	Pharmacist			1.00	\$ 92,340
Naito, D.	Pharmacist			0.50	51,235
Wright, S.	Clinical Aid			1.00	38,256
<b>Total Staff</b>					2.50 \$ 181,831
<b>TOTAL HEALTH CENTER PHARMACY</b>					2.50 \$ 181,831

**CVIP TELECOMMUNICATIONS**

**STAFF**

Fagundes, F.	Admin Analyst/Specialist		✓	1.00	\$ 51,804
Fowler, J.	Operating Systems Analyst		✓	1.00	56,460
Zenteno, T.	Admin Analyst/Specialist		✓	1.00	41,256
<b>Total Staff</b>					3.00 \$ 149,520
<b>TOTAL CVIP TELECOMMUNICATIONS</b>					3.00 \$ 149,520

CALIFORNIA STATE UNIVERSITY, FRESNO  
SALARIES AS OF NOVEMBER, 2006

**OTHER TRUST FUNDS**

FUND	NAME	CLASS	AY	12 Mo.	TIMEBASE	ANNUAL SALARY
------	------	-------	----	-----------	----------	------------------

**KEYCARD**

**STAFF**

Artist, J.	Admin Analyst/Specialist			✓	1.00	\$ 47,772
<b>Total Staff</b>					1.00	\$ 47,772
<b>TOTAL ONE CARD</b>					1.00	\$ 47,772

**PAY FOR PRINT**

**STAFF**

Krakow, R.	Administrative Support Coordinator			✓	1.00	\$ 31,836
<b>Total Staff</b>					1.00	\$ 31,836
<b>TOTAL PAY FOR PRINT</b>					1.00	\$ 31,836

**PRINTING SERVICES**

**MANAGEMENT**

Hoyt, J.	Administrator I				1.00	\$ 60,336
<b>Total Management</b>					1.00	\$ 60,336

**STAFF**

McNeill, K.	Duplicating Machine Operator II				1.00	\$ 31,632
Murdock, J.	Reproduction Processes Assistant				1.00	40,344
Steitz, G.	Reproduction Processes Assistant				1.00	31,266
<b>Total Staff</b>					3.00	\$ 103,242
<b>TOTAL PRINTING AND MAIL SERVICES</b>					4.00	\$ 163,578

**TOTAL OTHER TRUST FUNDS SALARIES**

**20.50**

**\$ 989,212**

**CALIFORNIA STATE UNIVERSITY, FRESNO  
SALARIES AS OF SEPTEMBER, 2006**

**THE AGRICULTURAL FOUNDATION  
OF CALIFORNIA STATE UNIVERSITY, FRESNO**

DEPT	NAME	CLASS	TIMEBASE	ANNUAL SALARY
FARM MARKET				
STAFF				
	Marsh, J.	Operations Manager	1.00	\$ 30,000
Total Staff			1.00	\$ 30,000
TOTAL FARM MARKET			1.00	\$ 30,000
FLORAL LABORATORY				
STAFF				
	Castro, E.	Floral Technician	1.00	\$ 31,200
Total Staff			1.00	\$ 31,200
TOTAL FLORAL LABORATORY			1.00	\$ 31,200
WINERY				
MANAGEMENT				
	Giannini, J.	Winemaker	1.00	\$ 62,100
Total Management			1.00	\$ 62,100
STAFF				
	Wiley, J.	Marketing Coordinator	1.00	\$ 33,000
Total Staff			1.00	\$ 33,000
TOTAL WINERY			2.00	\$ 95,100
TOTAL AGRICULTURAL FOUNDATION OF CALIFORNIA STATE UNIVERSITY, FRESNO SALARIES			4.00	\$ 156,300



**CALIFORNIA STATE UNIVERSITY, FRESNO**  
SALARIES AS OF SEPTEMBER, 2006

**CALIFORNIA STATE UNIVERSITY, FRESNO ASSOCIATION, INC.**

DEPT	NAME	CLASS	TIMEBASE	ANNUAL SALARY
------	------	-------	----------	---------------

**KENNEL BOOKSTORE**

**MANAGEMENT**

Bartel, S.	Book Department Manager	1.00	\$	58,930
Durham, R.	Bookstore Director	1.00		87,565
Gartner, J.	Associate Director/Merchandise Manager	1.00		67,731
Nino, D.	Copy Center/Advertising Manager	1.00		43,333
Parkinson, C.	Operations Manager	1.00		58,913
Yeverino, H.	Computer/Software Dept Manager/MBS Systems Manager	1.00		44,419
<b>Total Management</b>		6.00	\$	360,891

**STAFF**

Braga, J.	Textbook Buyer	1.00	\$	23,712
Carver, J.	Assistant Book Department Manager	1.00		40,131
Terry, P.	Sales Floor Supervisor	1.00		32,716
Gaither, D.	Accounts Payable Clerk	1.00		22,880
Grace, M.	Money Room Clerk	1.00		28,124
Rivera, S.	Copy Center Associate	1.00		23,712
Lastreto, N.	Sales Floor Associate	1.00		29,566
Spencer, K.	Assistant Merchandise Manager	1.00		36,288
Morris, G.	Shipping & Receiving Assistant	1.00		28,530
Simpson, C.	Administrative/Cash Operations Supervisor	1.00		39,687
Winters, M.	Shipping & Receiving Supervisor	1.00		32,361
<b>Total Staff</b>		11.00	\$	337,707

<b>TOTAL KENNEL BOOKSTORE</b>	<b>17.00</b>	<b>\$</b>	<b>698,598</b>
-------------------------------	--------------	-----------	----------------

**UNIVERSITY COURTYARD**

**FINANCIAL OPERATIONS**

**MANAGEMENT**

Boele, E.	Director of Housing	1.00	\$	65,000
vacant	Assistant Director of Housing	1.00		49,680
<b>Total Management</b>		2.00	\$	114,680

**STAFF**

Aguayo, C.	Accounting Technician	1.00	\$	35,714
Ash, E.	Assistant to the Director of Housing	1.00		34,000
Davis, M.	Judicial Coordinator	1.00		40,000
Nakayama, H.	Clerical Assistant	1.00		23,999
Nammavongsa, A.	Accounts Receivable Clerk	1.00		28,080
<b>Total Staff</b>		5.00	\$	161,793

<b>TOTAL FINANCIAL OPERATIONS</b>	<b>7.00</b>	<b>\$</b>	<b>276,473</b>
-----------------------------------	-------------	-----------	----------------

**MARKETING & SUMMER CONFERENCE**

**STAFF**

Deniston Gonzalez, A.	Assistant to the Summer Conference Coordinator	1.00	\$	32,906
vacant	Marketing & Summer Conference Coordinator	1.00		45,445
<b>Total Staff</b>		2.00	\$	78,351

<b>TOTAL MARKETING &amp; SUMMER CONFERENCE</b>	<b>2.00</b>	<b>\$</b>	<b>78,351</b>
--	-------------	-----------	---------------

**PHYSICAL PLANT**

**STAFF**

McKinney, P.	Maintenance Supervisor	1.00	\$	41,174
<b>Total Staff</b>		1.00	\$	41,174

<b>TOTAL PHYSICAL PLANT</b>	<b>1.00</b>	<b>\$</b>	<b>41,174</b>
-----------------------------	-------------	-----------	---------------

<b>TOTAL UNIVERSITY COURTYARD</b>	<b>10.00</b>	<b>\$</b>	<b>395,998</b>
-----------------------------------	--------------	-----------	----------------

**CALIFORNIA STATE UNIVERSITY, FRESNO**  
SALARIES AS OF SEPTEMBER, 2006

**CALIFORNIA STATE UNIVERSITY, FRESNO ASSOCIATION, INC.**

DEPT	NAME	CLASS	TIMEBASE	ANNUAL SALARY
------	------	-------	----------	---------------

**UNIVERSITY FOOD SERVICE**

**ADMINISTRATION**

**MANAGEMENT**

Binkle, D.	Director of Food Service	1.00	\$	87,000
<b>Total Management</b>			1.00	\$ 87,000

**STAFF**

Brattin, T.	Maintenance Supervisor	1.00	\$	44,290
Clark, S.	Food Service Clerk	1.00		26,428
Lillian, C.	Office Manager	1.00		49,092
<b>Total Staff</b>			3.00	\$ 119,810
<b>TOTAL ADMINISTRATION</b>			<b>4.00</b>	<b>\$ 206,810</b>

**CATERING AND SPECIAL EVENTS**

**MANAGEMENT**

Fernandez, S.	Executive Chef	1.00	\$	48,100
Focarazzo, K.	Catering Manager	1.00		49,294
Fulfer, N.	Assistant Catering Manager	1.00		28,922
<b>Total Management</b>			3.00	\$ 126,316

**STAFF**

Acosta, M.	Food Service Lead	1.00	\$	23,571
Kramer, B.	Cook in Charge	1.00		27,408
Torres, C.	Food Service Lead	1.00		23,571
<b>Total Staff</b>			3.00	\$ 74,550
<b>TOTAL CATERING</b>			<b>6.00</b>	<b>\$ 200,866</b>

**FOOD COURT**

**MANAGEMENT**

Cody, Q.	Cash Operations Manager	1.00	\$	41,043
<b>Total Management</b>			1.00	\$ 41,043

**STAFF**

Gonzales, M.	Food Service Worker	1.00	\$	20,424
Martinez, M.	Food Service Worker	1.00		22,508
Munt, L.	Food Service Clerk	1.00		28,827
<b>Total Staff</b>			3.00	\$ 71,759
<b>TOTAL FOOD COURT</b>			<b>4.00</b>	<b>\$ 112,802</b>

**RESIDENCE DINING FACILITY**

**MANAGEMENT**

Guill, D.	Senior Manager	1.00	\$	52,751
<b>Total Management</b>			1.00	\$ 52,751

**STAFF**

Arias Hernandez, J.	Custodial Lead	1.00	\$	19,829
Castillo, S.	Cook	1.00		19,812
Galindo, J.	Cook in Charge	1.00		26,008
Garcia, R.	Food Service Lead	1.00		19,535
Guardado, J.	Cook	1.00		19,860
Madden, D.	Cook	1.00		18,849
Medina, J.	Food Service Worker	1.00		19,856
<b>Total Staff</b>			7.00	\$ 143,749
<b>TOTAL RESIDENCE DINING FACILITY</b>			<b>8.00</b>	<b>\$ 196,500</b>

**ROUNDTABLE PIZZA**

**STAFF**

Gossett, M.	Food Service Worker 3	1.00	\$	24,937
<b>Total Staff</b>			1.00	\$ 24,937
<b>TOTAL ROUNDTABLE PIZZA</b>			<b>1.00</b>	<b>\$ 24,937</b>

**UNIVERSITY RESTAURANT**

**STAFF**

Costa, B.	Lead Cook	1.00	\$	21,840
<b>Total Staff</b>			1.00	\$ 21,840
<b>TOTAL UNIVERSITY RESTAURANT</b>			<b>1.00</b>	<b>\$ 21,840</b>
<b>TOTAL UNIVERSITY FOOD SERVICE</b>			<b>24.00</b>	<b>\$ 763,755</b>

**CALIFORNIA STATE UNIVERSITY, FRESNO**  
SALARIES AS OF SEPTEMBER, 2006

**CALIFORNIA STATE UNIVERSITY, FRESNO ASSOCIATION, INC.**

DEPT	NAME	CLASS	TIMEBASE	ANNUAL SALARY
------	------	-------	----------	---------------

**UNIVERSITY STUDENT UNION**

**BUILDING OPERATIONS**

**STAFF**

De La Cruz, R.	Sanitation & Maintenance Worker	1.00	\$	29,397
Luna, C.	Sanitation & Maintenance Worker	1.00		22,776
Pendleton, P.	Maintenance Supervisor	1.00		42,266
Reyes, M.	Sanitation & Maintenance Worker	1.00		29,666
Rubio, V.	Custodial Supervisor	1.00		30,493
Tehee, J.	Maintenance Assistant	1.00		25,709
<b>Total Staff</b>		6.00	\$	180,307
<b>TOTAL BUILDING OPERATIONS</b>		6.00	\$	180,307

**GENERAL**

**MANAGEMENT**

Zarrin-Ehteram, M.	Associate Director - University Student Union	1.00	\$	61,361
<b>Total Management</b>		1.00	\$	61,361

**STAFF**

vacant	Administrative Assistant	1.00	\$	37,545
<b>Total Staff</b>		1.00	\$	37,545
<b>TOTAL GENERAL</b>		2.00	\$	98,906

**INFORMATION CENTER/RESERVATIONS**

**STAFF**

Kent, E.	Operations Services Manager	1.00	\$	34,320
<b>Total Staff</b>		1.00	\$	34,320
<b>TOTAL INFORMATION CENTER / RESERVATIONS</b>		1.00	\$	34,320

**PRODUCTIONS**

**MANAGEMENT**

Blair, S.	Program Advisor	1.00	\$	35,000
<b>Total Management</b>		1.00	\$	35,000

**STAFF**

Chavez, S.	USU Secretary	1.00	\$	24,211
<b>Total Staff</b>		1.00	\$	24,211
<b>TOTAL PRODUCTIONS</b>		2.00	\$	59,211

**RECREATION**

**MANAGEMENT**

Thomason, P.	Recreation Center Manager	1.00	\$	45,678
<b>Total Management</b>		1.00	\$	45,678
<b>TOTAL RECREATION CENTER</b>		1.00	\$	45,678

**SATELLITE STUDENT UNION**

**STAFF**

Mileham, M.	Program Production Supervisor	1.00	\$	47,179
<b>Total Staff</b>		1.00	\$	47,179
<b>TOTAL SATELLITE STUDENT UNION</b>		1.00	\$	47,179
<b>TOTAL UNIVERSITY STUDENT UNION</b>		13.00	\$	465,601

**STUDENT RECREATION CENTER**

**MANAGEMENT**

Abel, D.	Assistant Director - Facility Operations	1.00	\$	47,250
Jost, M.	Assistant Director - Fitness & Programs	1.00		41,184
Walters, D.	Director, Student Recreation Center	1.00		73,030
<b>Total Management</b>		3.00	\$	161,464

**STAFF**

Acuna, E.	Lead Custodian	1.00	\$	23,712
Allen, A.	Administrative Assistant	1.00		32,004
<b>Total Staff</b>		2.00	\$	55,716
<b>TOTAL STUDENT RECREATION CENTER</b>		5.00	\$	217,180



**CALIFORNIA STATE UNIVERSITY, FRESNO  
SALARIES AS OF SEPTEMBER, 2006**

CALIFORNIA STATE UNIVERSITY, FRESNO ASSOCIATION, INC.				
DEPT	NAME	CLASS	TIMEBASE	ANNUAL SALARY
ADMINISTRATION/HUMAN RESOURCES/MIS				
ACCOUNTING				
STAFF				
	Dehner, D.	Cashier	1.00	\$ 32,929
	Maxwell, M.	Accounting Technician	1.00	33,040
	Reynaga, K.	Accounting Clerk	1.00	29,280
	Samonte, G.	Accounts/Payable Payroll	1.00	29,546
	Sanders, V.	Staff Accountant	1.00	39,869
		Total Staff	5.00	\$ 164,664
		TOTAL ACCOUNTING	5.00	\$ 164,664
ADMINISTRATION				
MANAGEMENT				
	Durant, T.	Corporate Operations Manager	1.00	\$ 56,543
	Melikian, J.	Staff Counsel	1.00	98,087
	Prestegard, P.	Chief Financial Officer	1.00	104,359
		Total Management	3.00	\$ 258,989
STAFF				
	Hansen, B.	Special Projects Coordinator	1.00	\$ 40,000
	Lucero, J.	Executive Assistant	1.00	45,844
	Taylor, H.	Receptionist	1.00	20,003
		Total Staff	3.00	\$ 105,847
		TOTAL ADMINISTRATION	6.00	\$ 364,836
HUMAN RESOURCES & PAYROLL				
MANAGEMENT				
	vacant	Director of Human Resources	1.00	\$ 72,000
		Total Management	1.00	\$ 72,000
STAFF				
	Allen, L.	Payroll Technician	0.75	\$ 26,193
	Lane, N.	Compensation & Benefits Supervisor	1.00	52,226
	Pronovost, C.	Payroll Technician	1.00	40,779
	Steadmon, A.	Human Resources Manager	0.80	43,412
	Workmon, M.	Human Resources Coordinator	1.00	33,280
		Total Staff	4.55	\$ 195,890
		TOTAL HUMAN RESOURCES & PAYROLL	5.55	\$ 267,890
MANAGEMENT INFORMATION SYSTEMS				
MANAGEMENT				
	Eurich, T.	Director of Management Information Services	1.00	\$ 69,630
		Total Management	1.00	\$ 69,630
STAFF				
	Cruz, K.	Help Desk Technician	1.00	\$ 31,500
	Plattner, M.	Network Specialist - MIS	1.00	55,865
	Sorensen, B.	Computer Support Technician II	1.00	35,403
		Total Staff	3.00	\$ 122,768
		TOTAL MANAGEMENT INFORMATION SYSTEMS	4.00	\$ 192,398
		TOTAL ADMINISTRATION/MIS	20.55	\$ 989,788
TOTAL CALIFORNIA STATE UNIVERSITY, FRESNO ASSOCIATION, INC. SALARIES			89.55	\$ 3,530,920

**CALIFORNIA STATE UNIVERSITY, FRESNO**  
**SALARIES AS OF SEPTEMBER, 2006**

**ASSOCIATED STUDENTS, INC.**

DEPT	NAME	CLASS	TIMEBASE	ANNUAL SALARY
<b>RECREATION</b>				
<i>STAFF</i>				
	Ballard, B.	Program Advisor	1.00	\$ 45,000
	Mundell, L.	Intramural Coordinator	1.00	20,000
		<i>Total Staff</i>	2.00	\$ 65,000
		<b>TOTAL RECREATION</b>	<b>2.00</b>	<b>\$ 65,000</b>
<b>ASSOCIATED STUDENTS OFFICE</b>				
<i>STAFF</i>				
	Perryman, D.	Office Manager	1.00	\$ 34,000
		<i>Total Staff</i>	1.00	\$ 34,000
		<b>TOTAL ASSOCIATED STUDENTS OFFICE</b>	<b>1.00</b>	<b>\$ 34,000</b>
<b>TOTAL ASSOCIATED STUDENTS, INC. SALARIES *</b>			<b>3.00</b>	<b>\$ 99,000</b>

\* Associated Students are employees of the Association; salaries and benefits are reimbursed to the Association by the ASI.

**CALIFORNIA STATE UNIVERSITY, FRESNO**  
SALARIES AS OF SEPTEMBER, 2006

CALIFORNIA STATE UNIVERSITY, FRESNO FOUNDATION				
DEPT	NAME	CLASS	TIMEBASE	ANNUAL SALARY
FOUNDATION FINANCIAL SERVICES				
ADMINISTRATION				
MANAGEMENT				
	Kompsi, K.	Director of Financial Services	1.00	\$ 91,054
Total Management			1.00	\$ 91,054
TOTAL ADMINISTRATION			1.00	\$ 91,054
FINANCIAL SERVICES				
STAFF				
	Cardell, S.	Accounting Assistant	1.00	\$ 29,479
	Richards, J.	Procurement Technician	1.00	25,894
	Rossol, R.	Staff Accountant	1.00	34,681
	Serrano, M.	Trust Accountant	1.00	25,500
	Sinor, E.	Financial Accounting Supervisor	1.00	52,350
	Sweazy, P.	Foundation Accounts Payable Clerk	1.00	25,996
	Workmon, M.	Receptionist	1.00	21,004
Total Staff			7.00	\$ 214,904
TOTAL FINANCIAL SERVICES			7.00	\$ 214,904
GRANT ACCOUNTING				
STAFF				
	Christian, L.	Grants Accounting Supervisor	1.00	\$ 45,855
	Mirzaie, S.	Grants Accountant	1.00	38,026
	Satterberg, W.	Grants Accountant	1.00	38,026
	Stewart, J.	Grants Analyst	1.00	36,225
	Zanoni, N.	Grants Accountant	1.00	36,241
Total Staff			5.00	\$ 194,373
TOTAL GRANT ACCOUNTING			5.00	\$ 194,373
COMPREHENSIVE CAMPAIGN				
STAFF				
	Miniel, D.	Executive Secretary	1.00	\$ 35,375
Total Staff			1.00	\$ 35,375
TOTAL COMPREHENSIVE CAMPAIGN			1.00	\$ 35,375
TOTAL CALIFORNIA STATE UNIVERSITY, FRESNO FOUNDATION FINANCIAL SERVICES SALARIES *			14.00	\$ 535,706



**CALIFORNIA STATE UNIVERSITY, FRESNO**  
**SALARIES AS OF SEPTEMBER, 2006**

CALIFORNIA STATE UNIVERSITY, FRESNO FOUNDATION PROGRAM EMPLOYEES				
DEPT	NAME	CLASS	TIMEBASE	ANNUAL SALARY
CALIFORNIA AGRICULTURAL TECHNOLOGY INSTITUTE				
AG EFF PUMPING PROGRAM III/PG&E				
STAFF				
	Senter, P.	Administrative Assistant	1.00	\$ 31,200
	Tischner, J.	Program Assistant	1.00	\$ 57,200
	Total Staff		2.00	\$ 88,400
	TOTAL AG EFF PUMPING PROGRAM III/PG&E		2.00	\$ 88,400
ATI-NET OPERATIONS				
STAFF				
	Scott, P.	Programmer/Analyst	1.00	\$ 44,988
	Total Staff		1.00	\$ 44,988
	TOTAL ATI-NET OPERATIONS		1.00	\$ 44,988
CAB WORKSHOPS				
STAFF				
	Beckett, B.	Administrative Assistant	1.00	\$ 30,000
	Total Staff		1.00	\$ 30,000
	TOTAL CAB WORKSHOPS		1.00	\$ 30,000
CDFA/CATI/ARI/SCG				
STAFF				
	Blanton, J.	Policy Analyst	1.00	\$ 42,000
	Henderson, J.	Policy Analyst	1.00	\$ 42,000
	Total Staff		2.00	\$ 84,000
	TOTAL CDFA/CATI/ARI/SCG		2.00	\$ 84,000
CENTER FOR IRRIGATION TECHNOLOGY				
STAFF				
	Allende, R.	Tech Coordinator	1.00	\$ 22,800
	Total Staff		1.00	\$ 22,800
	TOTAL CENTER FOR IRRIGATION TECHNOLOGY		1.00	\$ 22,800
CHEMIGATION EDUCATION PROGRAM '07				
STAFF				
	Green, W.	Education Specialist	1.00	\$ 57,200
	Total Staff		1.00	\$ 57,200
	TOTAL CHEMIGATION EDUCATION PROGRAM '07		1.00	\$ 57,200
EVALUATION OF INFRA-RED SPECTROMETER				
STAFF				
	Cochran, R.	Research/Lab Technician	1.00	\$ 36,000
	Total Staff		1.00	\$ 36,000
	TOTAL EVALUATION OF INFRA-RED SPECTROMETER		1.00	\$ 36,000
HOME ECONOMICS IN-SERVICE '06				
STAFF				
	Custer, P.	Project Secretary/Clerical	1.00	\$ 25,800
	Total Staff		1.00	\$ 25,800
	TOTAL HOME ECONOMICS IN-SERVICE '06		1.00	\$ 25,800

**CALIFORNIA STATE UNIVERSITY, FRESNO**  
SALARIES AS OF SEPTEMBER, 2006

CALIFORNIA STATE UNIVERSITY, FRESNO FOUNDATION PROGRAM EMPLOYEES				
DEPT	NAME	CLASS	TIMEBASE	ANNUAL SALARY
CALIFORNIA AGRICULTURAL TECHNOLOGY INSTITUTE				
I.A. CERTIFICATION PROGRAM '07				
MANAGEMENT				
	Norum, K.	Program Manager	1.00	\$ 44,616
		<i>Total Management</i>	1.00	\$ 44,616
		<b>TOTAL I.A. CERTIFICATION PROGRAM '07</b>	<b>1.00</b>	<b>\$ 44,616</b>
		<b>TOTAL CALIFORNIA AGRICULTURAL TECHNOLOGY INSTITUTE</b>	<b>11.00</b>	<b>\$ 433,804</b>
CALIFORNIA WATER INSTITUTE				
CENTRAL CALIFORNIA RES ASSESS SUPP '08				
STAFF				
	Williams, A.	Botanist	1.00	\$ 31,200
		<i>Total Staff</i>	1.00	\$ 31,200
		<b>TOTAL CENTRAL CALIFORNIA RES ASSESS SUPP '08</b>	<b>1.00</b>	<b>\$ 31,200</b>
COMPUTER & DATA APPLICATION '07				
STAFF				
	Phillips, J.	Analyst	1.00	\$ 35,360
		<i>Total Staff</i>	1.00	\$ 35,360
		<b>TOTAL COMPUTER &amp; DATA APPLICATION '07</b>	<b>1.00</b>	<b>\$ 35,360</b>
		<b>TOTAL CALIFORNIA WATER INSTITUTE</b>	<b>2.00</b>	<b>\$ 66,560</b>
COLLEGE OF ARTS & HUMANITIES				
AMERICAN ENGLISH INSTITUTE-MAIN				
STAFF				
	Gustafson, M.	Project Secretary/Clerical	1.00	\$ 42,500
	Toll, M.	Counselor/Advisor/Trainer/Manager	1.00	\$ 45,001
		<i>Total Staff</i>	2.00	\$ 87,501
		<b>TOTAL AMERICAN ENGLISH INSTITUTE-MAIN</b>	<b>2.00</b>	<b>\$ 87,501</b>
KFSR DEVELOPMENT FUND				
STAFF				
	Moore, J.	Producer	1.00	\$ 30,000
		<i>Total Staff</i>	1.00	\$ 30,000
		<b>TOTAL KFSR DEVELOPMENT FUND</b>	<b>1.00</b>	<b>\$ 30,000</b>
UNIVERSITY HIGH SCHOOL				
STAFF				
	Morgan, L.	Administrative Assistant	1.00	\$ 51,645
		<i>Total Staff</i>	1.00	\$ 51,645
		<b>TOTAL UNIVERSITY HIGH SCHOOL</b>	<b>1.00</b>	<b>\$ 51,645</b>
		<b>TOTAL COLLEGE OF ARTS &amp; HUMANITIES</b>	<b>4.00</b>	<b>\$ 169,146</b>

**CALIFORNIA STATE UNIVERSITY, FRESNO**  
SALARIES AS OF SEPTEMBER, 2006

CALIFORNIA STATE UNIVERSITY, FRESNO FOUNDATION PROGRAM EMPLOYEES				
DEPT	NAME	CLASS	TIMEBASE	ANNUAL SALARY
UNIVERSITY BUSINESS CENTER				
UBCII				
STAFF				
	Thomas, P.	Operations Manager	0.75	\$ 45,150
	Total Staff		0.75	\$ 45,150
	TOTAL BCII		0.75	\$ 45,150
CCSBDC/UNIVERSITY OF CALIFORNIA '06				
MANAGEMENT				
	Wheeler, R.	Program/Project Director	1.00	\$ 70,000
	Total Management		1.00	\$ 70,000
STAFF				
	McRae, A.	Administrative Assistant	1.00	\$ 31,242
	Rainey, J.	Project Receptionist	1.00	18,720
	Total Staff		2.00	\$ 49,962
	TOTAL CCSBCD/UNIVERSITY OF CALIFORNIA '06		3.00	\$ 119,962
TULARE COUNTY MICROENTERPRISE-FF07				
STAFF				
	Moe, B.	Counselor/Advisor	1.00	\$ 49,080
	Total Staff		1.00	\$ 49,080
	TOTAL TULARE COUNTY MICROENTERPRISE-FF07		1.00	\$ 49,080
	TOTAL UNIVERSITY BUSINESS CENTER		4.75	\$ 214,192
KREMEN SCHOOL OF EDUCATION & HUMAN DEVELOPMENT				
CALIFORNIA READING & LITERATURE PROGRAM INCOME				
STAFF				
	Loveless, Y.	Administrative Assistant	1.00	\$ 27,040
	Total Staff		1.00	\$ 27,040
	TOTAL CALIFORNIA READING & LITERATURE PROGRAM INCOME		1.00	\$ 27,040
CALIFORNIA DEPARTMENT OF REHABILITATION WORKABILITY IV '07				
MANAGEMENT				
	England, C.	Program/Project Director	1.00	\$ 34,080
	Total Management		1.00	\$ 34,080
STAFF				
	Ananian, E.	Job Developer	1.00	\$ 34,116
	Total Staff		1.00	\$ 34,116
	TOTAL CALIFORNIA DEPARTMENT OF REHABILITATION WORKABILITY IV '07		2.00	\$ 68,196
CALWORKS SPECIALIZED ASSESSMENT '07				
STAFF				
	Lloyd, J.	Case Manager/Evaluator	1.00	\$ 42,000
	Rodriguez, J.	Case Manager/Evaluator	1.00	36,000
	Total Staff		2.00	\$ 78,000
	TOTAL CALWORKS SPECIALIZED ASSESSMENT '07		2.00	\$ 78,000
REHABILITATION COUNSELING EVALUATION CENTER				
STAFF				
	Gutierrez, M.	Project Secretary	1.00	\$ 34,008
	Total Staff		1.00	\$ 34,008
	TOTAL REHABILITATION COUNSELING EVALUATION CENTER		1.00	\$ 34,008



**CALIFORNIA STATE UNIVERSITY, FRESNO  
SALARIES AS OF SEPTEMBER, 2006**

CALIFORNIA STATE UNIVERSITY, FRESNO FOUNDATION PROGRAM EMPLOYEES				
DEPT	NAME	CLASS	TIMEBASE	ANNUAL SALARY
KREMEN SCHOOL OF EDUCATION & HUMAN DEVELOPMENT				
RENAISSANCE GROUP (TRG)				
STAFF				
	Torosian-Butler, N.	Executive Assistant	1.00	\$ 43,655
	Total Staff		1.00	\$ 43,655
	TOTAL RENAISSANCE GROUP (TRG)		1.00	\$ 43,655
SAN JOAQUIN VALLEY MATHEMATICS PROJECT ACTIVITY				
STAFF				
	Portela, L.	Cooperating Teacher	1.00	\$ 55,241
	Total Staff		1.00	\$ 55,241
	TOTAL SAN JOAQUIN VALLEY MATHEMATICS PROJECT ACTIVITY		1.00	\$ 55,241
STEAD SUCCESSFUL TRAINING '07				
MANAGEMENT				
	Duncan, D.	Program/Project Director	1.00	\$ 42,000
	Total Management		1.00	\$ 42,000
STAFF				
	Santoyo, E.	Case Manager/Evaluator	1.00	\$ 40,000
	Wibisono, J.	Case Manager/Evaluator	0.50	20,800
	Total Staff		1.50	\$ 60,800
	TOTAL STEAD SUCCESSFUL TRAINING '07		2.50	\$ 102,800
TEACHER RECRUITMENT				
MANAGEMENT				
	Price, J.S.	Counselor/Advisor/Trainer/Manager	0.75	\$ 84,480
	Total Management		0.75	\$ 84,480
STAFF				
	Cole, K.	Counselor/Advisor/Trainer/Manager	0.80	\$ 38,405
	Total Staff		0.80	\$ 38,405
	TOTAL TEACHER RECRUITMENT		1.55	\$ 122,885
T.I.P. INTERNSHIP PROGRAM				
STAFF				
	Carvajal, L.	Clerical Assistant	0.75	\$ 14,040
	Quintero, M.	Administrative Assistant	1.00	30,160
	Simmons, C.	Administrative Assistant	1.00	19,760
	Total Staff		2.75	\$ 63,960
	TOTAL T.I.P. INTERNSHIP PROGRAM		2.75	\$ 63,960
USDE CENTRAL CALIFORNIA E & I TRAINING IN JOB PLACEMENT				
STAFF				
	Rodriguez, M.	Administrative Assistant	1.00	\$ 28,500
	Total Staff		1.00	\$ 28,500
	TOTAL USDE CENTRAL CALIFORNIA E & I TRAINING IN JOB PLACEMENT		1.00	\$ 28,500
USDE-ENGLISH LANGUAGE ACQUISITION (NPDP) '06				
MANAGEMENT				
	Murphy, A.	Program Manager	1.00	\$ 72,840
	Total Management		1.00	\$ 72,840
	TOTAL USDE-ENGLISH LANGUAGE ACQ (NPDP) '06		1.00	\$ 72,840
TOTAL KREMEN SCHOOL OF EDUCATION & HUMAN DEVELOPMENT			16.80	697,125

**CALIFORNIA STATE UNIVERSITY, FRESNO**  
SALARIES AS OF SEPTEMBER, 2006

**CALIFORNIA STATE UNIVERSITY, FRESNO FOUNDATION PROGRAM EMPLOYEES**

DEPT	NAME	CLASS	TIMEBASE	ANNUAL SALARY
------	------	-------	----------	---------------

**COLLEGE OF ENGINEERING & COMPUTER SCIENCE**

**DEAN-ENGINEERING**

**MANAGEMENT**

Maldonado, H.	Project Director	1.00	\$	67,600
<b>Total Management</b>			1.00	\$ 67,600
<b>TOTAL DEAN-ENGINEERING</b>			1.00	\$ 67,600

**MESA SCHOOLS PROGRAM-MSP '07**

**MANAGEMENT**

Lopez, L.	Program/Project Director	1.00	\$	60,000
<b>Total Management</b>			1.00	\$ 60,000

**STAFF**

Lee, L.	Administrative Assistant	1.00	\$	26,400
Montano, E.	Counseling Coordinator	1.00		34,050
<b>Total Staff</b>			2.00	\$ 60,450
<b>TOTAL MESA SCHOOLS PROGRAM-MSP '07</b>			3.00	\$ 120,450

**RADIO FREQUENCY ANALYSIS '06**

**STAFF**

Kinman, P.	Research Associate	1.00	\$	82,565
<b>Total Staff</b>			1.00	\$ 82,565
<b>TOTAL RADIO FREQUENCY ANALYSIS '06</b>			1.00	\$ 82,565

<b>TOTAL COLLEGE OF ENGINEERING &amp; COMPUTER SCIENCE</b>			5.00	\$ 270,615
--	--	--	------	------------

**COLLEGE OF HEALTH & HUMAN SERVICES**

**AMP PHASE III ADMIN '07**

**STAFF**

Noble, L.	Administrative Assistant	1.00	\$	26,000
<b>Total Staff</b>			1.00	\$ 26,000
<b>TOTAL AMP PHASE III ADMIN '07</b>			1.00	\$ 26,000

**CENTRAL CALIFORNIA OBESITY PREV PROGRAM '08**

**MANAGEMENT**

Islas-Hooker, G.	Project Coordinator	1.00	\$	82,800
<b>Total Management</b>			1.00	\$ 82,800

**STAFF**

Hoff, S.	Administrative Assistant	1.00	\$	29,400
Miller, R.	Public Health Development Specialist	0.50		25,200
Peterson, A.	Public Health Development Specialist	1.00		50,400
<b>Total Staff</b>			2.50	\$ 105,000
<b>TOTAL CENTRAL CALIFORNIA OBESITY PREV PROGRAM '08</b>			3.50	\$ 187,800

**CENTRAL CALIFORNIA CENTER**

**STAFF**

Riordan, D.	Research Analyst/Epidemiologist	1.00	\$	56,400
<b>Total Staff</b>			1.00	\$ 56,400
<b>TOTAL CENTRAL CALIFORNIA CENTER</b>			1.00	\$ 56,400

**CALIFORNIA STATE UNIVERSITY, FRESNO**  
SALARIES AS OF SEPTEMBER, 2006

CALIFORNIA STATE UNIVERSITY, FRESNO FOUNDATION PROGRAM EMPLOYEES				
DEPT	NAME	CLASS	TIMEBASE	ANNUAL SALARY
COLLEGE OF HEALTH & HUMAN SERVICES				

**CENTRAL VALLEY HEALTH POL. '08**

**MANAGEMENT**

Primavera, L.	Associate Director	1.00	\$	83,500
<b>Total Management</b>			1.00	\$ 83,500

**STAFF**

Benjamin, M.	Research Associate	1.00	\$	60,000
Hawke, C.	Technical Associate	1.00		33,276
Paul, C.	Project Secretary/Clerical	1.00		39,000
<b>Total Staff</b>			3.00	\$ 132,276
<b>TOTAL CENTRAL VALLEY HEALTH POL. '08</b>			<b>4.00</b>	<b>\$ 215,776</b>

**CHILD WELFARE ACADEMY/CC '07**

**STAFF**

Norman, J.	Mentor	1.00	\$	60,096
Whittle, C.	Mentor	1.00		60,096
<b>Total Staff</b>			2.00	\$ 120,192
<b>TOTAL CHILD WELFARE ACADEMY/CC '07</b>			<b>2.00</b>	<b>\$ 120,192</b>

**CHILD WELFARE ACADEMY '07**

**MANAGEMENT**

Foster, D.	Program/Project Director	1.00	\$	80,155
<b>Total Management</b>			1.00	\$ 80,155

**STAFF**

Caldera-Gammage, S.	Curriculum/Training Specialist	1.00	\$	69,220
Estrada, R.	CWT Supervisor/Mentor	1.00		59,228
Florez, L.	Supervisor	1.00		59,228
Freitas, F.	Center Coordinator	1.00		59,228
Goldsmith, T.	Clerical Assistant	1.00		24,500
Jackson, M.	Center Coordinator	1.00		60,378
Luna, T.	CWS/SMS Project Coordinator	1.00		67,927
Pearl, S.	Office Manager	1.00		36,728
Saldivar, E.	CWT Supervisor/Mentor	1.00		59,228
Vang, M.	Training Coordinator	1.00		59,228
Woods, E.	Center Coordinator	1.00		59,228
<b>Total Staff</b>			11.00	\$ 614,121
<b>TOTAL CHILD WELFARE ACADEMY '07</b>			<b>12.00</b>	<b>\$ 694,276</b>

**FOSTER PARENT TRAINING '05**

**MANAGEMENT**

Foster, B.	Program/Project Director	1.00	\$	82,483
<b>Total Management</b>			1.00	\$ 82,483
<b>TOTAL FOSTER PARENT TRAINING '05</b>			<b>1.00</b>	<b>\$ 82,483</b>

**FOSTER PARENT TRAINING '07**

**STAFF**

Ashley, R.	Counselor/Advisor/Trainer/Manager	1.00	\$	31,200
Brown-Bowden, S.	Recruitment Coordinator	1.00		36,000
Felix, R.	Counselor/Advisor/Trainer/Manager	1.00		31,180
Rodriguez, C.	Office Manager	1.00		32,739
<b>Total Staff</b>			4.00	\$ 131,119
<b>TOTAL FOSTER PARENT TRAINING '07</b>			<b>4.00</b>	<b>\$ 131,119</b>



**CALIFORNIA STATE UNIVERSITY, FRESNO**  
SALARIES AS OF SEPTEMBER, 2006

CALIFORNIA STATE UNIVERSITY, FRESNO FOUNDATION PROGRAM EMPLOYEES				
DEPT	NAME	CLASS	TIMEBASE	ANNUAL SALARY
COLLEGE OF HEALTH & HUMAN SERVICES				
HCOP - HEALTH CAREERS OPPORTUNITY PROGRAM ADMIN '06				
MANAGEMENT				
	DeLaCerde, L.	Program/Project Coordinator	1.00	\$ 60,600
		Total Management	1.00	\$ 60,600
	TOTAL HCOP - HEALTH CAREERS OPPORTUNITY PROGRAM ADMIN '06		1.00	\$ 60,600
HCOP - HEALTH CAREERS OPPORTUNITY PROGRAM '06				
STAFF				
	Rodriguez, S.	Coordinator-Student	1.00	\$ 36,026
		Total Staff	1.00	\$ 36,026
	TOTAL HCOP - HEALTH CAREERS OPPORTUNITY PROGRAM '06		1.00	\$ 36,026
NURSING STAT				
STAFF				
	Malko, V.	Analyst	1.00	\$ 40,000
	Washington, L.	Administrative Assistant	1.00	\$ 24,000
		Total Staff	2.00	\$ 64,000
	TOTAL NURSING STAT		2.00	\$ 64,000
SOCIAL SERVICE STIPEND '07				
STAFF				
	Flores, M.	Administrative Assistant	0.50	\$ 15,522
	Johnson, S.	Administrative Assistant	0.50	\$ 18,378
	Watson, M.	Administrative Coordinator II	1.00	\$ 39,452
		Total Staff	2.00	\$ 73,352
	TOTAL SOCIAL SERVICE STIPEND '07		2.00	\$ 73,352
	TOTAL COLLEGE OF HEALTH & HUMAN SERVICES		34.50	\$ 1,748,024
COLLEGE OF SCIENCE & MATH				
DOWNING PLANETARIUM OPERATING				
STAFF				
	Hall, L.	Program Assistant	1.00	\$ 36,400
		Total Staff	1.00	\$ 36,400
	TOTAL DOWNING PLANETARIUM OPERATING		1.00	\$ 36,400
NIH-MBRS SCORE '07				
STAFF				
	Dos Santos, S.	Research Associate	1.00	\$ 30,000
		Total Staff	1.00	\$ 30,000
	TOTAL NIH-MBRS SCORE '07		1.00	\$ 30,000
PROF MASTERS DEGREE/BIOTECH '05				
STAFF				
	Bane, T.	Program Advisor/Coordinator	0.50	\$ 27,000
		Total Staff	0.50	\$ 27,000
	TOTAL PROF MASTERS DEGREE/BIOTECH '05		0.50	\$ 27,000
SCIENCE & MATH EDUCATION CENTER '06				
STAFF				
	Arvizu, J.	Assistant Director-Program Administrator	1.00	\$ 60,000
		Total Staff	1.00	\$ 60,000
	TOTAL SCIENCE & MATH EDUCATION CENTER '06		1.00	\$ 60,000
	TOTAL COLLEGE OF SCIENCE & MATH		3.50	\$ 153,400

**CALIFORNIA STATE UNIVERSITY, FRESNO**  
SALARIES AS OF SEPTEMBER, 2006

**CALIFORNIA STATE UNIVERSITY, FRESNO FOUNDATION PROGRAM EMPLOYEES**

DEPT	NAME	CLASS	TIMEBASE	ANNUAL SALARY
------	------	-------	----------	---------------

**COLLEGE OF SOCIAL SCIENCES**

**HISTORY AND FRESNO STATE '07**

**MANAGEMENT**

Aldem, J.	Program/Project Director	1.00	\$	55,000
<b>Total Management</b>			1.00	\$ 55,000
<b>TOTAL HISTORY AND FRESNO STATE '07</b>			1.00	\$ 55,000

**STONE SOUP COMMUNITY BUILDING PROGRAM '07**

**MANAGEMENT**

Garabed, K.	Program Coordinator	1.00	\$	36,040
<b>Total Management</b>			1.00	\$ 36,040

**STAFF**

Snider, M.	NE Supervisor	1.00	\$	32,004
Yang, M.	Administrative Assistant	1.00		28,000
<b>Total Staff</b>			2.00	\$ 60,004
<b>TOTAL STONE SOUP COMMUNITY BUILDING PROGRAM '07</b>			3.00	\$ 96,044

<b>TOTAL COLLEGE OF SOCIAL SCIENCES</b>			4.00	\$ 151,044
---	--	--	------	------------

**DIVISION OF GRADUATE STUDIES**

**USDE-RONALD E MCNAIR 05/06**

**MANAGEMENT**

Byers, M.	Counselor/Advisor/Trainer/Manager	0.50	\$	29,574
<b>Total Management</b>			0.50	\$ 29,574

**STAFF**

Fisk, C.	Counselor/Advisor/Trainer/Manager	1.00	\$	51,312
Hopkinson, B.	Project Secretary/Clerical	0.75		21,321
<b>Total Staff</b>			1.75	\$ 72,633
<b>TOTAL USDE-RONALD E MCNAIR 05/06</b>			2.25	\$ 102,207

<b>TOTAL DIVISION OF GRADUATE STUDIES</b>			2.25	\$ 102,207
---	--	--	------	------------

**PROVOST/VICE PRESIDENT FOR ACADEMIC AFFAIRS**

**CLAIMS INTEGRITY UNIT '07**

**MANAGEMENT**

Montgomery, R.	Interim Program/Project Director	1.00	\$	84,996
<b>Total Management</b>			1.00	\$ 84,996

**STAFF**

Fisk, C.	Assistant Director-Project Administrator	0.75	\$	50,850
<b>Total Staff</b>			0.75	\$ 50,850
<b>TOTAL CLAIMS INTEGRITY UNIT '07</b>			1.75	\$ 135,846

**EPA WATER TECH REC PHASE II '09**

**STAFF**

Tischner, J.	Program Assistant	1.00	\$	57,200
<b>Total Staff</b>			1.00	\$ 57,200
<b>TOTAL EPA WATER TECH REC PHASE II '09</b>			1.00	\$ 57,200

**FACULTY DEVELOPMENT/WEB BASED '05**

**STAFF**

Heck, J.	Administrative Coordinator	1.00	\$	52,094
<b>Total Staff</b>			1.00	\$ 52,094
<b>TOTAL FACULTY DEVELOPMENT/WEB BASED '05</b>			1.00	\$ 52,094

**CALIFORNIA STATE UNIVERSITY, FRESNO**  
SALARIES AS OF SEPTEMBER, 2006

**CALIFORNIA STATE UNIVERSITY, FRESNO FOUNDATION PROGRAM EMPLOYEES**

DEPT	NAME	CLASS	TIMEBASE	ANNUAL SALARY
------	------	-------	----------	---------------

**PROVOST/VICE PRESIDENT FOR ACADEMIC AFFAIRS**

**FACULTY DEVELOPMENT/WEB BASED '06**

**STAFF**

Bennett, M.	Training Coordinator	1.00	\$	50,022
Natal, L.	Counselor/Advisor/Trainer/Manager	1.00		52,094
<b>Total Staff</b>		2.00	\$	102,116
<b>TOTAL FACULTY DEVELOPMENT/WEB BASED '06</b>		2.00	\$	102,116

**JUMPSTART FRESNO '07**

**MANAGEMENT**

Lukianov, A.	Program Advisor/Coordinator	1.00	\$	48,504
<b>Total Management</b>		1.00	\$	48,504
<b>TOTAL JUMPSTART FRESNO '07</b>		1.00	\$	48,504

**JUMPSTART FRESNO CITY COLLEGE '07**

**STAFF**

Coy, A.	Site Manager	1.00	\$	35,004
<b>Total Staff</b>		1.00	\$	35,004
<b>TOTAL JUMPSTART FRESNO CITY COLLEGE '07</b>		1.00	\$	35,004

**JUMPSTART FRESNO - PRIVATE '06**

**STAFF**

Dion, N.	Counselor/Advisor/Trainer/Manager	1.00	\$	32,004
<b>Total Staff</b>		1.00	\$	32,004
<b>TOTAL JUMPSTART FRESNO - PRIVATE '06</b>		1.00	\$	32,004

**REGIONAL JOBS INITIATIVE**

**STAFF**

McCall, M.	Special Projects Assistant	0.50	\$	34,488
Robinson, A.	Project Coordinator	1.00	\$	50,000
Sanders, S.	Administrative Manager	0.60		25,200
<b>Total Staff</b>		2.10	\$	109,688
<b>TOTAL REGIONAL JOBS INITIATIVE</b>		2.10	\$	109,688

**WATERFLOW INDUSTRY '06**

**STAFF**

Ramos, L.	Administrative Assistant	1.00	\$	41,604
<b>Total Staff</b>		1.00	\$	41,604
<b>TOTAL WATERFLOW INDUSTRY '06</b>		1.00	\$	41,604

**WATERFLOW INDUSTRY '07**

**MANAGEMENT**

Clawson, D.	Program Manager	0.80	\$	54,077
<b>Total Management</b>		0.80	\$	54,077

**STAFF**

Muhar-Atwal, M.	Program Advisor/Coordinator	1.00	\$	57,165
<b>Total Staff</b>		1.00	\$	57,165
<b>TOTAL WATERFLOW INDUSTRY '07</b>		1.80	\$	111,242
<b>TOTAL PROVOST/VICE PRESIDENT FOR ACADEMIC AFFAIRS</b>		13.65		725,302



**CALIFORNIA STATE UNIVERSITY, FRESNO**  
SALARIES AS OF SEPTEMBER, 2006

CALIFORNIA STATE UNIVERSITY, FRESNO FOUNDATION PROGRAM EMPLOYEES				
DEPT	NAME	CLASS	TIMEBASE	ANNUAL SALARY
STUDENT AFFAIRS				
CAL-SOAP '07				
MANAGEMENT				
	Hernandez, A.	Interim Program/Project Director	1.00	\$ 45,996
	Total Management		1.00	\$ 45,996
STAFF				
	Ayala, A.	Office Manager	1.00	\$ 30,000
	Sandoval, L.	Program Advisor/Coordinator	1.00	36,000
	Total Staff		2.00	\$ 66,000
	TOTAL CAL-SOAP '07		3.00	\$ 111,996
NEW STUDENT ORIENTATION				
STAFF				
	Ternate, K.	Assistant Coordinator	1.00	\$ 38,076
	Total Staff		1.00	\$ 38,076
	TOTAL NEW STUDENT ORIENTATION		1.00	\$ 38,076
USDE-CAMP '07				
MANAGEMENT				
	Gamez, O.	Program/Project Director	1.00	\$ 51,300
	Total Management		1.00	\$ 51,300
STAFF				
	Flores, V.	Administrative Assistant	1.00	\$ 27,000
	Perez Macial, P.	Counselor/Advisor/Trainer/Manager	1.00	37,500
	Rodriguez, E.	Counselor/Advisor/Trainer/Manager	1.00	36,000
	Total Staff		3.00	\$ 100,500
	TOTAL USDE-CAMP '07		4.00	\$ 151,800
USDE-CENTRAL CALIFORNIA EDUCATIONAL OPPORTUNITY CENTER '07				
MANAGEMENT				
	Fuentes, S.	Program/Project Director	1.00	\$ 62,400
	Total Management		1.00	\$ 62,400
STAFF				
	Castellantos, G.	Interim Assistant Director	1.00	\$ 44,604
	Total Staff		1.00	\$ 44,604
	TOTAL USDE-CENTRAL CALIF EDUCATIONAL OPPORTUNITY CENTER '07		2.00	\$ 107,004
USDE-STUDENT SUPPORT SERVICES '06				
MANAGEMENT				
	Weger, M.	Project Secretary/Clerical	1.00	\$ 26,400
	Total Management		1.00	\$ 26,400
	TOTAL USDE-STUDENT SUPPORT SERVICES '06		1.00	\$ 26,400
USDE-STUDENT SUPPORT SERVICES '07				
STAFF				
	Guerra, J.	Counselor/Advisor/Trainer/Manager	1.00	\$ 41,424
	Lopez, M.	Project Secretary/Clerical	1.00	28,560
	Tafolla, N.	Reading/Writing Coordinator	1.00	39,520
	Total Staff		3.00	\$ 109,504
	TOTAL USDE-STUDENT SUPPORT SERVICES '06		3.00	\$ 109,504
USDE -TALENT SEARCH '07				
MANAGEMENT				
	Rodriguez-Robledo, G.	Program/Project Director	1.00	\$ 48,012
	Total Management		1.00	\$ 48,012
STAFF				
	Nelson-White, W.	Counselor/Advisor/Trainer/Manager	1.00	\$ 36,756
	Padilla, M.	Administrative Assistant	1.00	28,800
	Ramirez, M.	Outreach Specialist	1.00	42,072
	Total Staff		3.00	\$ 107,628
	TOTAL USDE-TALENT SEARCH '07		4.00	\$ 155,640

**CALIFORNIA STATE UNIVERSITY, FRESNO**  
**SALARIES AS OF SEPTEMBER, 2006**

**CALIFORNIA STATE UNIVERSITY, FRESNO FOUNDATION PROGRAM EMPLOYEES**

DEPT	NAME	CLASS	TIMEBASE	ANNUAL SALARY
------	------	-------	----------	---------------

**STUDENT AFFAIRS**

**USDE-UPWARD BOUND '07**

**MANAGEMENT**

Granados, M.	Program/Project Director	1.00	\$	57,744
<b>Total Management</b>			1.00	\$ 57,744

**STAFF**

Alba, S.	Program Assistant	1.00	\$	28,980
Diaz, J.	Counselor/Advisor/Trainer/Manager	1.00		42,792
<b>Total Staff</b>			2.00	\$ 71,772
<b>TOTAL USDE-UPWARD BOUND '07</b>			3.00	\$ 129,516

**US DOJ REDUCE VIOLENT CRIMES '07**

**STAFF**

Rudd, S.	Administrative Assistant	0.50	\$	12,000
Vargas, M.	Project Coordinator	1.00		35,000
<b>Total Staff</b>			1.50	\$ 47,000
<b>TOTAL US DOJ REDUCE VIOLENT CRIMES '07</b>			1.50	\$ 47,000
<b>TOTAL STUDENT AFFAIRS</b>			22.50	\$ 876,936

**UNIVERSITY GRANTS & RESEARCH OFFICE**

**CALWORKS ACT WORKKEYS ASSESSMENT '06**

**STAFF**

Olivares, J.	Administrative Assistant	0.50	\$	30,996
<b>Total Staff</b>			0.50	\$ 30,996
<b>TOTAL CALWORKS ACT WORKKEYS ASSESSMENT '06</b>			0.50	\$ 30,996

<b>TOTAL UNIVERSITY GRANTS &amp; RESEARCH OFFICE</b>			0.50	\$ 30,996
--	--	--	------	-----------

**VICE PRESIDENT FOR UNIVERSITY ADVANCEMENT**

**COMPREHENSIVE CAMPAIGN**

**STAFF**

Angeles, Y.	Administrative Assistant	1.00	\$	31,365
Bailey, H.	Data Entry Clerk Sr.	1.00		33,000
Gomez, M.	Data Entry Clerk	1.00		26,352
Matzen, J.	Administrative Analyst	1.00		36,750
Moua, K.	Programmer/Analyst	1.00		40,000
Ponomarov, V.	Data Entry Clerk	1.00		26,244
Riess-Jackson, C.	Administrative Assistant	1.00		34,713
Root, S.	Data Entry Clerk	1.00		30,598
Santoyo Razo, N.	Data Entry Clerk	1.00		2,800
Strang, G.	Assistant Director/Program Admin	1.00		45,000
<b>Total Staff</b>			10.00	\$ 306,822
<b>TOTAL COMPREHENSIVE CAMPAIGN</b>			10.00	\$ 306,822

**FRESNO STATE ALUMNI ASSOC**

**STAFF**

Salvador, E.	Program Assistant	1.00	\$	29,120
<b>Total Staff</b>			1.00	\$ 29,120
<b>TOTAL FRESNO STATE ALUMNI ASSOC</b>			1.00	\$ 29,120
<b>TOTAL VICE PRESIDENT FOR UNIVERSITY ADVANCEMENT</b>			11.00	\$ 335,942

**CALIFORNIA STATE UNIVERSITY, FRESNO**  
**SALARIES AS OF SEPTEMBER, 2006**

CALIFORNIA STATE UNIVERSITY, FRESNO FOUNDATION PROGRAM EMPLOYEES				
DEPT	NAME	CLASS	TIMEBASE	ANNUAL SALARY
OFFICE OF THE PRESIDENT				
EVEN START - PICAYUNE RANCH '06				
MANAGEMENT				
	Rose, S.	Program/Project Director	1.00	\$ 37,500
Total Management			1.00	\$ 37,500
STAFF				
	Stanley, J.	Program Coordinator	0.50	\$ 15,600
Total Staff			0.50	\$ 15,600
TOTAL EVEN START - PICAYUNE RANCH '06			1.50	\$ 53,100
TOTAL OFFICE OF THE PRESIDENT			1.50	\$ 53,100
TOTAL CALIFORNIA STATE UNIVERSITY, FRESNO FOUNDATION PROGRAM SALARIES			136.95	\$ 6,028,393



**CALIFORNIA STATE UNIVERSITY, FRESNO**  
**SALARIES AS OF MARCH, 2007**

**CALIFORNIA STATE UNIVERSITY, FRESNO ATHLETIC CORPORATION, INC.**

DEPT	NAME	CLASS	TIMEBASE	ANNUAL SALARY
<b>COACHES</b>				
	Almahdy, L.	Certified Athletic Trainer	1.00	\$ 49,093
	Baptista, C.	Assistant Coach	1.00	36,000
	Batesole, M.	Head Coach - (State)		10,992
	Baxter, J.	Assistant Coach (State)		25,536
	Bennett, J.	Head Coach	1.00	46,374
	Brown, D.	Assistant Coach - (State)		55,536
	Cabrera, M.	Assistant Coach	1.00	33,964
	Carey, S.	Assistant Coach	1.00	67,275
	Cates, A.	Head Coach	1.00	55,000
	Cleveland, S.	Head Coach - (State)		228,783
	Curtis, M.	Assistant Coach	1.00	50,010
	Eberlein, K.	Head Trainer	1.00	51,181
	Gonzalez, J.	Assistant Coach	1.00	37,000
	Grady, J.	Assistant Coach	1.00	82,588
	Habiger, F.	Assistant Coach	1.00	41,408
	Hoskins, B.	Assistant Coach	1.00	44,576
	Jackson, E.	Assistant Coach	1.00	32,979
	Johnson, C.	Assistant Coach	1.00	25,008
	Junio, B.	Assistant Coach	0.75	18,000
	Lake, K	Assistant Coach		32,004
	Locklin, K.	Assistant Coach (State)		10,092
	Malmo, R.	Head Coach	1.00	65,000
	Mason, T.	Assistant Coach (State)		5,736
	McElwain, J.	Assistant Coach (State)		136,000
	Page, R.	Assistant Coach (State)	1.00	45,996
	Reeves, S	Assistant Coach	1.00	29,063
	Scrivani, J.	Assistant Coach	1.00	33,600
	Schroyer, H.	Assistant Coach (State)		30,528
	Shaw, C.	Assistant Coach	1.00	32,000
	Springthorpe, S.	Head Coach	1.00	62,100
	Stewart, R.	Assistant Coach	1.00	107,173
	Tackett, S.	Assistant Athletic Trainer	1.00	28,080
	Thibodeau, S.	Head Coach	1.00	54,859
	Udwadia, J.	Head Coach	1.00	51,767
	Wiggins, C.	Assistant Coach	0.75	18,000
	Wright, M.	Head Coach - (State)		30,000
<b>Total Coaches</b>			<b>25.50</b>	<b>\$ 1,763,301</b>

**CALIFORNIA STATE UNIVERSITY, FRESNO  
SALARIES AS OF MARCH, 2007**

**CALIFORNIA STATE UNIVERSITY, FRESNO ATHLETIC CORPORATION, INC.**

DEPT	NAME	CLASS	TIMEBASE	ANNUAL SALARY
STAFF				
	Adams, C.	Admin. Assistant II	1.00	\$ 28,675
	Becker, T.	Payroll & Benefits Technician	1.00	31,439
	Bettencourt, S.	Admin. Support Coordinator I	1.00	36,003
	Bieniek, D.	Equipment Room Manager	1.00	30,500
	Blackstone, B.	Video Services Coordinator	1.00	31,827
	Bond, K.	Sport Operations Coordinator	1.00	29,790
	Bowen, T.	Production Video Services Coordinator	1.00	46,362
	Brock, D.	Bulldog Shop Manager	1.00	47,741
	Chiong, C.	Marketing/Licensing Coordinator	1.00	39,140
	Cisneros, L.	Facilities/Events Coordinator	1.00	29,790
	Cordova, A.	Facilities/Events Coordinator	1.00	29,790
	D'Amico, C.	Compliance Assistant	1.00	34,000
	Favilla, C.	Administrative Support Assistant II	1.00	33,966
	Flores, C.	Administrative Support Coordinator I	1.00	33,965
	Francis, M	Compliance Coordinator	1.00	36,054
	Giesel, J.	Academic Advisor	1.00	36,000
	Grim, N	Marketing Coordinator	1.00	38,367
	Hayden, R.	Director of Ticket Operations	1.00	51,183
	Hill, D.	Sport Operations Coordinator	1.00	53,049
	Ivy, A.	Admin. Support Assistant II	1.00	33,990
	Jackson, S.	Admin. Assistant Media Relations	1.00	40,318
	Jellison, R.	Media Producer	1.00	25,000
	Jesser, J.	Travel Coordinator	1.00	42,852
	Kirk, R.	Interim Assistant Media Relations Director	1.00	28,200
	Kriebs, J.	Asst. A.D. Facility Operations	1.00	74,271
	Leal, G.	Facilities/Events Coordinator	1.00	29,790
	Logan, T.	Director of Facilities	1.00	50,923
	Melcher, J.	Bulldog Shop - Assistant Manager	1.00	30,770
	Monroe, J	Administrative Support Assistant I	1.00	30,900
	Moore, J.	Facilities/Events Coordinator	1.00	28,008
	Nelson, R.	Network Analyst	1.00	42,444
	Pagesmith, R.	Academic Advisor	1.00	36,000
	Paramo, K.	Learning Specialist - Academic Advisor	1.00	44,011
	Pirtle, J.	Facilities/Events Coordinator	1.00	28,848
	Reggiani, R.	Assistant Media Relations Director	1.00	38,556
	Roybal-Rodriguez, C.	Group Sales Coordinator - Ticket Office Com	1.00	24,000
	Sanbongi, D.	Assistant Ticket Office Manager	1.00	31,900
	Sanders, E.	Academic Counselor - AY	1.00	59,478
	Slade, D.	Sport Operations Coordinator	1.00	29,790
	Weakland, S.	Director of Media Relations	1.00	56,650
	Younger, M.	Head Equipment Manager	1.00	54,943
Total Staff			41.00	\$ 1,559,283
TOTAL CALIFORNIA STATE UNIVERSITY, FRESNO ATHLETIC CORPORATION, INC. SALARIES			66.50	\$ 3,322,584

**CALIFORNIA STATE UNIVERSITY, FRESNO**  
**SALARIES AS OF SEPTEMBER, 2006**

**FRESNO STATE PROGRAMS FOR CHILDREN, INC.**

DEPT	NAME	CLASS	TIMEBASE	ANNUAL SALARY
------	------	-------	----------	---------------

**EARLY EDUCATION CENTER**

**STAFF**

Arias, S.	Master Teacher	1.00	\$	39,790
Benell, R.	Master Teacher	0.75		30,139
Campos, E.	Associate Teacher	1.00		16,785
Canahan, A.	Associate Teacher	1.00		20,384
Dobbs, K.	Master Teacher	1.00		34,985
Escobar, K.	Teacher	1.00		21,340
Farve, T.	Teacher	1.00		21,340
Johnston, K.	Nutrition Aide	1.00		18,948
Lucero, R.	Master Teacher	0.75		27,405
Marquez, M.	Master Teacher	1.00		36,732
Munoz, A.	Office Manager	1.00		37,171
Murray, K.	Teacher	1.00		21,340
Ratzlaff, C.	Associate Teacher	0.75		12,589
Rogers, G.	Master Teacher	1.00		39,790
Smothers, C.	Associate Teacher	1.00		17,638
Swallow, S.	Master Teacher	0.75		27,547
Thompson, C.	Associate Teacher	1.00		19,427
Vargas, C.	Teacher	1.00		22,401
Zamora, R.	Master Teacher	1.00		39,270
<b>Total Staff</b>		18.00	\$	505,021

**TOTAL EARLY EDUCATION CENTER**

**18.00**

**\$ 505,021**

**CAMPUS CHILDREN'S CENTER**

**STAFF**

Brewer, E.	Master Teacher	1.00	\$	34,986
Cao, T.	Associate Teacher	1.00		21,340
Cazares, S.	Teacher	1.00		21,340
Cheney, E.	Associate Teacher	1.00		17,638
Jenkins, J.	Office Manager	1.00		26,977
Juarez, M.	Associate Teacher	1.00		16,786
Oakely, M.	Teacher	1.00		21,340
Pucay, M.	Master Teacher	1.00		34,985
Verdin, M.	Associate Teacher	1.00		18,491
Yamaoka, L.	Teacher	1.00		34,985
<b>Total Staff</b>		10.00	\$	248,868

**TOTAL CAMPUS CHILDREN'S CENTER**

**10.00**

**\$ 248,868**

**ADMINISTRATIVE**

**STAFF**

Martinez, A.	Chef	1.00	\$	24,564
Rawlings, C.	Assistant Cook	1.00		19,281
<b>Total Staff</b>		2.00	\$	43,845

**TOTAL ADMINISTRATIVE**

**2.00**

**\$ 43,845**

**TOTAL FRESNO STATE  
PROGRAMS FOR CHILDREN, INC. SALARIES**

**30.00**

**\$ 797,734**