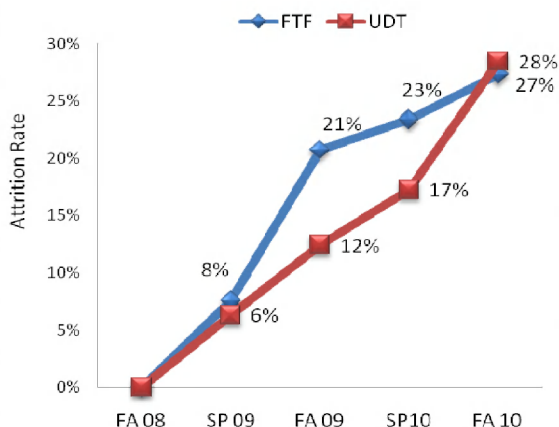




Institutional Research – March 2011

## Undergraduate Attrition Rate of Fall 2008 Cohort

Attrition Rate over Five Terms by Student Levels

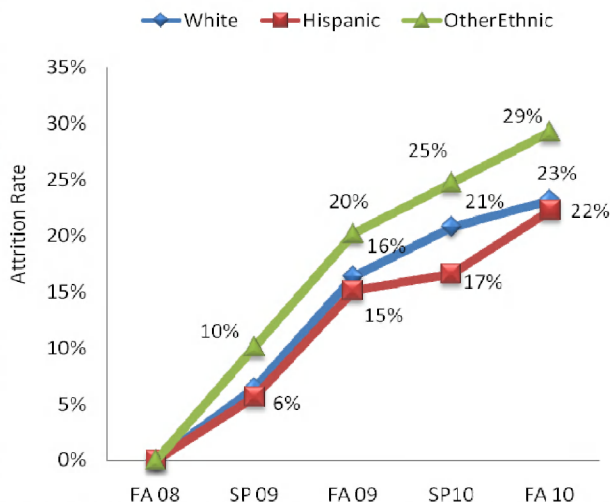


- 531 First Time Freshmen and 475 Upper Division Transfers
- FTF are more likely to leave in the third semester (after one year).
- FTF and UDT attrition rates are almost the same after two years.
- CSU average FTF one-year attrition rate is 21% and two-year attrition rate is 32%.

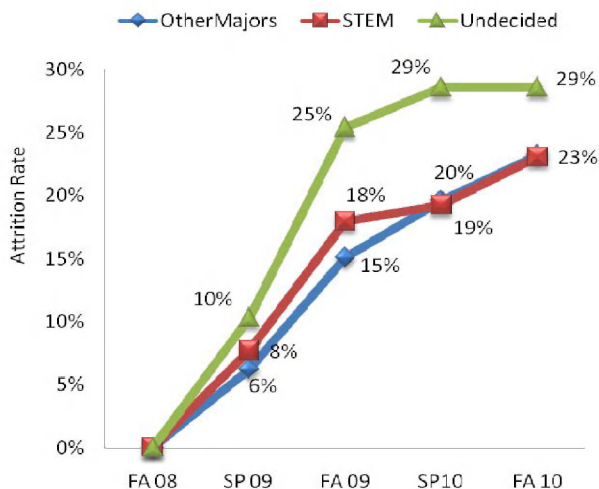
- 543 White, 265 Hispanic, and 198 other ethnic students

- In this cohort, the attrition rates of Hispanic students are lower (better) than White and other ethnic students.

Attrition Rate over Five Terms by Ethnicity



Attrition Rate over Five Terms by Ethnicity



- 156 students declared a STEM major, 724 declared other majors, and 126 declared no major

- STEM majors are slightly more likely to leave after one year than other majors but equalize in semesters 4 and 5.
- Students who do not declare a major when they first enroll show much higher attrition rates across all five terms.

\* Attrition Rate is calculated as students who neither graduated nor enrolled divided by the starting cohort.

\*\* STEM Majors include Biology, Information Technology, Chemistry, Computer Science, ES&RM, Math, Nursing, and Physics