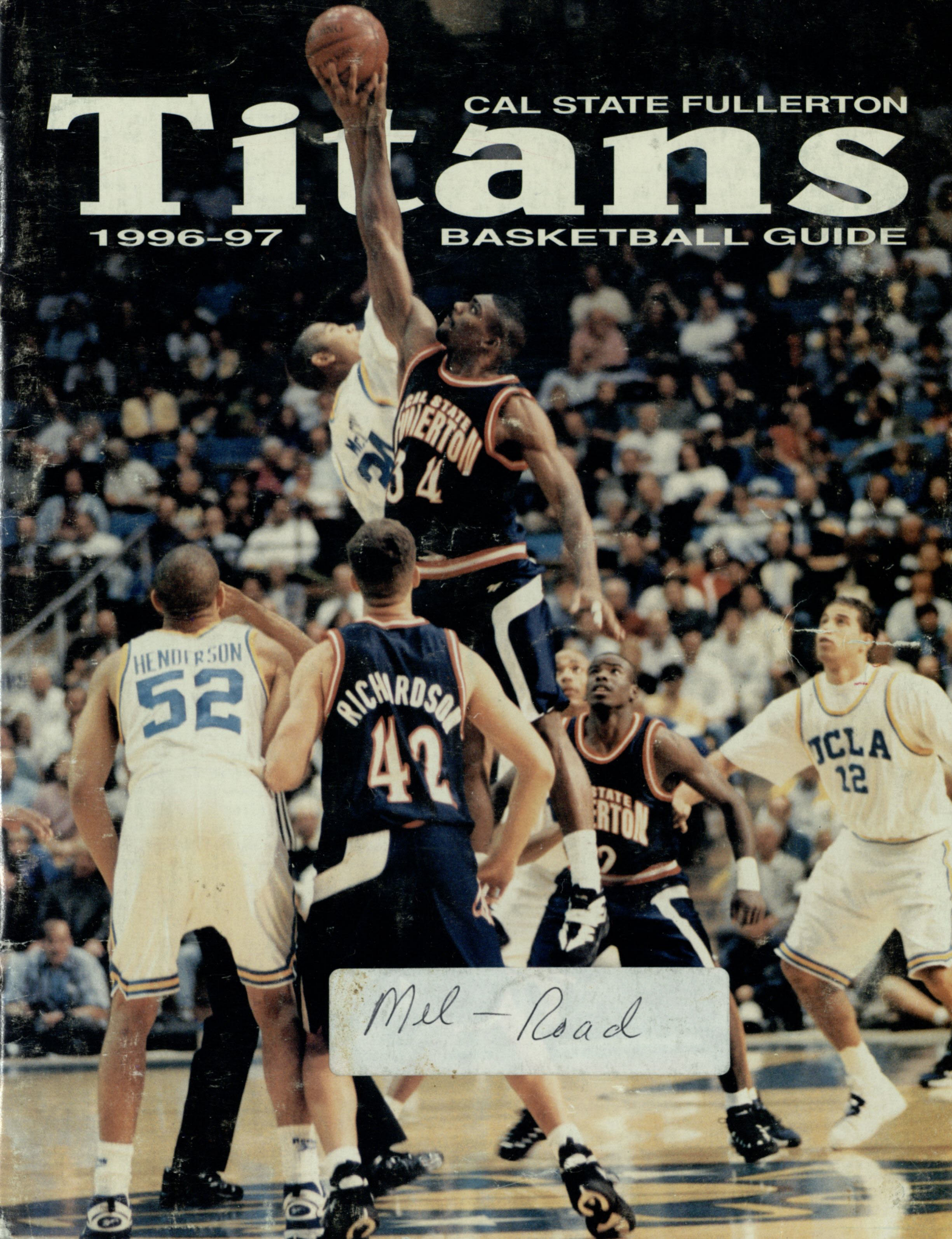


Titans

1996-97

CAL STATE FULLERTON
BASKETBALL GUIDE



Mel - Road



QUICK FACTS

Location: Fullerton, CA 92834 Enrollment: 22,000
 Nickname: Titans Colors: Navy, Orange & White
 Conference: Big West Arena: Titan Gym (4,000)
 President: Dr. Milton A. Gordon (714) 773-3456
 Faculty Athletics Representative: Dr. Lee Gilbert 773-2024
 Director of Athletics: John Easterbrook 773-3058
 Assoc. AD/SWA: Dr. Maryalyce Jeremiah 773-3058
 Asst. AD/Media Relations: Mel Franks 773-3970
 Dir. of Development for Athletics: Bob May 449-7621
 Equipment Manager: Cliff Hatter 773-3429
 Sports Complex Director: Ron Bond 773-3337
 Head Athletic Trainer: Julie Max 773-2219
 Dir. of Ath. Academic Services: Christine McCarthy .. 773-3057
 Ticket Manager: Patty Sexton 773-CSUF

Head Basketball Coach: Bob Hawking (CSU Northridge '71)
 13-40 in two years at Cal State Fullerton and career
 Assistant Coach: George Fuller (Grand Valley State '78)
 Assistant Coach: George Tuttle (Texas '90)
 Assistant Coach: Jeff Dunlap (UCLA '86)
 Administrative Assistant: Sean McKeever
 Managers: Steve Chen, Ian Dyberg, Jimmy Phu
 Statistician: Judith Daza
 Basketball Office: 773-3711 - FAX: 449-7619
 1995-96 Record: 6-20, 5-13 (10th) in Big West Conference
 Returning Starters: 4 Starters Lost: 1
 Returning Lettermen: 9 Lettermen Lost: 2
 Roster Breakdown:
 Seniors: 4 Juniors: 7 Sophomores: 2 Freshmen: 4

Media Information and Directory

PRESS ROOM: Room 162 in the eastern wing of the gymnasium serves as the press room for Titan basketball. Five telephone lines are available -- two at all times and three after the conclusion of radio post-game shows.
PRESS TABLES: Primary beat reporters and broadcasters will be located on the south side of the playing floor near the scorer's table. Auxiliary seating and scout seating is available at tables situated along the base lines.

GAME SUMMARY PACKETS: Booklets consisting of computer generated halftime boxes, final boxes and manually typed play-by-play summaries will be collated and distributed in Room 162 of the gymnasium building.

PRESS/PHOTO CREDENTIALS: Will be issued on a per game basis only. Requests should be made as far in advance as possible. "Visiting" media may make their requests through their respective "home" SIDs. Photo credentials must be worn in plain sight at all times. Photographers may shoot only from the designated areas behind both baselines.

PARKING: Parking is available by:

- Using Lot A at State College and Yorba Linda Blvd. or Lot B off State College Blvd. and paying \$1.50 (Monday thru Thursday only) upon entry for a daily permit, or:
- Obtaining a complimentary pass upon presentation of news credential to the Visitors Information Booth located on the south side of campus, northwest of the corner of Commonwealth and Nutwood Avenues.

BROADCAST SPACE: One "table" is allocated to each team's designated commercial radio station. Each holds three persons comfortably across the working counter with one cramped seating space available to the rear. Two complimentary lines are available in most cases.

TELEPHONES: There is one telephone at the press table -- (714) 773-3970 -- which must be kept free for messages, out-of-town scores, etc. Additional telephones CANNOT be installed at the press table due to the physical limitations of the building. Please call if you have special telephone needs.

LOCKER ROOMS: Are located off the hallway on the north side of the playing floor. Bob Hawking will conduct his post-game interviews in the equipment manager's office just outside the Fullerton players' locker room, which is CLOSED to the media. Players will be brought to the office area upon request after a reasonable cooling-off period.

FAX on DEMAND: Fullerton's releases, statistics and most recent box scores are available by calling (770) 399-3066. The Big West Conference is 292#. Fullerton's codes are 1220 for the release, 1222 for cumulative statistics and 1223 for the most recent box score.

NEWSPAPERS

DAILY TITAN, Box 2040, CSUF, Fullerton 92834 (714) 773-2991
 Janet Vick, sports editor Fax: (714) 773-2702
 L.A. TIMES (O.C.), 1375 Sunflower Ave., Costa Mesa 92626 ... (714) 966-5904
 Keith Thursby, editor; Lon Eubanks (beat) Fax: (714) 966-5663
 L.A. TIMES, Times Mirror Square, Los Angeles 90053 (213) 237-7145
 Bill Dwyre, editor Fax: (213) 237-7876
 THE REGISTER, 625 N. Grand Ave., Santa Ana, 92701 (714) 953-7803/8
 Mark Tomaczewski, editor; Larry Bortstein (beat) Fax: (714) 565-6765
 PRESS TELEGRAM, 604 Pine Ave., Long Beach, 90844 (310) 435-1161
 Jim McCormack, editor; Frank Burlison Fax: (310) 437-8914
 USA TODAY, 10877 Wilshire Blvd., #406, L.A., 90024 (310) 443-8900
 David Leon Moore Fax: (703) 276-6599

RADIO

KFWB, 6230 Yucca St., Los Angeles, 90028 (213) 462-6870
 Rod Van Hook Fax: (213) 871-4670
 KIIS, 6255 W. Sunset Blvd., Los Angeles, 90028 (213) 466-8381
 Vic "the Brick" Jacobs Fax: (213) 466-9330
 KNX, 6121 Sunset Blvd., Los Angeles, 90018 (213) 460-3562
 Fred Gallagher and Ronnie Bradford Fax: (213) 460-3275
 XTRA, 4891 Pacific Hwy., San Diego 92110 .. (619) 291-9191 Fax: (619) 291-6397

TELEVISION

KABC Ch. 7, 4151 Prospect Ave., L.A. 90027 (310) 557-3285
 Rick Lozano and Todd Donoho; Stan Radford, producer . Fax: (310) 557-3360
 KCAL Ch. 9, 5515 Melrose Ave., Los Angeles, 90038 (213) 960-3848
 Deborah Vogel, producer Fax: (213) 464-2526
 KCBS Ch. 2, 6121 Sunset Blvd., Los Angeles, 90028 (213) 460-3252
 Jim Hill, director; Fax: (213) 460-3337
 KCOP Ch. 13, 915 N. La Brea Ave., L.A., 90038 (213) 850-2222 ext16
 Tony Hernandez, director Fax: (213) 850-1265
 KNBC Ch. 4, 3000 W. Alameda Ave., Burbank, CA 91523 (818) 840-4237
 Fred Roggin, director; Mike Cunningham, producer Fax: (818) 840-3535
 KTLA Ch. 5, 5800 Sunset Blvd., L.A., CA 90028 (213) 460-5907/ext3826
 Stu Nahan and Ed Arnold Fax: (213) 460-5333
 KTTV Ch. 11, 5746 Sunset Blvd., L.A., CA 90028 (213) 856-1236 ext13
 Joe Babin, director; Bob Guerrero, producer Fax: (213) 467-6938
 O.C. NEWSCHANNEL, 625 N. Grand Ave., Santa Ana, 92701 (714) 565-3859
 Rick Mielke and Jim Watson Fax: (714) 565-3869
 FOX SPORTS WEST (310) 286-3800

WIRE SERVICES

A.P., 221 S. Figueroa, #300, L.A. 90012 ... (213) 626-1200 Fax: (213) 346-0200
 U.P.I., 11702 Regan St., Los Alamitos 90720 . (310) 431-4374 Fax: (310) 596-0295
 SPORTSTICKER (800) 367-8935 Fax: (800) 336-0383



TABLE OF CONTENTS



1996-97 CAL STATE FULLERTON BASKETBALL MEDIA GUIDE

Published Nov. 5, 1996

Editor: Mel Franks

Contributors: Jason Franks,
Jason Pommier, Jody Roginson
& Aimee Faulhaber

Printing:

Christian Printing Service, Chino
Photography

Cover: Jeff Mittleman

Head Shots: Mike Riley,

(CSF Learning Technology Support Center)

Action: Glenn Feingerts, David Hopley

Campus Shots: Mel Franks

Cal State Fullerton Sports Media Relations

Mel Franks, Director

Jody Roginson, Assistant Director

P. O. Box 6810,

800 N. State College Boulevard, PE 133-C

Fullerton, CA 92834-6810

(714) 773-3970 • FAX (714) 773-3141

Franks' Home (714) 525-7609

Titan Gym (714) 773-3970

E-mail: mfranks@fullerton.edu

www: http://sports.fullerton.edu


FAX-on-Demand Service

(770) 399-3066

Conference code: 292 Release: 1220

Statistics: 1222 Latest Box Score: 1223

Academic Assistance	4
Administration	2-3
All-Time Results	
by Game	48-50
by Opponent	51
by Year	47
vs. 1996-97 Opponents	27-29
All-Time Division I Roster	52
Assistant Coaches	7
Athletic Department Directory	3
Big West Conference	25
Big West Conference Tournament Results	26
Coaching Staff	6-7
Dunlap, Coach Jeff	7
Easterbrook, John	3
FAX-on-Demand Directory	15
Fuller, Coach George	7
Gordon, Dr. Milton A.	2
Hawking, Coach Bob	6
Home Court Record	56
Hotels	11
Mascot and Nickname	5
Media Information and Directory	Inside front cover
National Basketball Association Titans	53
Nickname and Mascot	5
Overtime Results Since 1974-75	11
Preview of 1996-97	8
Opponents	30-36
Player Profiles	10-24
Schedule	Back cover
Pronunciation Guide	9
Record Book	54-56
Retired Jerseys	29
Review of 1995-96	37
Final Statistics	38
Game Summaries and Box Scores	41-47
Game-by-Game Results	39
Game-by-Game Statistics	40
Highs and Lows	39
Rosters	
All-Time Div. I	52
Alphabetical & Numerical	9
Radio-TV	Inside back cover
Tuttle, Coach George	7
University Profile	2-3





Cal State Fullerton:

Where Learning Is Preeminent

California State University, Fullerton plays a major role in the intellectual, cultural and economic lives of Orange County.

Given the charge of teaching as a member of the state's three-tiered system of higher education, Cal State Fullerton does an exceptional job of educating the residents - and future - of Orange County. It prepares highly skilled and well-prepared university graduates.

Now in its 38th year, the university points proudly to its product, approximately 115,000 graduates. With 85 percent of them remaining within a 50-mile radius of campus, they occupy key spots in business, industry, government, the political arena and education.

The university - with its main campus in Fullerton and a branch in Mission Viejo - is one of the county's largest employers and purchasers. Its presence is a key factor in the prosperity and progress of this area. With more than 22,000 students currently enrolled and more than 2,200 faculty and staff employees, Cal State Fullerton im-



pacts the community by approximately \$600 million annually.


With a mission of making learning preeminent, the university's 700 faculty members combine the best qualities of teaching and research universities to work in close collaboration with students and staff to expand knowledge. The instructional program is offered by seven schools: The Arts; Business Administration and Economics; Communications; Engineering and Computer Science; Human Devel-

opment and Community Service; Humanities and Social Sciences; and Natural Science and Mathematics.

With full accreditation for its overall program, Cal State Fullerton has national recognition for its programs in art, athletic training, business, chemistry, communications, computer science, dance, engineering, music, nursing, public administration, speech and hearing, teacher education and theater. In all there are 94 degree programs - with 44 of them at the graduate level - plus a wide variety of credential and certificate programs.

Students are provided the best of current practice, theory and research and integrate professional studies with preparation in the arts and sciences. Through experiences in and out of the classroom, students develop the habit of intellectual inquiry, prepare for challenging professions, strengthen relationships to their communities, and contribute productively to society.

Cal State Fullerton is the most affordable and ethnically diverse university in the area. It ranks 16th nationally in the total overall number of minorities who graduate, with a ranking of 12th for both Asians and Hispanics (No. 3 for both in Communications and No. 4 for Asians in both Education and Business). In California, the university is No. 1 for awarding undergraduate degrees in business and management to Hispanic and Native Americans, and communications degrees to Hispanic, Asian and Native Americans. A No. 2 ranking is held in California for



Dr. Milton A. Gordon, President

Dr. Milton A. Gordon was selected the fourth president of Cal State Fullerton by The California State University Board of Trustees and assumed his duties on Aug. 6, 1990.

His university leadership includes serving as vice president for academic affairs at Sonoma State University for four years, as dean of the College of Arts and Sciences at Chicago State University for more than eight years and as director of the Afro-American Studies Program at Loyola University of Chicago for six years.

President Gordon also taught at the Illinois Institute of Technology and in the Chicago public schools and served as a mathematician at the University of Chicago's Laboratories of Applied Sciences.

He is the Big West Conference representative to and vice-chairman of the NCAA Presidents Commission, California state representative to the American Association of State Colleges and Universities and serves on the governing boards of the National Conference of Christians and Jews, California Coalition for Mathematics, Orange County Chamber of Commerce, Orange County Community Foundation, United Way of Orange County, YMCA of Orange County and Fullerton Chamber of Commerce. In addition, he is on the advisory boards of St. Jude Medical Center and The California State University's Institute for Teaching and Learning.

The President has a Ph.D. in mathematics from the Illinois Institute of Technology, an M.A. in mathematics from the University of Detroit and a B.A. in mathematics and secondary education from Xavier University of New Orleans, Louisiana.



undergraduate education degrees to Hispanic Americans.

An extended education program, with open enrollment, offers individual courses, seminars and workshops, as well as 31 certificate programs ranging from entrepreneurship and sales management to creative writing. Classes are held evenings and weekends both on-and off-campus.

Community members also may visit campus for theater, music and dance performances and art exhibits of off-campus artists, plus those of university students and faculty members. While here, both the Fullerton Arboretum and Heritage House are worth touring. And, an extensive recreation program is aimed chiefly at students, but is open to the public.

Volunteer opportunities are open through Cal State Fullerton's many support groups, such as the Art Alliance, Music Associates, Patrons of the Library and President's Associates. One such group, Continuing Learning Experience, holds many of its programs in the Ruby Gerontology Center, for which it spearheaded the fund-raising campaign. The center serves as an educational and research facility for the study of successful aging.

In less than four decades, Cal State Fullerton has taken its place as a primary force in the growth and prosperity of Southern California.

John Easterbrook, Athletic Director




John Easterbrook begins his third year in charge of the athletic department riding the momentum of a noteworthy first two years. Under his leadership, the Titans have come out in the black budgetarily and had three teams gain the national quarterfinals led by the 1995 NCAA championship baseball team.

Easterbrook was appointed on Sept. 1, 1994, by President Milton Gordon. He was chosen from a field of 41 candidates on the strength of his experience at a successful Div. I program and his familiarity with the California State University system as an associate athletic director for nine years at Fresno State. Easterbrook, 57, was involved primarily in compliance, facilities and event management at Fresno State, which annually draws more than 500,000 fans to athletic events.

Easterbrook was hired at Fresno State by Dr. Gary Cunningham. The pair had crossed paths at the University of Wyoming in Laramie where Easterbrook was the president and CEO of American National Bank and Cunningham was the UW athletic director.

Easterbrook previously coached college football for 13 seasons at Idaho, Oregon State, Illinois and Wyoming. He was a three-year starter at quarterback and also played two seasons of basketball at Illinois. He was the Most Valuable Player of the Copper Bowl. He earned a bachelor's degree (1961) in commerce and law and attended law school for two years before entering coaching.

The Champaign, Illinois, native and his wife, Cynthia, have three adult children and three granddaughters. John and his two sons are avid golfers.



ATHLETIC DEPARTMENT DIRECTORY

ATHLETIC DIRECTOR: John Easterbrook 773-3058
 ASSOCIATE A.D./SWA: Dr. Maryalyce Jeremiah 773-3058
 FACULTY ATHLETICS REP.: Dr. Lee Gilbert 773-2024
 ASST. A.D./MEDIA RELATIONS: Mel Franks 773-3970
 ASST. MEDIA RELATIONS: Jody Roginson 773-3970
 FINANCIAL OFFICER: John Jentz 773-3507
 DIR. OF ATHLETIC DEVELOPMENT: Bob May 449-7621
 DIR. OF SPORTS MARKETING: Jeff Cova 773-2678
 DIRECTOR OF ATHLETIC ACADEMIC SERVICES:

Christine McCarthy 773-3057
 COORD. OF ACAD. SERVICES: Barbara Kempton .. 773-3057
 EQUIPMENT MANAGER: Cliff Hatter 773-3429
 ASST. EQUIPMENT MANAGER: Joe Camacho 773-3429
 COMPLIANCE DIRECTOR: Dr. June Kearney 773-3431
 TICKET MANAGER: Patty Sexton 773-CSUF

SPORTS COMPLEX:

DIRECTOR: Ron Bond 773-3337
 ASSOCIATE DIRECTOR: Ron Andris 773-2087
 ASSOCIATE DIRECTOR: Mike Uraine 773-3243

HEAD COACHES:

BASEBALL: George Horton 773-3789
 MEN'S BASKETBALL: Bob Hawking 773-3711
 WOMEN'S BASKETBALL: Deborah Ayres 773-3604
 M/W CROSS COUNTRY: John Elders 773-3490
 M/W FENCING: Heizaburo Okawa 773-2090
 WOMEN'S GYMNASTICS: Lynn Rogers 773-2778
 M/W SOCCER: Al Mistri 773-3489
 SOFTBALL: Judi Garman 773-3495
 WOMEN'S TENNIS: Bill Reynolds 773-3053
 M/W TRACK: John Elders 773-3490
 WOMEN'S VOLLEYBALL: Mary Ellen Murchison ... 773-3052
 WRESTLING: Ardeshir Asgari 773-2138

ATHLETIC TRAINING ROOM:

HEAD ATHLETIC TRAINER: Julie Max 773-2219
 ASSISTANT TRAINER: Chris Mumaw 773-2561
 GRADUATE ASSISTANT: Brandon Dederich 773-2561
 GRADUATE ASSISTANT: Shannon Schumaker 773-2219



The Athletic Academic Services department was established at Cal State Fullerton to help ensure the academic success of intercollegiate athletes.

The mission of Athletic Academic Services, according to Director Christine McCarthy, is to provide academic and effective support services to help each student reach his or her academic goals.

"We want all of our student-athletes to benefit fully from his or her educational experience at Cal State Fullerton," said McCarthy.

The department's many programs and services are directly aimed at this goal. The office is responsible for academic advisement, coordinating study plans, class schedules, study skills workshops, tutoring, study hall, faculty and peer mentoring and referrals to the many campus services available.

The office is staffed by three full-time personnel in McCarthy, Academic Counselor Pam Vasquez and Administrative Assistant Barbara Kempton and two half-time graduate assistants in Tish Van Bibber and Tammi Bories, who serve as academic counselors and peer mentors. Kempton has been at CSUF for 30 years, and her knowledge of the campus and the athletics department is immensely valuable to student-athletes who may need help with administrative paperwork and problems.

Coaches rely on Athletic Academic Services to track student-athletes' progress in classes and to alert them and the students to any potential problems. The department has an "Early Warning" system -- periodic grade checks -- in place which encourages faculty members to notify the office if a student

is having problems with coursework and may require academic support.

Student-athletes at CSUF take an average of 4 1/2 to 5 years to graduate, and some of that success can be credited to Athletic Academic Services. The staff members assist with selecting and registering for classes, referring students to faculty advisors and tracking and evaluating their progress toward graduation. The office's services are available to all past and current student-athletes.

"Not all student-athletes are able to graduate in four years, because of professional opportunities or personal commitments," says McCarthy. "We developed a re-entry program for former student-athletes who wish to complete their studies, offering them the same services which were available to them when they competed for us."

The office of Athletic Academic Services helps student-athletes feel comfortable in the CSUF environment and McCarthy's experience before coming to the department in July, 1992, helps the orientation process.

McCarthy received her masters degree in social science from Cal State Fullerton in 1987 and has been working in education since 1984. Previous to her appointment in athletics, McCarthy worked for three years as the Assistant Director of the Learning Assistance Resource Center at CSUF before budget cuts eliminated the department.

Before coming to Cal State, McCarthy was the director of student services at Western State University, College of Law, and before that was the director of student services at the University of Phoenix.



Academic assistance staff members, front, from left: Pam Vasquez and Tish Van Bibber. Back row: Tammi Bories, Christine McCarthy and Barbara Kempton.



NICKNAME AND MASCOT

"What exactly is a Titan?"

"Why do you have an elephant for your mascot?"

Those are two of the first questions that pop into the minds of media and fans when a Cal State Fullerton athletic team makes its inaugural visit. While the relatively young institution carved out of the Orange County citrus groves may be too new for many traditions, here are the recognized legends.

"It was the students' decision in a vote," explained Dr. Ernest Becker, founding Dean of Students, of the nickname 'Titans.' "More than a hundred names were suggested, and the Student Council took on the job of narrowing the list down to a few for the purposes of an election. The vote was close, with Titans narrowly prevailing over Aardvarks and Rebels."

It was a unique student body at the outset, all upper division students until 1963. There were 453 of them, mostly female, in 1959, the first year of classes at what was then known as Orange County State College. They voted to organize as a student body and to assess themselves a fee of \$10 per semester.

"Even when it was decided that 'Titans' would be the nickname, there was confusion as to what it represented," said Becker. "I was

thinking of a large mythological figure from Greek history, not unlike Tommy Trojan, but with perhaps straighter, more modern lines. In the same vein, the original dormitories were named Othrys Hall. There were others, however, who related the name to the Titan missile then in prominence."

Nothing official was done about a



Mark Monninger brought Tuffy to life in the early 1980s.

mascot because no one knew quite what to do. Until, of course, the "First Intercollegiate Elephant Race in Human History."

What began as a practical joke turned into probably the biggest "happening" on the campus to this day. The "gag" attracted elephants from universities around the nation and even Oxford from England. A crowd estimated at more than 10,000 people turned out on "Dumbo Downs" as the hastily graded field became known that spring afternoon in 1962.

To publicize the event, a circus-like elephant called Tuffy the Titan was used and it began appearing on sweaters and notebook covers around the campus. With no other mascot, the elephant was unofficially adopted. Several revisions in the caricature have been made in recent years to create a more tenacious Tuffy, or Titus as




Tuffy found a female Tiffany for the 1990s.

he also was called in an attempt to make him Greek. The costume that brings the elephant mascot to life also has changed as evidenced by the adjacent photographs. Tuffy even attracted a female Tiffany in 1992.

The origin of the school colors also bears discussion. The students voted for royal blue and white when they chose Titans, but the athletic equipment manager at the time thought orange was an appropriate color on uniforms for a school known as Orange County State College. The unofficial color was "adopted" and finally was formally acknowledged by the Athletics Council in 1987. A change to a navy blue in uniforms and printing instead of the "reflex" blue of recent years was initiated in 1992 with a de-emphasis of the orange, originally furthered by former Director of Athletics Lynn Eilefson in the mid 1980s.

And, finally, there is the matter of the school's name. As mentioned earlier, the name originally was Orange County State College. It's also been Orange State College and later California State College at Fullerton or *comma*, Fullerton. The change to university status necessitated a further change to California State University, Fullerton, but the school's address could not be changed from 800 N. State College Boulevard. To its alumni of more than 110,000, it's simply Cal State Fullerton.



Circuslike Tuffy, circa 1970, gave way to a more natural, ferocious looking model in the mid 1980s. In 1995, the entire campus adopted a new elephant and type style.



Head Coach Bob Hawking

Bob Hawking has placed his stamp on the Cal State Fullerton basketball program in two seasons as head coach as he methodically goes about bringing the Titans back toward the prominence they enjoyed during the 1980s.

"The 1995-96 season was the initial step in the rebuilding of our Titan basketball program," said Hawking. "The foundation for future success has been established and the dividends will be forthcoming."

Hawking has supervised his first full recruiting year and the Titans signed a full team in November and April -- a center, two forwards and two guards. He has again retained his entire coaching staff as assistants George Fuller, George Tuttle and Jeff Dunlap work together for their third season. The team is confident it will soon climb in the Big West Conference standings.

"Our staff and student-athletes are working very hard to make our program respectable," said Hawking, 47 (as of Nov. 7), who served as interim head coach in 1994-95 and earned a three-year contract on Apr. 18, 1995. "We are committed to making it work. Our intention is to build


from the ground up. With that as the focus, we will not assume anything. We intend to establish goals, work ethic and the intangible qualities needed for any organization to be successful.

"Our recruiting philosophy is based on three cornerstones. We are looking for good people, good players and young men who want to earn a college degree. We will not recruit anyone who does not fit that mold.

"On the court we want to play up tempo. We have recruited to that style and will continue to do so. Secondly, but just as importantly, we will put a priority on playing and practicing hard on a daily basis."

The Titans began Hawking's first season well, splitting their first six games and jumping off to a 2-0 start in the Big West Conference with wins at UNLV and UC Irvine. But several injuries down the stretch drained the limited depth and the Titans settled for a 7-20 overall mark and a 5-13 Big West log while going with basically a 3-guard lineup. Last year was almost a carbon copy. Included in marks of 6-20 and 5-13 were a buzzer-beating win at San Diego State, another win over UC Irvine and the first sweep of New Mexico State since 1986-87. The Titans battled short seasons for injured guards Chris St. Clair and Brian Thomas and a total of 41 missed games by players.


Hawking was the top assistant under Brad Holland for two years (1992-93 and 1993-94) at Fullerton after two-year stints under Bob Williams at UC Davis and Tom Asbury at Pepperdine. Hawking's high school coaching career began at Pater Noster High in Los Angeles and he later served as head coach at Simi Valley High School for 14 years and developed a championship program. His teams went to the CIF playoffs nine times and won five Marmonte League championships. His 1987 team was ranked No. 4 in the state and his 1988 team won the CIF title behind



the play of Don MacLean, who went on to become the all-time leading scorer in the Pac-10 for UCLA. Hawking was selected the CIF Southern Section 4A Coach of the Year.


The playing career of Hawking began at Alemany High School in Mission Hills and continued at Pierce College, where he played for current Louisville coach Denny Crum. He completed his playing career at Cal State Northridge, where he earned a degree in 1971.

Hawking was born on Nov. 7, 1949, in Chicago. He and his wife, Jeannie, have three children. Son Butch is about to complete a hitch in the Air Force and begin a basketball coaching career. Kristin, 18, is a freshman at Arizona State competing in cross country and track and field. Son Quinn, 14, is still at home in Yorba Linda.





COACHING STAFF



George Fuller
(Grand Valley State '78)


George Fuller is in his third year as the top assistant for Head Coach Bob Hawking. An assistant the previous 10 seasons at Grand Valley State in Allendale, Michigan, Fuller was hired as an assistant at Fullerton on Aug. 22, 1994, and stepped up a notch on Sept. 22 when Hawking replaced former head coach Brad Holland.

Fuller spearheads the Titans' recruiting efforts and plays a large part in game preparation both in practice and in opponent scouting. In addition, he assists Coach Hawking with the summer basketball camp. His focus with the players primarily is with the post players and on team defense.

Fuller, 40, had spent his entire basketball career at Grand Valley. A two-time all-conference selection, he was the starting point guard on three conference championship teams for Head Coach Tom Villemure and earned his degree in 1978 in public administration. He stayed on campus as first a part-time and then a full-time aide to Villemure.

During his tenure, Fuller also coordinated the athletic study table for all sports except football and he worked four years in the school's financial aid department. He also taught physical education classes and earlier worked in the university's admissions office. He obtained a masters degree in public administration in 1993 at Grand Valley State.

George and his wife, Rochelle, live in Chino Hills and have a son, Jonathan, 7. George's brother, Tony, was the head basketball coach at Pepperdine.




George Tuttle
(Texas '90)

Versatile George Tuttle is in his fourth season on the Titans' coaching staff in 1996-97, his third involving off-campus recruiting. His responsibilities include coordinating the Titans' academic monitoring and sharing in opponent scouting, game preparation, on-floor coaching, camp administration and on-campus recruiting. On the floor he concentrates on improving the Titans' guard play and team and individual defense.

Tuttle, 29, came to Fullerton in 1993 after a busy two years at Sheridan Junior College in Wyoming. In addition to his coaching duties, he served as academic advisor and physical education instructor as well as sports information director. Tuttle had the privilege of working under one of the winningest JC coaches in America in Bruce Hoffman. Together they compiled a 52-12 record including a 1992-93 season mark of 28-4 and a No. 12 national ranking.

Tuttle served one year as a graduate assistant at the University of Texas for Coach Tom Penders in 1990-91. He has worked summer basketball camps around the country and coached on the prep level in Oklahoma and Texas.

Tuttle played on the St. Edward's University varsity basketball team in Austin and was a two-time academic all-conference and all-region selection. He earned his bachelors degree at the University of Texas and has worked toward a masters degree at Texas and Wyoming. He is single and lives in Newport Beach.



Jeff Dunlap
(UCLA '86)

Jeff Dunlap joined Coach Bob Hawking's staff in late October of 1994 to fill the spot vacated by George Tuttle's promotion to full-time assistant.

Dunlap returned to Southern California after a three-year term as an assistant to Coach Steve Hawkins at Quincy University in Quincy, Illinois. There he was the recruiting coordinator and supervised team and individual defense. Dunlap's recruiting efforts helped Quincy earn consecutive NCAA tournament bids.

Dunlap, 33, began his coaching career in 1986 with the junior varsity at North Hollywood High School, his alma mater. He moved in 1988 to College of the Canyons in Valencia where he was an assistant to Lee Smelser with the men's program and the head coach for the women's program for three seasons.

With the men he was the main floor assistant as the Cougars won back-to-back conference championships. The Lady Cougars made their first appearance in the state tournament under Dunlap as he compiled a 44-20 record that included a school-record 25 wins in a season including 13 in a row. He also was the school's sports information director.

Dunlap was a three-year letterman at UCLA and a member of the 1985 NIT championship squad under Coach Walt Hazzard. Dunlap was selected the team's Outstanding Senior in 1986. He also played one season at Pierce College in Woodland Hills after earning All-San Fernando Valley and all-league prep honors.



SEASON PREVIEW

A newly expanded and re-aligned Big West Conference provides a unique opportunity for the Cal State Fullerton basketball team to re-emerge as a force in the conference standings.

The Titans return four starters among eight lettermen from last year's club that posted a 5-13 conference mark and a 6-20 overall record. Leading scorer Chuck Overton is the only starter lost from a 1995-96 team that flirted with numerous successes but settled for highlight wins over San Diego State and UC Irvine and the first season sweep of New Mexico State in nine years.

"We were one of the youngest squads in the NCAA last year with two freshmen and two sophomores among our starters," said Coach Bob Hawking, who is preparing for his third season as Titans' head coach after two years as an assistant. "With one senior (Overton) and only one other healthy player (Chris Dade) with Div. I experience, our challenges were great. Matters were complicated by the loss of several key performers over the course of the year. We eventually missed 41 games.

"Our 'kiddie corps' competed with tremendous intensity and played exciting basketball. Along the way we had some outstanding wins and matured a great deal in the process.

"While getting baptized under fire, the foundation for future success was established. With the personnel and philosophy in place, the dividends will be forthcoming. The 1995-96 season was the initial step in the rebuilding of our Titan basketball program."

The Titans return a trio of two-year lettermen in guards Dade and Chris St. Clair and forward DeV Vaughn Wright as well as one-year veterans in forwards John Williams, Mark Richardson and Andy Hinkle, center Dirk Rassloff and guard Kenroy Jarrett. (Guard Ali Nayab's eligibility was uncertain at press time pending appeal.) All but Hinkle have experience as starters. They are joined by Eastern Kentucky transfer Wyki Tyson, a four-man recruiting class and potentially three walk-ons to make up a relatively large 17-man roster.

"We will do a lot of experimenting on paper and eventually on the floor," said Hawking. "We have a lot of flexibility and versatility with a lot of combination players. Some players respond to playing more than one position better than others and that's the kind of thing we have to determine. We fully expect to play all of our freshmen. If they aren't going to play significant minutes, they will redshirt."

Williams (6-5, Sr.) had the best statistics of any Titan in 1995-96, leading the team with 7.2 rebounds per game and ranking No. 2 in scoring at 14.2 points per game. On numerous occasions he took over games with his play "in the paint" despite his relative lack of height at 6-foot-5.

Over the past two years, Dade (6-2, Jr.) has been the Titans' best overall player. He's been the No. 3 scorer each season (12.5

points per game last year) and typically draws the assignment of guarding the opponents' top perimeter scorers, often giving up several inches. He was the Titans' top threat from 3-point range last year and set a school single-game record with a 7-for-8 performance against UC Irvine.

St. Clair's (6-0, Jr.) absence after the first five games was a significant loss last season. He never fully recovered from knee surgery the previous spring and his fire power off the bench was sorely missed. In 1994-95 he was the team's No. 2 scorer at 10

points per game and gave the offense another 3-point threat. He had further surgery in April of 1996 but should be ready to go full tilt in October.

Richardson (6-7, So.) started for most of the season but missed the last six games due to a broken finger. He averaged 4.7 points and 4.8 rebounds and did the little things like setting picks and blocking out that don't show up in the individual statistical reports. For his efforts he was selected to the All-Big West Conference freshman team.


Jarrett (5-11, So.) split starting duties at point guard with Nayab, who is trying to regain his 1994-95 season of eligibility due to medical hardship. They played almost equal minutes and each averaged 4.7 points with Nayab ahead in assists with 88 to Jarrett's 45. Jarrett was better at 3-point field goals and joined Richardson on the All-Big West freshman team.

Rassloff (6-9, Sr.) and Wright (6-6, Jr.) were successful role players, specializing in defense and rebounding. Rassloff started nine games and averaged 3.6 points while Wright got the starting nod eight times

and averaged 1.7 points and 2.4 rebounds. Walk-ons Hinkle (6-5, Jr.), who played nearly 200 minutes due to mid-season injuries, and David Ng (6-8, Sr.) complete the list of 10 returnees.

Three freshmen and one junior college transfer comprise the 1996 recruiting class. The most experienced arrival is forward/guard Craig Whitehead (6-6, Jr.) from Belleville Area CC in Illinois. The freshmen are forward Matt Caldwell (6-8) from Centennial High in Peoria, Arizona; guard-forward Josh Leighton (6-5) from Sacramento High and point guard Dane Plock (6-1) from Estancia High in Costa Mesa. The most highly credentialed newcomer is Santa Ana Valley High School forward Ike Harmon (6-7, Fr.), who has enrolled in school but will not be eligible under the requirements of Prop. 48. He dominated the Orange County All-Star Game with a 30-point, 10-rebound effort and was an all-county and All-CIF selection.

Ng is a returning walk-on but the Titans also have two new ones who might contribute more. Jason Cunningham (6-5, Jr.) set single-season and career scoring records at Los Alamitos High and was an all-conference performer in 1994-95 at Fullerton JC. Guard Geoff Meeks (5-11, Fr.) is a product of the always outstanding Crenshaw High program in Los Angeles.





ROSTER

1996-97 Cal State Fullerton Titans - Alphabetically


No.	Name	Pos.	Ht.	Wt.	Yr.	Hometown	Previous School
50	Matt Caldwell	C	6-8	220	Fr.	Peoria, AZ	Centennial HS
21	Jason Cunningham	F	6-5	190	Jr.	Los Alamitos	Fullerton JC
12	Chris Dade**	G	6-2	205	Jr.	San Diego	El Camino HS
31	Andy Hinkle*	F	6-5	190	Jr.	Placentia	El Dorado HS
14	Kenroy Jarrett*	G	5-11	160	So.	Twentynine Palms	Twentynine Palms HS
22	Josh Leighton	G/F	6-5	185	Fr.	Sacramento	Sacramento HS
4	Geoff Meeks	G	5-11	165	Fr.	Los Angeles	Crenshaw HS
10	Ali Nayab*	G	5-10	160	Sr.	San Diego	Southwestern JC
33	David Ng	F	6-8	210	Sr.	Rosemead	East L.A. JC
3	Dane Plock	G	6-1	170	Fr.	Costa Mesa	Estancia HS
15	Dirk Rassloff*	C	6-9	245	Sr.	Offenbach, Germany	Fairleigh Dickinson
42	Mark Richardson*	F	6-7	215	So.	Fort Wayne, IN	Bishop Dwenger HS
24	Chris St. Clair**	G	6-0	170	Jr.	La Habra	Sonora HS
11	Wyki Tyson	F	6-8	225	Jr.	Troy, MI	Eastern Kentucky
25	Craig Whitehead	G/F	6-6	190	Jr.	Belleville, IL	Belleville Area CC
34	John Williams*	F	6-5	220	Sr.	Moreno Valley	Mt. San Jacinto JC
44	DeVaughn Wright**	F	6-6	215	Jr.	Fountain Valley	Mater Dei HS

*letters earned


Head Coach: Bob Hawking (Cal State Northridge '71), 3rd year

Assistants: George Fuller (Grand Valley State '78), 3rd year; George Tuttle (Texas '90), 4th year;

Jeff Dunlap (UCLA '86), 3rd year



Sean McKeever
Administrative Assistant



Steve Chen
Head Manager

1996-97 Cal State Fullerton Titans - Numerically


No.	Name	Pos.	Ht.	Wt.	Yr.	Hometown	Previous School
3	Dane Plock	G	6-1	170	Fr.	Costa Mesa	Estancia HS
4	Geoff Meeks	G	5-11	165	Fr.	Los Angeles	Crenshaw HS
10	Ali Nayab*	G	5-10	160	Sr.	San Diego	Southwestern JC
11	Wyki Tyson	F	6-8	225	Jr.	Troy, MI	Eastern Kentucky
12	Chris Dade**	G	6-2	205	Jr.	San Diego	El Camino HS
14	Kenroy Jarrett*	G	5-11	160	So.	Twentynine Palms	Twentynine Palms HS
15	Dirk Rassloff*	C	6-9	245	Sr.	Offenbach, Germany	Fairleigh Dickinson
21	Jason Cunningham	F	6-5	190	Jr.	Los Alamitos	Fullerton JC
22	Josh Leighton	G/F	6-5	185	Fr.	Sacramento	Sacramento HS
24	Chris St. Clair**	G	6-0	170	Jr.	La Habra	Sonora HS
25	Craig Whitehead	G/F	6-6	190	Jr.	Belleville, IL	Belleville Area CC
31	Andy Hinkle*	F	6-5	190	Jr.	Placentia	El Dorado HS
33	David Ng	F	6-8	210	Sr.	Rosemead	East L.A. JC
34	John Williams*	F	6-5	220	Sr.	Moreno Valley	Mt. San Jacinto JC
42	Mark Richardson*	F	6-7	215	So.	Fort Wayne, IN	Bishop Dwenger HS
44	DeVaughn Wright**	F	6-6	215	Jr.	Fountain Valley	Mater Dei HS
50	Matt Caldwell	C	6-8	220	Fr.	Peoria, AZ	Centennial HS

*letters earned


Head Coach: Bob Hawking (Cal State Northridge '71), 3rd year

Assistants: George Fuller (Grand Valley State '78), 3rd year; George Tuttle (Texas '90), 4th year;

Jeff Dunlap (UCLA '86), 3rd year



Ian Dyberg
Manager



Jimmy Phu
Manager

Pronunciation Guide

ahl-LEE NIGH-ab

david ENG

WHY-kee tyson



12

Chris Dade

G

6-2 205 Junior 2V San Diego El Camino HS

Chris Dade has developed into a solid Division I player and should make a run at all-conference honors in this his junior season... possibly the best all-around player on the Titans' squad... can score from the perimeter or by penetrating the paint... typically draws the opponent's top scorer to defend, often giving



up several inches of height... made the Big West Conference all-freshmen team in 1994-95 after sitting out his true freshman campaign in 1993-94 due to an old wrist injury.


CSFIN 1995-96: Appeared in all 26 games, 25 of them as a starter... was team's third best scorer at 12.5 points per game... got off to a slow start due to tendinitis in a knee but came alive in Big West play... almost single-handedly beat UC Irvine on Jan. 13 with a career game... with John Williams sidelined by a hand injury, Dade scored 28 points while hitting 7 of 8 three-point field goal tries, several while falling or being knocked down... also had 6 rebounds and 4 assists in the 81-73 win.

CSFIN 1994-95: Appeared in all 27 games, 24 of them as a starter... was team's third best scorer at 9.9 points per game... averaged 2.8 rebounds and 2.0 assists per contest... third on team with 37 3-point field goals but had second best percentage at .346 (37 of 107)... best free throw shooter on team with .755 percentage (80 of 106)... had high of 18 points in win at UC Irvine on Jan. 3... twice had 17 points... had best of 9 rebounds vs. San Francisco... hit 6 of 11 shots vs. Long Beach State on Feb. 23 before suffering sprained ankle that hobbled him the rest of the season.

CSFIN 1993-94: After participating

in only a few drills in the Fall of 1994, a wrist problem dating to high school was properly diagnosed and resultant surgery left him in a cast for nearly six months... unable to practice with the team.

EL CAMINO HIGH SCHOOL: Led El Camino to the San Diego Section CIF Div. II championship... team's and Avocado League's Most Valuable Player and CIF Player of the Year as an off guard for Coach Ray Johnson...team went 25-5 with Dade averaging 16.5 points while shooting 58 per cent from the floor and 78 per cent from the line... also team MVP as a junior when he played point guard and team was 20-7... averaged 17.1 points while shooting 53 per cent from the floor and 65 per cent from the foul line...showcased his talents in a San Diego County vs. Orange County All-Star Game in the summer of 1993 and dominated the contest, scoring a game-high 19 points to lead San Diego to a 107-89 upset win... finished second in a halftime slam-dunk contest.



CAREER HIGHS

Points
28- vs. UC Irvine, 1/13/96

Rebounds
9- vs. USF, 12/23/94

Assists
6- vs. San Jose State, 2/18/95;
vs. UC Irvine, 3/4/95;
vs. New Mexico St., 1/20/96

3-Point Field Goals
7- vs. UC Irvine, 1/13/96

PERSONAL: Born on Apr. 5, 1974, in Tulsa, Oklahoma... parents are Herman and Julia Dade of Oceanside... has three younger brothers

Dade's Career Statistics

Year	G-GS	FG-FGA	Pct	3FG-FGA	Pct	FT-FTA	Pct	Points	Avg	Off	Def	Reb	Avg	PF/D	Ast	TO	Blk	Stl	Min
'94-95	27-25	75-203	.370	37-107	.346	80-106	.755	267	9.9	26	49	75	2.8	85/2	53	57	2	37	744
'95-96	26-25	93-244	.381	44-120	.367	95-130	.731	325	12.5	23	44	67	2.6	69/2	62	61	1	30	798
Career	53-50	168-447	.376	81-227	.357	175-236	.742	592	11.2	49	93	142	2.7	154/4	115	118	3	67	1542

DADE continued

and a younger sister... human services major who hopes to go into advertising... enjoys water skiing and ice skating... credits his father for being 100 per cent supportive.

Dade's 1994-95 Game-by-Game Statistics

OPPONENT	—TOTAL—				—3PT—											
	GS	FG/FGA	Pct	FT/FTA	Pct	Pts	Reb	PF/D	Ass	TO	Bk	Stl	Min			
CSU Northridge	1	4/10	.400	2/5	.400	1/4	.250	11	2	3/0	2	5	1	0	29	
Santa Clara	1	1/5	.200	0/1	.000	6/8	.750	8	3	3/0	4	3	0	1	20	
UT Arlington	1	1/6	.167	0/2	.000	6/6	1.000	8	4	5/1	3	4	0	0	29	
UCLA	0	1/7	.143	0/1	.000	6/8	.750	8	5	2/0	2	2	0	0	18	
UNLV	1	4/10	.400	2/3	.667	6/7	.857	16	4	4/0	1	0	0	2	28	
San Diego State	1	2/6	.333	1/3	.333	8/8	1.000	13	5	4/0	0	4	0	0	34	
USF	1	5/13	.385	3/9	.333	2/2	1.000	15	9	2/0	3	1	0	4	39	
Utah	1	4/7	.571	2/4	.500	1/1	1.000	11	2	4/0	0	2	0	0	17	
LMU	1	4/8	.500	2/5	.400	0/0	.000	10	0	4/0	1	0	0	2	26	
UC Irvine	1	4/7	.571	4/6	.667	6/10	.600	18	1	3/0	1	3	0	2	33	
New Mexico St.	1	1/8	.125	1/5	.200	0/0	.000	3	2	3/0	0	2	0	1	27	
Utah State	1	5/7	.714	2/4	.500	0/0	.000	12	5	4/0	3	3	0	1	29	
Nevada	1	4/10	.400	3/9	.333	2/2	1.000	13	2	4/0	2	1	1	1	28	
San Jose State	1	1/5	.200	1/4	.250	2/2	1.000	5	2	1/0	1	3	0	1	24	
Pacific	1	1/2	.500	1/1	1.000	2/4	.500	5	1	4/0	2	0	0	0	18	
UCSB	1	0/2	.000	0/1	.000	0/0	.000	0	1	2/0	1	0	0	1	23	
Long Beach	1	5/11	.454	4/9	.444	3/5	.600	17	1	3/0	1	0	0	2	32	
New Mexico St.	1	1/5	.200	0/2	.000	2/2	1.000	4	0	5/1	3	3	0	2	22	
UNLV	1	4/6	.667	2/4	.500	4/4	1.000	14	3	4/0	2	2	0	2	29	
Nevada	1	4/7	.571	0/2	.000	2/5	.400	10	2	1/0	1	2	0	3	29	
Utah State	1	1/7	.143	0/2	.000	9/10	.900	11	1	2/0	3	1	0	3	24	
Pacific	1	3/7	.429	0/1	.000	2/2	1.000	8	1	2/0	3	4	0	4	27	
San Jose State	1	5/12	.417	2/6	.333	5/7	.714	17	5	3/0	6	1	0	2	36	
Long Beach	1	6/11	.545	3/5	.600	0/0	.000	15	2	1/0	0	4	0	1	28	
UCSB	1	0/8	.000	0/3	.000	0/0	.000	0	3	4/0	1	1	0	2	33	
UC Irvine	0	2/6	.333	1/4	.250	3/6	.500	8	4	4/0	6	3	0	0	23	
UC Irvine	1	2/10	.200	1/6	.167	2/3	.667	7	5	4/0	1	3	0	0	29	

Dade's 1995-96 Game-by-Game Statistics

OPPONENT	—TOTAL—				—3PT—											
	GS	FG/FGA	Pct	FT/FTA	Pct	Pts	Reb	PF/D	Ass	TO	Bk	Stl	Min			
UCLA	1	1/1	1.000	0/0	.000	0/2	.000	2	1	1/0	1	0	0	1	9	
CSUN	0	0/6	.000	0/1	.000	5/6	.833	5	3	2/0	1	0	0	3	23	
SDSU	1	1/2	.500	1/1	1.000	8/9	.889	11	2	4/0	3	2	0	2	26	
Gonzaga	1	3/8	.375	1/2	.500	2/2	1.000	9	1	2/0	1	1	0	1	28	
LMU	1	2/10	.200	1/4	.250	4/6	.667	9	3	3/0	0	1	0	0	29	
USF	1	0/3	.000	0/2	.000	0/0	.000	0	0	1/0	3	4	0	1	26	
Utah	1	3/4	.750	3/4	1.000	0/0	.000	9	0	5/1	2	1	0	0	17	
Montana	1	5/12	.417	3/8	.375	5/8	.625	18	1	2/0	2	1	0	0	37	
San Jose St.	1	4/11	.364	1/6	.167	8/10	.800	17	3	1/0	5	6	0	4	38	
Pacific	1	3/8	.375	2/5	.400	5/6	.833	13	0	4/0	2	4	1	0	41	
UCSB	1	2/9	.222	0/5	.000	3/6	.500	7	1	3/0	0	3	0	0	30	
Long Beach	1	5/10	.500	1/5	.200	5/8	.625	16	2	4/0	1	5	0	3	33	
UC Irvine	1	9/16	.563	7/8	.875	3/4	.750	28	6	0/0	4	2	0	0	37	
UNLV	1	4/14	.286	3/8	.375	5/8	.625	16	1	1/0	3	1	0	1	39	
New Mexico St.	1	5/13	.385	4/7	.571	6/7	.857	20	1	3/0	6	5	0	0	34	
Utah State	1	4/13	.308	0/3	.000	1/3	.333	9	4	0/0	1	2	0	1	24	
Nevada	1	5/11	.455	1/4	.250	0/0	.000	11	2	3/0	3	4	0	1	31	
Long Beach	1	1/11	.091	0/5	.000	9/10	.900	11	4	3/0	4	3	0	3	33	
UCSB	1	7/20	.350	5/12	.417	5/5	1.000	24	4	4/0	2	1	0	2	31	
UC Irvine	1	5/9	.556	1/2	.500	7/8	.875	18	6	4/0	4	1	0	2	33	
New Mexico St.	1	4/7	.571	1/3	.333	7/9	.777	16	6	3/0	4	6	0	2	37	
UNLV	1	1/4	.250	0/3	.000	1/2	.500	3	2	3/0	2	2	0	1	28	
Nevada	1	5/10	.500	2/4	.500	1/1	1.000	13	4	5/1	2	3	0	1	35	
Utah State	1	4/9	.444	4/8	.500	0/1	.000	12	3	3/0	2	1	0	0	37	
Pacific	1	2/8	.250	0/5	.000	2/3	.667	6	3	1/0	1	2	0	0	34	
San Jose St.	1	8/15	.533	3/6	.500	3/6	.500	22	4	4/0	3	0	0	1	28	

Div. I Titans in Overtime

Year	W-L	Year	W-L	Year	W-L
1974-751-0	1981-822-1	1989-901-3
1975-760-1	1983-840-3	1990-912-1
1976-770-1	1984-851-1	1991-922-0
1977-781-0	1985-861-4	1992-931-1
1978-792-0	1986-871-3	1993-940-1
1979-801-0	1987-881-0	1994-951-1
1980-810-4	1988-895-1	1995-962-1
Totals25-27					

ROAD TRIP HOTELS

at Brigham YoungNov. 22, 1996
Provo Park Hotel
101 W. 100 North
Provo, UT 84601
(801) 777-7144 ext. 2521; FAX (801) 377-4708

at MontanaDec. 3, 1996
Village Red Lion Inn
100 Madison
Missoula, MT 59802
(406) 728-3100; FAX (406) 728-2530

at San DiegoDec. 10, 1996
Town and Country Hotel
500 Hotel Circle North
San Diego, CA 92108
(619) 291-7131; FAX (619) 291-3584

at GonzagaJan. 4, 1997
Marriott Courtyard
North 401 Riverpoint Blvd.
Spokane, WA 99202
(509) 456-7600; FAX (509) 456-0969

at UC Santa BarbaraJan. 16, 1997
Holiday Inn
5650 Calle Real
Goleta, CA 93117
(805) 964-6241; FAX (805) 964-8467

at Cal Poly SLOJan. 18, 1997
Holiday Inn Express
1800 Monterey St.
San Luis Obispo, CA 93401
(805) 544-8600; FAX (805) 541-4698

at IdahoJan. 30, 1997
University Inn
1516 Pullman Rd.
Moscow, ID 83843
(208) 882-0550; FAX (208) 883-3056

at Boise StateFeb. 1, 1997
Boise Park Suite Hotel
424 E. Park Center Blvd.
Boise, ID 83706
(208) 342-1044; FAX (208) 342-2763

at NevadaFeb. 15, 1997
Holiday Inn
1000 E. Sixth St.
Reno, NV 89512
(702) 786-5151; FAX (702) 786-2447

at PacificFeb. 20, 1997
BestWestern Inn
4219 Waterloo Rd.
Stockton, CA 95215
(209) 931-3131; FAX (209) 931-0423


at Big West Conference Tournament ..Mar. 7-9, 1997
Peppermill Hotel
2707 S. Virginia Ave.
Reno, NV 89512
(702) 826-2121; FAX (702) 826-5205




31

Andy Hinkle F

6-5 190 Junior 1V Placentia El Dorado HS



Andy Hinkle has proven to be a handy man to have around the past two seasons as a walk-on... a late addition to the 1994-95 Titan squad although he was able to practice all season after a mid 1993-94 transfer from UC Davis, where he did not participate in basketball... excellent perimeter shooter with good size and reach.



CSF IN 1995-96: Played in 23 games and became a valuable performer when injuries decimated the roster in mid-season... from the Pacific game of Jan. 4 through the New Mexico State game of Jan. 20 averaged 11 minutes played... came off the bench to hit a pair of 3-pointers in season-high 6-point effort at USF on Dec. 22... made the Spring semester honor roll.

CSF IN 1994-95: Played in only six games for a total of nine minutes... scored 4 points and grabbed 4 boards.

CAREER HIGHS

Points

6- at San Francisco,
12/22/95

Rebounds

5- at Utah, 12/27/95

Assists

2- vs. UC Irvine,
1/13/96;
vs. UNLV, 1/18/96;
at Nevada, 1/27/96

3-Point Field Goals

2- at San Francisco,
12/22/95

Hinkle's 1994-95 Game-by-Game Statistics

OPPONENT	—TOTAL—				—3PT—													
	GS	FG/FGA	Pct	FT/FTA	Pct	Pts	Reb	PF/D	Ass	TO	Blk	Stl	Min					
Utah	0	0/1	.000	0/1	.000	0/0	.000	0	1	0/0	0	1	0	0	2			
Pacific	0	0/0	.000	0/0	.000	0/0	.000	0	1	0/0	0	0	0	0	1			
New Mexico St.	0	1/2	.500	0/1	.000	0/0	.000	2	0	0/0	0	0	0	0	2			
Nevada	0	0/0	.000	0/0	.000	0/0	.000	0	0	0/0	0	0	0	1	1			
Utah State	0	1/3	.333	0/0	.000	0/0	.000	2	2	0/0	0	0	0	0	2			
Long Beach St.	0	0/1	.000	0/1	.000	0/0	.000	0	0	0/0	0	1	0	0	1			

Hinkle's 1995-96 Game-by-Game Statistics

OPPONENT	—TOTAL—				—3PT—													
	GS	FG/FGA	Pct	FT/FTA	Pct	Pts	Reb	PF/D	Ass	TO	Blk	Stl	Min					
UCLA	0	0/0	.000	0/0	.000	0/0	.000	0	0	1/0	0	0	0	0	1			
Gonzaga	0	0/1	.000	0/1	.000	2/2	1.000	2	1	0/0	1	0	0	0	3			
USF	0	2/3	.667	2/2	1.000	0/0	.000	6	1	0/0	0	1	1	0	10			
Utah	0	1/5	.200	0/4	.000	0/0	.000	2	3	4/0	1	1	0	1	24			
Montana	0	0/2	.000	0/1	.000	0/0	.000	0	1	0/0	1	0	0	0	5			
San Jose St.	0	0/1	.000	0/0	.000	0/0	.000	0	1	1/0	0	2	0	0	3			
Pacific	0	2/2	1.000	1/1	1.000	0/0	.000	5	1	0/0	1	0	0	0	12			
UCSB	0	0/1	.000	0/1	.000	0/0	.000	0	0	1/0	1	0	0	0	12			
Long Beach	0	2/3	.667	1/1	1.000	0/0	.000	5	0	3/0	1	0	0	2	9			
UC Irvine	0	1/1	1.000	1/1	1.000	0/0	.000	3	0	1/0	2	0	0	0	10			
UNLV	0	2/4	.500	0/1	.000	0/0	.000	4	1	1/0	2	2	0	0	9			
New Mexico St.	0	0/1	.000	0/1	.000	0/0	.000	0	2	2/0	0	0	0	0	13			
Utah State	0	1/1	1.000	0/0	.000	1/2	.500	3	1	2/0	1	0	0	0	6			
Nevada	0	0/0	.000	0/0	.000	0/0	.000	0	1	0/0	2	0	0	0	10			
Long Beach	0	0/1	.000	0/0	.000	0/0	.000	0	0	0/0	0	1	0	0	3			
UCSB	0	0/0	.000	0/0	.000	0/0	.000	0	0	1/0	0	0	0	0	1			
UC Irvine	0	0/0	.000	0/0	.000	0/0	.000	0	0	1/0	0	0	0	0	2			
New Mexico St.	0	0/1	.000	0/0	.000	0/0	.000	0	4	0/0	0	3	0	0	12			
UNLV	0	1/4	.250	0/1	.000	0/0	.000	2	1	0/0	0	0	0	0	10			
Nevada	0	0/2	.000	0/1	.000	0/0	.000	0	0	0/0	0	0	0	0	5			
Utah State	0	0/1	.000	0/1	.000	0/0	.000	0	1	1/0	0	1	0	1	11			
Pacific	0	0/1	.000	0/0	.000	1/2	.500	1	3	0/0	0	1	0	0	15			
San Jose St.	0	0/0	.000	0/0	.000	0/0	.000	0	1	0/0	0	1	0	0	8			



Hinkle's Career Statistics

Year	G-GS	FG-FGA	Pct	3FG-FGA	Pct	FT-FTA	Pct	Points	Avg	Off	Def	Reb	Avg	PF/D	Ass	TO	Blk	Stl	Min
'94-95	6-0	2-7	.286	0-3	.000	0-0	.000	4	0.7	4	0	4	0.7	0/0	0	2	0	1	9
'95-96	23-0	12-35	.343	5-17	.294	4-6	.667	33	1.4	10	15	25	1.1	19/0	13	13	1	4	194
Career	29-0	14-42	.333	5-20	.250	4-6	.667	37	1.3	14	15	29	1.0	19/0	13	15	1	5	203



14 Kenroy Jarrett G

5-11 160 Sophomore 1V 29 Palms 29 Palms HS



Kenroy Jarrett split time with Ali Nayab as starting point guard in 1995-96 but is expected to win the job permanently as a sophomore... an extremely talented athlete... averaged 4.7 points and 1.7 assists last season while playing better than 20 minutes per game... selected to the Big West Conference All-Freshmen team...

"KJ" has tremendous quickness to run the break but also can direct a half-court attack... has a gymnastics background which manifests in his body control... great leaper and dunker.

CSF IN 1995-96: Played in all 26 games and started 13 times... averaged 4.7 points and 1.7 assists... had better first half of Big West Conference season when he was the starter... averaged 6.6 points in first nine games... averaged 3.2 points in last nine games while starting only twice... best run was in mid-January... had back-to-back 11-point games vs. UCSB and Long Beach State on Jan. 8 and Jan. 10, respectively... had career highs of 12 points and 6 assists in home win over New Mexico State on Jan. 20.

CAREER HIGHS

Points

12- vs. New Mexico St., 1/20/96

Rebounds

5- at Nevada, 1/27/96

Assists

6- vs. New Mexico St., 1/20/96

3-Point Field Goals

3- at USF, 12/22/96

Jarrett's 1995-96 Game-by-Game Statistics

OPPONENT	—TOTAL—			—3PT—														
	GS	FG/FGA	Pct	FG/FGA	Pct	FT/FTA	Pct	Pts	Reb	PF/D	Ass	TO	Blk	Stl	Min			
UCLA	0	0/0	.000	0/0	.000	0/0	.000	0	0	0/0	0	1	0	0	8			
CSUN	0	0/3	.000	0/3	.000	0/0	.000	0	1	3/0	0	0	0	0	7			
SDSU	0	2/4	.500	2/2	1.000	0/0	.000	6	1	1/0	2	1	1	0	8			
Gonzaga	0	2/7	.286	1/5	.200	0/0	.000	5	1	1/0	3	2	0	0	23			
LMU	0	1/6	.167	1/5	.200	0/0	.000	3	0	1/0	2	2	0	0	21			
USF	0	4/9	.444	3/3	.600	0/0	.000	11	3	2/0	0	3	0	0	23			
Utah	1	2/7	.286	1/5	.200	0/0	.000	5	0	2/0	2	4	0	0	24			
Montana	1	1/7	.143	1/5	.200	1/2	.500	4	1	2/0	3	2	0	1	25			
San Jose St.	1	1/5	.200	0/2	.000	0/0	.000	2	2	3/0	1	4	0	0	20			
Pacific	1	1/2	.500	1/2	.500	0/0	.000	3	2	3/0	3	1	0	0	18			
UCSB	1	5/9	.556	1/5	.200	0/0	.000	11	3	2/0	1	0	0	2	30			
Long Beach	1	4/5	.800	3/3	1.000	0/0	.000	11	1	0/0	1	5	0	1	22			
UC Irvine	1	2/7	.286	2/5	.400	1/2	.500	7	1	4/0	1	2	0	0	22			
UNLV	1	1/6	.167	1/2	.500	2/4	.500	5	3	3/0	4	1	0	2	23			
New Mexico St.	1	2/4	.500	2/4	.500	6/8	.750	12	2	3/0	6	3	0	1	34			
Utah State	1	0/4	.000	0/3	.000	0/0	.000	0	3	1/0	3	2	0	1	26			
Nevada	1	3/6	.500	2/5	.400	0/1	.000	8	5	1/0	2	3	0	0	25			
Long Beach	1	1/6	.167	0/4	.000	0/0	.000	2	3	4/0	0	9	0	1	25			
UCSB	1	1/3	.333	1/3	.333	0/0	.000	3	2	0/0	3	1	0	0	21			
UC Irvine	0	2/5	.400	0/3	.000	0/0	.000	4	0	2/0	1	4	0	1	21			
New Mexico St.	0	0/1	.000	0/1	.000	1/2	.500	1	1	1/1	1	0	0	0	12			
UNLV	0	3/6	.500	2/4	.500	0/0	.000	8	0	3/0	1	2	0	0	18			
Nevada	0	1/6	.167	1/6	.167	2/4	.500	5	1	2/0	1	1	0	0	23			
Utah State	0	1/3	.333	1/3	.333	0/0	.000	3	0	1/0	1	2	0	0	9			
Pacific	0	0/6	.000	0/4	.000	0/0	.000	0	2	0/0	2	3	0	3	21			
San Jose St.	0	1/4	.250	1/2	.500	0/0	.000	3	3	0/0	1	0	0	0	17			

29 PALMS HIGH SCHOOL:

Three-year starter for Coach Reese Troublefield... first-team All-CIF and Division IV all-state selection his senior year... DeAnza League Most

Valuable Player... averaged 22.8 points with 5.3 assists and 6.0 rebounds... also blocked 34 shots... had high of 34 points against Rubidoux High School ... best assist total was 11... averaged 24.5 points in the playoffs... as a junior averaged 20.1 points and was first-team all-league... earned honorable mention all-league honors as a sophomore.

PERSONAL: Born on Oct. 28, 1976, in Brooklyn, New York... mother is Virginia Jarrett... has two brothers and two sisters... computer science major... has a dual goal of becoming a computer scientist and an NBA all-star.

Jarrett's Career Statistics

Year	G-GS	FG-FGA	Pct	3FG-FGA	Pct	FT-FTA	Pct	Points	Avg	Off	Def	Reb	Avg	PF/D	Ass	TO	Blk	Stl	Min
'95-96	26-13	41-131	.313	27-91	.297	13-23	.565	122	4.7	15	26	41	1.6	45/0	45	58	1	13	526





10

Ali Nayab

G

5-10 160 Senior 1V San Diego Southwestern JC



Ali Nayab's status with the Titans in 1996-97 hung on an early November final appeal to the Big West Conference Council of his eligibility... he played in two exhibition games in 1994-95 before suffering a back injury, which did not prevent him from practicing with the team most of the year... last season he split time with Kenroy Jarrett at point guard... boasts excellent quickness and has the ability to find the open man and get him the ball... has the ability to often make a spectacular play with a "no-look" pass or open-court steal.

CSF IN 1995-96: Started at point guard the final seven games of the season... appeared in all 26 games, 13 as a starter... averaged 4.7 points, 3.4 assists and 2.1 rebounds... best game came in a home overtime win over Pacific when he had 14 points and season-highs of 10 assists and 7 rebounds... twice had four steals in a game.

CAREER HIGHS**Points**

15- at Cal St. Northridge, 12/2/95

Rebounds

7- vs. Pacific, 1/4/96

Assists

10- vs. Pacific, 1/4/96

3-Point Field Goals3- at Cal St. Northridge, 12/2/95;
vs. Pacific, 1/4/96;
vs. Utah State, 2/24/96**Nayab's 1995-96 Game-by-Game Statistics**

OPPONENT	—TOTAL—			—3PT—			Pct	Ft/FTA	Pct	Pts	Reb	PF/D	Ast	TO	Blk	Stl	Min
	GS	FG/FGA	Pct	FG/FGA	Pct	FT/FTA											
UCLA	1	3/9	.333	0/1	.000	0/0	.000	6	3	2/0	5	4	0	4	0	4	27
CSUN	1	5/7	.714	2/4	.500	3/4	.750	15	4	5/1	5	3	0	1	0	2	26
SDSU	1	1/3	.333	0/2	.000	0/1	.000	2	0	0/0	4	6	0	1	0	1	22
Gonzaga	1	0/6	.000	0/2	.000	0/0	.000	0	1	0/0	3	0	0	0	0	0	12
LMU	1	2/6	.333	1/3	.333	0/0	.000	5	1	3/0	1	3	0	0	0	0	14
USF	1	0/5	.000	0/4	.000	0/0	.000	0	2	1/0	3	3	0	3	0	3	27
Utah	0	0/3	.000	0/1	.000	0/0	.000	0	0	1/0	1	1	0	1	0	1	18
Montana	0	1/4	.250	0/1	.000	1/2	.500	3	3	1/0	1	2	0	0	0	0	17
San Jose State	0	1/5	.200	0/4	.000	2/2	1.000	4	3	2/0	1	4	0	0	0	0	20
Pacific	0	4/11	.364	2/6	.333	4/4	1.000	14	7	2/0	10	1	0	1	0	1	27
UCSB	0	2/7	.286	1/3	.333	0/0	.000	5	1	1/0	0	1	0	1	0	1	10
Long Beach	0	1/3	.333	1/2	.500	2/2	1.000	5	2	0/0	3	3	0	1	0	1	18
UC Irvine	0	3/6	.500	0/0	.000	0/0	.000	6	1	1/0	2	2	0	2	0	1	18
UNLV	0	1/2	.500	0/1	.000	6/11	.545	8	3	0/0	2	0	0	0	0	0	17
New Mexico St.	0	0/1	.000	0/1	.000	0/0	.000	0	1	0/0	3	2	0	1	0	1	9
Utah State	0	2/3	.667	1/1	1.000	0/0	.000	5	2	1/0	2	3	0	1	0	1	14
Nevada	0	0/1	.000	0/1	.000	0/0	.000	0	2	0/0	8	1	0	3	0	3	15
Long Beach	0	3/3	1.000	0/0	.000	1/2	.500	7	0	2/0	1	2	0	3	0	3	10
UCSB	0	1/6	.167	0/2	.000	0/0	.000	2	0	2/0	3	2	0	2	0	2	19
UC Irvine	1	3/7	.429	1/4	.250	0/0	.000	7	3	1/0	4	5	0	1	0	1	24
New Mexico St.	1	0/4	.000	0/2	.000	2/2	1.000	2	4	1/0	3	3	0	1	0	1	28
UNLV	1	2/5	.400	0/2	.000	3/4	.750	7	4	3/0	2	3	0	1	0	1	23
Nevada	1	2/3	.667	0/0	.000	1/1	1.000	5	1	0/0	5	3	0	1	0	1	20
Utah State	1	2/6	.333	2/5	.400	0/1	.000	6	3	3/0	4	2	0	3	0	3	31
Pacific	1	0/3	.000	0/3	.000	2/2	1.000	2	2	0/0	3	5	0	4	0	4	20
San Jose State	1	2/4	.500	1/2	.500	1/2	.500	6	1	0/0	5	2	0	2	0	2	23

SOUTHWESTERN JC: Two-year starter at Southwestern in San Diego... second in the nation in 1993-94 with 12.4 assists per game... as a freshman was fourth in the state at 10.5 assists per game... earned all-conference honors as a freshman... made the dean's list with a 3.5 grade point average.

KEARNY HIGH SCHOOL: Three-year letterwinner at point guard at Kearny High School in San Diego... averaged 16 points and 10 assists as a senior for Coach Bill Peterson... chosen *San Diego Union's* Co-Athlete of the Year... was player of the year in his league... team and league MVP as a junior as well... all-conference as a sophomore and won Mr. Hustle Award as a freshman.

PERSONAL: Born on May 23, 1974, in Kabul, Afghanistan... parents are Zia and Fuazia Nayab of San Diego... one of six children... human services major... hopes to become a pharmacist.

Nayab's Career Statistics

Year	G-GS	FG-FGA	Pct	3FG-FGA	Pct	FT-FTA	Pct	Points Avg	Off	Def	Reb Avg	PF/D	Ast	TO	Blk	Stl	Min
'95-96	26-13	41-123	.333	12-57	.211	28-40	.700	122	4.7	22	32	54	2.1	32/1	88	66	0 39 509

FOURTEEN




33

David Ng

F

6-8 210 Junior SQ Rosemead East Los Angeles JC



David Ng (pronounced ENG) returns for a second year on the Titan squad as a walk-on... third-year Cal State Fullerton student after transferring from East Los Angeles JC... excellent perimeter shooter with

good range for a big man.

CAREER HIGHS**Points**

4- at Pacific, 2/29/96

Rebounds1- at Nevada, 1/27/96;
at San Jose St., 3/3/96**Assists**

2- at Pacific, 2/29/96


3-Point Field Goals

1- at USF, 12/22/95

CSF IN 1995-96:

Appeared in 10 games off the bench and scored 10 points... had high of 4

points at Pacific on Feb. 29, playing a season high of 4 minutes.



EAST L.A. JC: Two-year letterman at East Los Angeles JC in Monterey Park... played both small and big forward... made two all-tourney teams as a sophomore when he shot 89 per cent from the

foul line... was team's Most Improved Player as a freshman.

Ng's 1995-96 Game-by-Game Statistics

OPPONENT	—TOTAL—			—3PT—			Pct	Pts	Reb	PF/D	Ast	TO	Blk	Stl	Min
	GS	FG/FGA	Pct	FG/FGA	Pct	FT/FTA									
UCLA	0	0/0	.000	0/0	.000	0/0	.000	0	0	0/0	0	0	0	0	1
Gonzaga	0	0/0	.000	0/0	.000	0/0	.000	0	0	0/0	0	0	0	0	1
USF	0	1/1	1.000	1/1	1.000	0/0	.000	3	0	0/0	0	0	0	0	3
Utah	0	0/1	.000	0/0	.000	1/2	.500	1	0	1/0	0	0	0	0	3
Long Beach	0	1/1	1.000	0/0	.000	0/0	.000	2	0	0/0	0	0	0	0	1
Utah State	0	0/0	.000	0/0	.000	0/0	.000	0	0	0/0	0	0	0	0	1
Nevada	0	0/1	.000	0/1	.000	0/0	.000	0	1	0/0	0	0	0	0	3
New Mexico St.	0	0/0	.000	0/0	.000	0/0	.000	0	0	0/0	0	0	0	0	1
Pacific	0	2/4	.500	0/0	.000	0/0	.000	4	0	2/0	2	0	0	1	4
San Jose St.	0	0/0	.000	0/0	.000	0/0	.000	0	1	0/0	0	0	0	0	2

BISHOPAMAT HIGH SCHOOL: Three-year varsity letterman

for the La Puente-based Lancers and Coach Alex Acosta... averaged 13 points, 8 rebounds and 2 assists as a senior... led team in free throw shooting percentage... Most Improved Player as a sophomore and won Coach's Award as a junior and senior... played center and forward.

PERSONAL: Born on July 1, 1974, in Montebello... parents are Nick and Violet Ng... has one sister... likes to shoot pool and collect basketball cards... management science major who hopes to coach basketball or work for a software firm... biggest sports thrill was playing in a charity game against retired NBA professionals.

Ng's Career Statistics

Year	G-GS	FG-FGA	Pct	3FG-FGA	Pct	FT-FTA	Pct	Points	Avg	Off	Def	Reb	Avg	PF/D	Ast	TO	Blk	Stl	Min
'95-96	10-0	4-8	.500	1-2	.500	1-2	.500	10	1.0	0	2	2	0.2	3/0	2	0	0	1	20

FAX-back Information - Dial (770) 399-3066 24 hours per day

School	Conf. Code	Release	Stats	Last Box	School	Conf. Code	Release	Stats	Last Box
Boise State	292	2420	2422	2423	Nevada	292	2020	2022	2023
Brigham Young	922	2420	2422	2423	New Mexico State	292	1420	1422	1423
Brown	45	1220	1222	1223	North Texas	292	2920	2922	2923
Cal Poly SLO	292	2720	2722	2723	Pacific	292	2120	2122	2123
Cal State Fullerton	292	1220	1222	1223	Pepperdine	9378	1420	1422	1423
Columbia	45	1420	1422	1423	San Diego	9378	1720	1722	1723
Gonzaga	9378	1220	1222	1223	UC Irvine	292	1620	1622	1623
Idaho	292	2820	2822	2823	UC Santa Barbara	292	1720	1722	1723
Loyola Marymount	9378	1320	1322	1323	Utah	922	2220	2222	2223
Long Beach State	292	1320	1322	1323	Utah State	292	2220	2222	2223
Loyola-Chicago	692	1620	1622	1623					
Montana	272	1620	1622	1623	Big West Conference	292	1020	1022	--




15

Dirk Rassloff

C

6-9 245 Senior 1V Offenbach, Germany

Fairleigh Dickinson



Dirk Rassloff is a strong and rugged inside player and the tallest man on the Titan squad again in 1996-97... a role player who gets the most out of his ability... sat out the 1994-95 season after transferring from Fairleigh Dickinson in New Jersey where he played two seasons.

CSF IN 1995-96: Played in all 26 games, nine as a starter ... averaged 3.6 points and 3.1 rebounds... had high of 10 points on three occasions... finished season with game-high of 9 rebounds at San Jose State... shot 52 per cent from the floor... played much of the year wearing a protective device for a series of broken noses... earned a berth on the Spring '96 honor roll.

FAIRLEIGH DICKINSON: Played forward and center... in 1993-94 averaged 1.2 points and 0.7 rebounds in 15 games, starting one... as a freshman averaged 2.4 points and 2.1 rebounds in 24 games, starting four... career single-game highs were 13 points vs. LIU and 13 rebounds vs. St. Francis... made the dean's list.

Rassloff's 1995-96 Game-by-Game Statistics

OPPONENT	—TOTAL—			—3PT—			Pct	Pts	Reb	PF/D	Ast	TO	Blk	Stl	Min
	GS	FG/FGA	Pct	FG/FGA	Pct	FT/FTA									
UCLA	0	0/0	.000	0/0	.000	0/0	.000	0	0	1/0	0	0	0	0	11
CSUN	0	2/3	.667	0/0	.000	2/2	1.000	6	4	1/0	0	0	0	0	6
SDSU	0	1/1	1.000	0/0	.000	0/0	.000	2	1	1/0	1	0	0	0	8
Gonzaga	0	1/1	1.000	0/0	.000	0/1	.000	2	2	2/0	0	0	0	1	9
LMU	0	1/2	.500	0/0	.000	2/2	1.000	4	2	2/0	0	0	1	0	8
USF	0	0/2	.000	0/0	.000	0/0	.000	0	3	4/0	1	1	0	0	14
Utah	0	1/2	.500	0/0	.000	3/4	.750	5	3	1/0	1	0	0	0	15
Montana	0	1/3	.333	0/0	.000	0/0	.000	2	6	2/0	0	1	0	0	9
San Jose St.	0	3/6	.500	0/0	.000	4/5	.800	10	5	3/0	0	1	1	0	23
Pacific	0	0/3	.000	0/0	.000	0/2	.000	0	6	1/0	0	0	0	0	13
UCSB	0	0/0	.000	0/0	.000	0/2	.000	0	1	0/0	0	0	0	0	5
Long Beach	0	0/0	.000	0/0	.000	2/2	1.000	2	1	2/0	2	0	0	1	13
UC Irvine	0	1/2	.500	0/0	.000	4/4	1.000	6	6	3/0	3	1	0	0	19
UNLV	0	1/1	1.000	0/0	.000	2/2	1.000	4	1	2/0	1	0	0	0	13
New Mexico St.	0	1/1	1.000	0/0	.000	0/2	.000	2	2	3/0	1	0	0	0	13
Utah State	0	0/0	.000	0/0	.000	2/4	.500	2	1	5/1	0	1	0	0	19
Nevada	0	3/4	.750	0/0	.000	4/6	.667	10	2	2/0	0	0	0	0	15
Long Beach	1	1/4	.250	0/0	.000	0/1	.000	2	7	2/0	0	2	0	1	18
UCSB	1	0/0	.000	0/0	.000	0/0	.000	0	3	1/0	1	0	1	0	17
UC Irvine	1	2/3	.667	0/0	.000	0/1	.000	4	3	3/0	1	2	0	0	17
New Mexico St.	1	1/2	.500	0/0	.000	2/2	1.000	4	2	2/0	1	2	0	1	18
UNLV	1	1/3	.333	0/0	.000	2/2	1.000	4	0	2/0	0	3	1	0	18
Nevada	1	2/4	.500	0/0	.000	0/0	.000	4	4	5/1	0	2	0	1	20
Utah State	1	5/7	.714	0/0	.000	0/0	.000	10	4	3/0	4	0	0	0	28
Pacific	1	3/4	.750	0/0	.000	0/0	.000	6	3	0/0	0	0	0	0	23
San Jose St.	1	1/4	.250	0/0	.000	0/0	.000	2	9	3/0	0	2	2	0	27

Rassloff's Career Statistics

Year	G-GS	FG-FGA	Pct	3FG-FGA	Pct	FT-FTA	Pct	Points	Avg	Off	Def	Reb	Avg	PF/D	Ast	TO	Blk	Stl	Min
'92-93	24-4	21-40	.525	0-0	.000	15-28	.536	57	2.4	?	?	51	2.1	45/?	4	20	2	4	279
'93-94	15-1	7-15	.467	0-0	.000	4-10	.400	18	1.2	?	?	15	0.7	10/?	1	1	3	0	84
'95-96	26-9	32-62	.516	0-0	.000	29-44	.659	93	3.6	39	42	81	3.1	56/2	17	18	6	5	399
Career	65-14	60-117	.513	0-0	.000	48-82	.585	168	2.6	?	?	147	2.3	111/?	22	39	11	9	762

SIXTEEN

CSF CAREER HIGHS

Points

10- vs. San Jose State,
1/2/96;
at Nevada,
1/27/96;
vs. Utah State,
2/24/96

Rebounds

9- at San Jose State,
3/3/96

Assists

4- vs. Utah State,
2/24/96

3-Point Field Goals

0- (none attempted)

SOUTH ST. PAUL HIGH : Played only one season in the United States, averaging 20 points, 13 rebounds, 3 blocked shots and 3 assists for Coach Tim Dittberner... earned all-conference and all-state honors... National Honor Society member with a 3.89 gpa... made the German Junior Olympic team... in Germany, his club team won the Southwest Germany championship in 1990 as he averaged 28 points and 24 rebounds.



PERSONAL: Born on Aug. 1, 1973, in Offenbach, Germany... parents are Siegfried and Elke Rassloff of Obertshausen, Germany... has an older sister... international business major who hopes to enter banking... enjoys biking, swimming and physics.



42

Mark Richardson F

6-7 215 Sophomore 1V Fort Wayne, IN Bishop Dwenger HS



Mark Richardson was thrown to the bulky wolves inside the paint in 1995-96 and survived to have a very successful freshman season... does a good job of executing the "little things" that don't show up in the box scores... earned a berth on the Big West Conference All-Freshman team... excellent rebounder with good strength and gets good position... plays extremely hard.

CSF IN 1995-96: Started the Titans' first 17 games and played in the first 20 before missing the last six due to a fractured finger on his left hand, suffered early in the Feb. 10 game at UC Irvine... averaged 4.7 points and 4.8 rebounds... his best game came Jan. 8 at UC Santa Barbara, where the Titans lost on a last-second basket... had season-high 13 points and 9 rebounds (later matched)... shot 74 per cent from the foul line.

CAREER HIGHS**Points**

13- at UC Santa Barbara, 1/8/96

Rebounds

9- at UC Santa Barbara, 1/8/96;
vs. UC Irvine, 1/13/96

Assists

2- at Long Beach State, 1/10/96

3-Point Field Goals

0- (none attempted)

BISHOP DWENGER HIGH:

Three-year varsity letterman at center and forward... as a senior averaged

14.7 points and 8.8 rebounds for Coach Chris Johnson... shot 61 per cent from the floor and 66 per cent from the foul line... blocked 48 shots and had 45 assists... as a freshman played football and ran hurdles and high jumped for track team.

PERSONAL: Born on Sept. 5, 1976, in Fort Wayne, Indiana... parents are Ed and Annette Richardson... has a younger brother and an older sister... enjoys golf and fishing... undeclared major.

Richardson's 1995-96 Game-by-Game Statistics

OPPONENT	—TOTAL—			—3PT—			Ft	Reb	PF/D	Ast	TO	Blk	Stl	Min
	GS	FG/FGA	Pct	FG/FGA	Pct	FT/FTA								
UCLA	1	1/4	.250	0/0	.000	3/4	.750	5	1	4/0	0	0	1	24
CSUN	1	5/8	.625	0/0	.000	1/2	.500	11	6	1/0	0	0	0	30
SDSU	1	1/1	1.000	0/0	.000	1/2	.500	3	8	4/0	0	2	0	37
Gonzaga	1	2/7	.286	0/0	.000	0/1	.000	4	8	2/0	0	2	0	26
LMU	1	2/2	1.000	0/0	.000	3/4	.750	7	3	3/0	0	4	2	27
USF	1	0/1	.000	0/0	.000	2/2	1.000	2	5	4/0	1	3	0	22
Utah	1	1/5	.200	0/0	.000	0/0	.000	2	3	5/1	1	1	0	22
Montana	1	0/2	.000	0/0	.000	4/4	1.000	4	3	3/0	1	6	1	31
San Jose St.	1	1/3	.333	0/0	.000	0/0	.000	2	4	5/1	0	0	0	17
Pacific	1	2/4	.500	0/0	.000	3/4	.750	7	6	2/0	1	1	0	32
UCSB	1	6/8	.750	0/0	.000	1/2	.500	13	9	1/0	0	2	0	31
Long Beach	1	0/2	.000	0/0	.000	0/0	.000	0	3	5/1	2	3	0	23
UC Irvine	1	3/5	.600	0/0	.000	2/4	.500	8	9	3/0	1	2	0	33
UNLV	1	2/4	.500	0/0	.000	0/0	.000	4	5	5/1	0	0	0	27
New Mexico St.	1	2/7	.286	0/0	.000	3/3	1.000	7	7	2/0	0	0	0	29
Utah State	1	0/2	.000	0/0	.000	2/2	1.000	2	4	5/1	0	5	0	17
Nevada	1	3/4	.750	0/0	.000	0/0	.000	6	2	2/0	1	3	0	22
Long Beach	0	3/5	.600	0/0	.000	0/0	.000	6	6	3/0	0	3	0	19
UCSB	0	0/0	.000	0/0	.000	0/0	.000	0	4	3/0	0	0	0	23
UC Irvine	0	0/0	.000	0/0	.000	0/0	.000	0	0	1/0	1	2	0	5

Richardson's Career Statistics



Year	G-GS	FG-FGA	Pct	3FG-FGA	Pct	FT-FTA	Pct	Points	Avg	Off	Def	Reb	Avg	PF/D	Ast	TO	Blk	Stl	Min
95-96	20-17	34- 74	.459	0- 0	.000	25-34	.735	93	4.7	42	54	96	4.8	63/5	9	39	5	9	495
SEVENTEEN																			



34

John Williams F

6-5 220 Senior 1V Moreno Valley Mt. San Jacinto JC



John Williams was the dominant player statistically for the Titans during the 1995-96 season and his presence is likely to be equally important this year... plays the low block and beyond and plays much larger than 6-5 because of his upper body strength and ability to elevate... selected to second unit of Dick Vitale's *College Basketball Preview* magazine's 1997 All-Big West Conference pre-season team.

CSF IN 1995-96: Team's top rebounder at 7.2 per game and was No. 2 scorer at 14.2 points behind Chuck Overton (15.8)... when John was on top of his game, Titans often won... had season-high 26 points in home win vs. New Mexico State on Jan. 20... had season-high 13 rebounds in home win vs. Pacific on Jan. 4... most dominant game was in overtime victory at San Diego State on Dec. 5... after a slow start, finished with 25 points and 5 rebounds... during one stretch of the second half, scored 18 of the Titans' 21 points... missed Jan. 13 game vs. UCI with hand injury and Feb. 29 game at Pacific due to sore foot.

CAREER HIGHS

Points

26- vs. New Mexico St.,
1/20/96

Rebounds

13- vs. Pacific, 1/4/96

Assists

1- five times

3-Point Field Goals

0- (none attempted)

MT. SAN JACINTO JC: Two-year starter for Coach John Chambers... averaged 23.2 points and 12.3 rebounds as a sophomore in 1993-94... earned first-team all-conference and honorable mention all-state honors... shot 53 per cent from the floor as a sophomore and 59 per cent as a freshman... had a single-game high of 36 points vs. Chaffey College... ranked No. 6 on the school's career scoring list with 1,250 points... missed four games in 1992-93 with a broken jaw.

MORENO VALLEY HIGH SCHOOL: Two-year starting center for Coach John Dahl... leading scorer and rebounder in Riverside County as a senior with 28 points and 17 rebounds per game... first-team all-conference... team's leading scorer and first-team all-conference pick as a junior.

PERSONAL: Born on March 7, 1974, in Banning... parents are John Williams and Nellie Johnson... has a son, Isaiah, age 5... sociology major... originally enrolled at Utah State in Fall of 1994 but left campus after one day...not the same John Williams who played for the Titans in 1994-95 as a freshman and transferred to Mid Plains JC in Nebraska.

Williams' 1995-96 Game-by-Game Statistics

OPPONENT	—TOTAL—				—3 PT—				Pct	Pts	Reb	PF/D	Ast	TO	Blk	Stl	Min
	GS	FG/FGA	Pct	FT/FTA	FG/FGA	Pct	FT/FTA	Pct									
UCLA	1	6/15	.400	0/0	.000	1/4	.250	13	7	2/0	1	2	1	0	29		
CSUN	1	5/10	.500	0/0	.000	1/6	.167	11	11	1/0	0	0	1	1	35		
SDSU	1	8/13	.615	0/0	.000	9/12	.750	25	6	3/0	0	2	3	1	32		
Gonzaga	1	8/19	.421	0/0	.000	7/10	.700	23	10	1/0	1	0	0	2	33		
LMU	1	3/12	.250	0/0	.000	0/1	.000	6	9	4/0	0	1	3	1	33		
USF	1	2/5	.400	0/0	.000	2/2	1.000	6	4	1/0	0	4	1	0	21		
Utah	1	5/19	.263	0/0	.000	3/4	.750	13	6	2/0	0	1	0	1	26		
Montana	1	7/13	.538	0/0	.000	1/4	.250	15	9	4/0	1	1	2	0	34		
San Jose St.	1	10/13	.769	0/0	.000	1/4	.250	21	6	2/0	0	2	3	0	30		
Pacific	1	5/15	.333	0/0	.000	6/13	.462	16	13	3/0	0	0	1	1	36		
UCSB	1	5/9	.556	0/0	.000	3/5	.600	13	4	4/0	0	0	1	0	30		
Long Beach	1	4/5	.800	0/0	.000	2/9	.222	10	2	3/0	0	3	0	0	28		
UNLV	0	4/10	.400	0/0	.000	5/8	.625	13	8	1/0	1	0	0	1	24		
New Mex. St.	0	11/12	.917	0/0	.000	4/6	.667	26	9	4/0	1	1	1	0	25		
Utah State	0	4/5	.800	0/0	.000	1/3	.333	9	4	4/0	0	3	0	1	20		
Nevada	0	4/9	.444	0/0	.000	2/5	.400	10	3	1/0	0	1	0	0	22		
Long Beach	1	5/15	.333	0/0	.000	3/6	.500	13	9	2/0	0	1	0	1	34		
UCSB	1	6/14	.429	0/0	.000	7/9	.778	19	9	3/0	1	2	0	0	28		
UC Irvine	1	6/14	.429	0/0	.000	3/4	.750	15	11	5/1	0	3	1	2	33		
New Mexico St.	1	8/13	.615	0/0	.000	2/2	1.000	18	9	4/0	0	2	3	1	28		
UNLV	1	3/11	.273	0/0	.000	8/12	.667	14	11	5/1	0	2	0	4	33		
Nevada	1	9/19	.496	0/0	.000	5/7	.714	23	9	5/1	1	0	2	0	38		
Utah State	0	0/2	.000	0/0	.000	2/4	.500	2	1	2/0	0	0	0	0	16		
San Jose St.	0	3/11	.273	0/0	.000	1/2	.500	7	3	5/1	0	1	1	1	15		


Williams' Career Statistics

Year	G-GS	FG-FGA	Pct	3FG-FGA	Pct	FT-FTA	Pct	Points	Avg	Off	Def	Reb	Avg	PF/D	Ast	TO	Blk	Stl	Min
'95-96	24-18	131-283	.463	0-	0 .000	79-142	.556	341	14.2	77	96	173	7.2	71/4	7	32	24	18	683
TWENTY																			



44 DeVaughn Wright F

6-6 215 Junior 2V Fountain Valley Mater Dei HS



De Vaughn Wright could provide a big boost for Titan basketball in 1996-97 if he continues to develop into the physical interior player the Titans' coaches foresaw when they recruited him out of celebrated Mater Dei High School...an excellent leaper and shot blocker who is improving his offensive skills... sat out his true freshman season due to a recurring knee injury.

CSF IN 1995-96: Appeared in all 26 games and started on eight occasions... averaged 1.7 points and 2.4 rebounds... matched career scoring high with 6 points vs. Loyola Marymount on Dec. 16.

CSF IN 1994-95: Appeared in 17 games and averaged 0.9 points and 1.2 rebounds... got his best chance on Feb. 25 at UC Santa Barbara when Fullerton was down to seven healthy players... had career highs of 6 points and 7 rebounds in a 24-minute stint... missed several games due to stomach problems.

CSF IN 1993-94: Aggravated an old knee injury early in Fall drills and underwent surgery.

MATER DEI HIGH SCHOOL: Averaged 1.7

points and 1.7 rebounds as second man off the bench for Coach Gary McKnight's Monarchs in 1992-93... two-year varsity letterman at center... team won pair of CIF championships and went to the state tournament.


PERSONAL: Born on Oct. 11, 1974, in New York City... parents are Ben Wright and Carolyn Hunt of Fountain Valley... criminal justice major... interested in becoming an accountant... enjoys working with small children... avid "Cheers" watcher... worked in the summer at a mini-mart gas station... full name is Benjamin DeVaughn Wright.

Wright's 1994-95 Game-by-Game Statistics

OPPONENT	—TOTAL—			—3PT—												
	GS	FG/FGA	Pct	FG/FGA	Pct	FT/FTA	Pct	Pts	Reb	PF/D	Ass	TO	Blk	Stl	Min	
CSU Northridge	0	0/0	.000	0/0	.000	0/0	.000	0	0	2/0	0	1	0	1	8	
Santa Clara	0	0/0	.000	0/0	.000	0/0	.000	0	0	0/0	0	0	0	0	2	
UCLA	0	0/0	.000	0/0	.000	0/0	.000	0	0	0/0	0	0	0	0	3	
UNLV	0	0/3	.000	0/0	.000	0/0	.000	0	1	2/0	0	0	0	0	9	
Utah	0	0/0	.000	0/0	.000	0/0	.000	0	1	1/0	0	0	0	0	7	
UCSB	0	0/0	.000	0/0	.000	0/0	.000	0	0	0/0	0	0	0	0	2	
Long Beach	0	0/0	.000	0/0	.000	0/0	.000	0	1	0/0	0	0	0	0	6	
New Mexico St.	0	1/1	1.000	0/0	.000	1/2	.500	3	3	2/0	0	0	0	0	8	
UNLV	0	1/1	1.000	0/0	.000	2/2	1.000	4	0	0/0	0	0	0	0	2	
Nevada	0	1/2	.500	0/0	.000	0/1	.000	2	0	0/0	0	1	0	0	7	
Pacific	0	0/0	.000	0/0	.000	0/0	.000	0	0	0/0	0	0	0	0	3	
San Jose State	0	0/1	.000	0/0	.000	0/0	.000	0	0	3/0	0	0	1	0	9	
Long Beach	0	0/1	.000	0/0	.000	0/0	.000	0	2	1/0	0	0	1	0	8	
UCSB	0	3/4	.750	0/0	.000	0/0	.000	6	7	3/0	0	2	1	0	24	
UC Irvine	0	0/1	.000	0/0	.000	0/4	.000	0	4	1/0	0	0	0	0	11	
UC Irvine	0	0/1	.000	0/0	.000	0/0	.000	0	1	2/0	0	0	0	0	5	

Wright's Career Statistics

Year	G-GS	FG-FGA	Pct	3FG-FGA	Pct	FT-FTA	Pct	Points	Avg	Off	Def	Reb	Avg	PF/D	Ass	TO	Blk	Stl	Min
'94-95	17-0	6-15	.400	0-0	.000	3-9	.333	15	0.9	7	14	21	1.2	17/0	0	4	3	1	123
'95-96	26-8	16-39	.410	0-0	.000	11-21	.524	43	1.7	28	34	62	2.4	59/1	3	15	18	7	406
Career	43-8	22-54	.407	0-0	.000	14-30	.467	58	1.3	35	48	83	1.9	76/1	3	19	21	8	529



CAREER HIGHS

Points

6- at UCSB, 2/25/95;
vs. LMU, 12/16/95

Rebounds

7- at UCSB, 2/25/95

Assists

1- three times

3-Point Field Goals

0- (none attempted)

Wright's 1995-96 Game-by-Game Statistics

OPPONENT	—TOTAL—			—3PT—												
	GS	FG/FGA	Pct	FG/FGA	Pct	FT/FTA	Pct	Pts	Reb	PF/D	Ass	TO	Blk	Stl	Min	
UCLA	0	0/2	.000	0/0	.000	0/0	.000	0	3	4/0	0	0	0	0	13	
CSUN	0	0/2	.000	0/0	.000	1/2	.500	1	4	1/0	0	0	0	0	5	
SDSU	0	1/2	.500	0/0	.000	0/0	.000	2	4	2/0	1	1	1	1	12	
Gonzaga	0	0/1	.000	0/0	.000	0/0	.000	0	2	0/0	0	1	0	0	11	
LMU	0	2/2	1.000	0/0	.000	2/3	.667	6	4	0/0	0	0	1	0	12	
USF	0	1/1	1.000	0/0	.000	0/0	.000	2	2	1/0	0	0	0	0	20	
Utah	0	0/1	.000	0/0	.000	0/0	.000	0	2	4/0	0	1	0	0	16	
Montana	0	1/1	1.000	0/0	.000	1/2	.500	3	0	1/0	0	0	0	0	6	
San Jose St.	0	0/1	.000	0/0	.000	1/2	.500	1	4	2/0	0	1	1	0	9	
Pacific	0	1/1	1.000	0/0	.000	0/0	.000	2	0	2/0	0	0	1	1	9	
UCSB	0	0/1	.000	0/0	.000	1/2	.500	1	1	1/0	0	0	0	0	13	
Long Beach	0	1/4	.250	0/0	.000	0/1	.000	2	3	3/0	0	1	1	0	17	
UC Irvine	1	2/4	.500	0/0	.000	1/2	.500	5	5	3/0	0	2	1	0	27	
UNLV	1	1/1	1.000	0/0	.000	0/0	.000	2	3	2/0	1	2	0	0	16	
New Mex. St.	1	0/2	.000	0/0	.000	0/0	.000	0	3	1/0	0	0	2	0	14	
Utah State	1	0/1	.000	0/0	.000	0/0	.000	0	2	3/0	0	1	3	0	22	
Nevada	1	1/1	1.000	0/0	.000	0/1	.000	2	2	4/0	0	2	0	0	18	
Long Beach	0	0/1	.000	0/0	.000	0/0	.000	0	1	1/0	0	0	0	0	6	
UCSB	0	0/0	.000	0/0	.000	0/0	.000	0	1	2/0	0	0	2	2	12	
UC Irvine	0	1/2	.500	0/0	.000	0/0	.000	2	3	3/0	0	0	0	0	12	
New Mexico St.	0	0/0	.000	0/0	.000	0/0	.000	0	0	1/0	0	1	2	0	10	
UNLV	0	0/1	.000	0/0	.000	0/0	.000	0	1	2/0	0	0	0	0	9	
Nevada	0	0/0	.000	0/0	.000	1/2	.500	1	4	5/1	0	1	1	0	29	
Utah State	1	1/2	.500	0/0	.000	0/0	.000	2	3	3/0	1	0	0	0	36	
Pacific	1	1/2	.500	0/0	.000	3/4	.750	5	3	4/0	0	1	1	2	23	
San Jose St.	1	2/3	.667	0/0	.000	0/0	.000	4	2	4/0	0	0	0	0	29	



50 Matt Caldwell C


6-8 220 Freshman HS Peoria, AZ Centennial HS



Matt Caldwell will try to make an impact on the 1996-97 Titan season despite his true freshman status... rugged inside player not likely to be intimidated by Division I competition... extremely mobile for a big man... son of a youth league basketball coach with a good sense for the game.

CENTENNIAL HIGH SCHOOL: Set 16 school game, single-season and career records at Centennial in Peoria... first-team all-regional selection... earned honorable mention all-state honors... team captain... averaged 24 points and 15 rebounds per game as a senior for Coach Don Shaver... two-year letterman who was honorable mention all-region as a junior... won scholar-athlete awards as a junior... played football as a freshman and also was a high jumper as a junior.

PERSONAL: Born on March 8, 1978, in Shattuck, Oklahoma... parents are Calvin and Susan Caldwell of Peoria... has an older sister, a younger brother and two younger sisters... biology major who wanted to go to college on the West Coast... enjoys camping, hunting and water sports... biggest sports thrill was scoring 42 points in a single game... works in construction during the summer.



21 Jason Cunningham F

6-5 190 Junior JC Los Alamitos Fullerton JC




Jason Cunningham is an unusually talented and mature walk-on who could play a major role for the Titans in 1996-97... heralded high school player who didn't enroll in college full time until 1993 at West Ark CC in Fort Smith, Arkansas... attended UNLV in 1995-96... has two years of eligibility remaining.

FULLERTON JC: Averaged 18.6 points, 6.3 rebounds and 4.5 assists in 1994-95 for Coach Roger See... among top 10 in Orange Empire Conference in scoring, rebounds, assists and steals... shot 50 per cent from the floor including 37 per cent from 3-point range.

LOS ALAMITOS HIGH SCHOOL: All-CIF and Co-Most Valuable Player of the Empire League as a senior in 1991-92 for Coach Steve Brooks... averaged 22.1 points per game for the league champions who advanced to the CIF quarterfinals... a McDonald's and Street and Smith honorable mention All-America selection... two-time all-county pick and three-time first-team All-Empire League selection... set school records for most points (640) and most field goals (271) in a season and career (1,427 and 609)... averaged 17 points in his three-year career... had single-game highs of 38 points and 17 rebounds vs. Katella.

PERSONAL: Born on May 21, 1974, in Lakewood... parents are David C. Cunningham and Jean Cooley... has an older sister and one younger and three older brothers... sociology major with undecided career plans.






22

Josh Leighton

G/F


6-5 185 Freshman HS Sacramento Sacramento HS



Josh Leighton is a multi-talented athlete who is expected to develop into an outstanding collegiate talent... played baseball and soccer as a high school underclassman before concentrating on basketball, where he played both forward positions and center.

SACRAMENTO HIGH SCHOOL: Four-year letterman at Sacramento High School... all-league and second-team all-city for Sacramento/San Joaquin CIF championship team as a senior for Coach Brian Mitchell... averaged 15 points and 5.5 rebounds as a senior... all-league and honorable mention all-city selection as a junior... four-time honor roll student... won Presidential Award for improvement and Sacramento Memorial Scholarship... all-league in soccer as a sophomore... team's MVP in basketball the same year... all-league in basketball as a freshman... played center field on the baseball team.

PERSONAL: Born on May 3, 1978, in Loomis, California... parents are Rigby and Jeri Leighton of Fair Oaks... an only child... is interested in theatre... biggest sports thrill was winning the Sac-Joaquin Section title... computer science major.



4

Geoff Meeks

G


5-11 165 Freshman HS Los Angeles Crenshaw HS



Geoff Meeks is a walk-on guard candidate from the highly competitive program at Crenshaw High in Los Angeles... has excellent quickness and could aid the Titans' backcourt depth at the off guard position.

CRENSHAW HIGH SCHOOL: Averaged 4.9 points as a senior for Coach Willie West... played two years on the junior varsity and was team free-throw champion at 90 per cent... averaged better than 12 points in his Crenshaw career... made the honor roll his senior year and graduated from the Gifted Magnet Program.


PERSONAL: Born on Aug. 26, 1978, in Loma Linda, California... parents are Daryl and Monica Meeks of Los Angeles... has a younger brother and younger sister... communications major... hopes to work for a media firm or an advertising agency... biggest sports thrill was watching the clock hit 0:00 and becoming a Div. I state champion his senior year... credits Crenshaw assistant Coach Wesley Green for pushing him the last two seasons and refusing to see him let up... worked in the summer as a camp counselor at USC.





3 Dane Plock G

6-1 170 Freshman HS Costa Mesa Estancia HS



Dane Plock was one of the top guards in Orange County prep play last year and he will try to make the big jump to Division I ball this season... excellent perimeter shooter with good court sense... excellent all-around athlete who played on the junior Olympic soccer team.


ESTANCIA HIGH SCHOOL: Earned first-team All-Orange County honors from the *Los Angeles Times* and the *Orange County Register* while playing for Coach Tim Parsel... averaged 18 points and 4 assists as a senior while shooting nearly 44 per cent from 3-point field goal range for a 23-5 team that won its second consecutive Pacific Coast League championship... selected league's Player of the Year... Estancia was 48-9 his junior and senior years... attended Mater Dei High School as a freshman and had to play junior varsity ball as a sophomore at Estancia, earning team MVP honors... first-team all-league as a junior... led county in steals.

PERSONAL: Born on March 7, 1978, in Tustin... parents are Ken Plock of Mission Viejo and Cathy Plock of Costa Mesa... has two brothers and two sisters... undeclared major... enjoys wake boarding and music... biggest sports thrill was hitting game-winning shot at the buzzer of a second-round CIF Playoffs game.



25 Craig Whitehead G/F

6-6 190 Junior JC E. St. Louis, IL Belleville Area CC




Craig Whitehead is expected to step right into the Titans' lineup this season at a perimeter position... likely will have most impact of any of the newcomers... very complete ballplayer who can penetrate to score and make the outside shot.

BELLEVILLE AREA CC: Averaged 13 points, 5 rebounds and 3 assists for Belleville Area Community College in Belleville, IL, last season... as a freshman averaged 8 points, 2 rebounds and 2 assists while playing some point guard.


EDWARDSVILLE HIGH SCHOOL: Two-year letterman for Coach Mike Waldo... averaged 15 points, 4 rebounds and 2 assists as a senior, winning all-state and all-section honors for a team that reached the finals of the state tournament... sectional and regional champions... made eight consecutive free throws late in a game to help team advance to finals for first time since 1954... as a junior was selected team's Most Improved Player... calls Coach Waldo one of the smartest coaches he ever played for.

PERSONAL: Born on Oct. 20, 1975, in St. Louis, Missouri... parents are Noah and Paula Whitehead... has an older brother and an older sister... undeclared major... enjoys listening to music, playing video games and shopping... hopes to get a good education and reach his potential as a basketball player at Cal State Fullerton.





2 Corporate Park, Suite 206, Irvine, CA 92606 • (714) 261-2525/2528 Fax



Commissioner Dennis Farrell

The Big West Conference continues to undergo change as it approaches three decades of existence. Created in 1969 as the Pacific Coast Athletic Association with seven charter members, all in California, the Big West has evolved into a 12-school organization for the 1996-97 academic year with half the member institutions being located outside of California.

A change in name to the Big West was made in 1988 and it has proven prophetic. The conference this year includes schools in Nevada (Nevada), Utah (Utah State), Idaho (Idaho and Boise State), New Mexico (New Mexico State) and Texas (North Texas) along with California (Cal State Fullerton, Long Beach State, Pacific, UC Irvine, UC Santa Barbara and Cal Poly San Luis Obispo). The latter will comprise a western division and the non-California schools will make up the eastern division.

Two divisions create a new scheduling format. Teams will continue to play home-and-home series against intra-divisional rivals for a total of 10 games. Each school will play inter-divisional foes only once, alternating sites annually, for six more games for a total of 16. Thus, each school will now play as many as 10 non-conference games.

The realignment culminates a very eventful four years. Dennis Farrell, who has worked in the conference office in a variety of roles since 1980, was named Commissioner in August of 1992. Fresno State, a charter member in 1969, moved to the Western Athletic Conference and was replaced by the University of Nevada for the 1992-93 seasons. A football consortium was created for three seasons that brought Arkansas State, Louisiana Tech, Northern Illinois and Southwestern Louisiana into a scheduling combine

to create a much broader Big West on the gridiron. UNLV and San Jose State have moved to the Western Athletic Conference along with Hawaii's women's teams.

Big West Conference members are nationally competitive and have won 13 NCAA Division I men's championships and 11 NCAA Division I women's championships.

Basketball success among Big West institutions has been growing over the years and reached its apex in 1989-90 when UNLV won the NCAA championship in convincing fashion over Duke yet couldn't even claim sole possession of the Big West championship. New Mexico State tied the Rebels for the regular season title and actually was the No. 1 seed in the post-season tournament in Long Beach. The league's third-place team, UC Santa Barbara, went on to beat Houston in the first round of the NCAA tourney and help the Big West top all other conferences in tournament play with a .778 percentage (7-2).

In 1990-91, UNLV was ranked No. 1 in the nation all season until losing to Duke in the semifinals of the Final Four. New Mexico State again was ranked nationally, but Cal State Fullerton was the only other team to avoid a losing overall season. In 1992, New Mexico State captured the nation's fancy by advancing to the Sweet 16.

The Big West post-season tournament returns for a second year to Reno and the Lawlor Center at the University of Nevada for 1997. The tournament previously has been held in Stockton, Anaheim, Los Angeles, Long Beach and Las Vegas. The format also changes with the top four finishers in each division competing for the automatic berth into the NCAA Tournament.

1995-96 FINAL BIG WEST CONFERENCE STANDINGS

						OVERALL					
	W	L	Pct.	Home	Road	W	L	Pct.	Home	Road	Neutral
Long Beach State	12	6	.667	6-3	6-3	17	11	.607	10-3	7-6	0-2
UC Irvine	11	7	.611	8-1	3-6	15	12	.556	10-2	4-9	1-1
Pacific	11	7	.611	7-2	4-5	15	12	.556	11-2	4-7	0-3
Utah State	10	8	.556	7-2	3-6	18	15	.545	12-3	5-8	1-4
Nevada	9	9	.500	5-4	4-5	16	13	.552	9-5	6-7	1-1
San Jose State	9	9	.500	7-2	2-7	13	17	.433	8-6	2-8	3-3
New Mexico State	8	10	.444	5-4	3-6	11	15	.423	8-6	3-9	0-0
UC Santa Barbara	8	10	.444	4-5	4-5	11	15	.423	6-7	5-8	0-0
UNLV	7	11	.389	6-3	1-8	10	16	.385	9-6	1-9	0-1
Cal State Fullerton	5	13	.278	4-5	1-8	6	20	.231	4-8	2-12	0-0



Annual Tournament Results

1976

Stockton Civic Auditorium

1st Round: San Diego State 67, San Jose State 64

Pacific 72, Fullerton 64

Title: San Diego State 76, Pacific 64

1977

1st Round: (at seeded sites)

Pacific 68, at Fullerton 79

UCSB 52, at San Jose State 71

Fresno State 41, at San Diego State 51

Anaheim Convention Center

Semifinals: San Jose State 75, San Diego State 74

Long Beach State 65, Fullerton 64 (OT)

Title: Long Beach State 76, San Jose State 63

1978

Anaheim Convention Center

1st Round: Long Beach State 84, Pacific 82

Fullerton 88, San Jose State 78

San Diego State 96, UCSB 70

Semis: Fullerton 64, San Diego State 50

Long Beach State 68, Fresno State 62 (OT)

Title: Fullerton 64, Long Beach State 53

1979

Anaheim Convention Center

1st Round: Fresno State 75, UCSB 62

Utah State 85, San Jose State 78

Long Beach State 79, Fullerton 70

Pacific 57, UC Irvine 52

Semis: Pacific 74, Long Beach State 69

Utah State 85, Fresno State 74

Title: Pacific 82, Utah State 73

1980

Anaheim Convention Center

1st Round: San Jose State 73, UCSB 66

Long Beach State 64, UC Irvine 56

Pacific 70, Fullerton 58

Semis: San Jose State 94, Utah State 68

Long Beach State 72, Pacific 70

Title: San Jose State 57, Long Beach State 55

1981

Anaheim Convention Center

1st Round: San Jose State 63, Fullerton 54

Long Beach State 83, Pacific 77

Utah State 93, UC Irvine 90

Semis: Fresno State 71, Utah State 57

San Jose State 64, Long Beach State 50

Title: Fresno State 52, San Jose State 48

1982

Anaheim Convention Center

1st Round: Fullerton 64, Pacific 52

UC Irvine 90, Utah State 64

Long Beach State 71, San Jose State 68

Semis: Fresno State 76, Long Beach State 55

Fullerton 62, UC Irvine 61

Title: Fresno State 69, Fullerton 57

1983

The Forum

1st Round: San Jose State 80, Utah State 66

Fresno State 86, UC Irvine 68

Long Beach State 61, Fullerton 59

UNLV 74, Pacific 67

Semis: Fresno State 53, San Jose State 47 (OT)

UNLV 66, Long Beach State 64

Title: UNLV 66, Fresno State 63 (OT)

1984

The Forum

1st Round: Utah State 79, New Mexico State 77

UC Irvine 77, Long Beach State 65

UNLV 70, San Jose State 55

Fresno State 53, Fullerton 51

Semis: UNLV 91, Utah State 78

Fresno State 71, UC Irvine 57

Title: Fresno State 51, UNLV 49

1985

The Forum

1st Round: San Jose State 92, Utah State 56

Fullerton 79, UC Irvine 68

Fresno State 56, UCSB 50

UNLV 89, Pacific 58

Semis: UNLV 60, San Jose State 59

Fullerton 56 Fresno State 54

Title: UNLV 79, Fullerton 61

1986

The Forum

1st Round: New Mexico State 74, Utah State 71

Pacific 55, San Jose State 53

UNLV 68, Fresno State 49

Fullerton 66, UC Irvine 58

Semis: UNLV 75, Fullerton 65

New Mexico State 75, Pacific 61

Title: UNLV 75, New Mexico State 55

1987

The Forum

1st Round: San Jose State 71, New Mexico State 54

UCSB 87, Utah State 79

Fullerton 92, UC Irvine 81

UNLV 105, Long Beach State 70

Semis: UNLV 99, Fullerton 65

San Jose State 70, UCSB 69

Title: UNLV 94, San Jose State 69

1988

The Forum

1st Round: Fullerton 73, Fresno State 59

San Jose State 80, Pacific 60

2nd round: UNLV 61, Fullerton 56

Utah State 80, San Jose State 72

UC Irvine 74, Long Beach State 69

UCSB 56, New Mexico State 52

Semis: UC Irvine 74, UNLV 70

Utah State 73, UCSB 66

Title: Utah State 86, UC Irvine 79

1989

Long Beach Arena

1st Round: Fresno State 64, San Jose State 60

UC Irvine 68, Pacific 62

2nd Round: Fullerton 87, Utah State 86 (OT)

UCSB 69, Long Beach State 57

New Mexico State 60, Fresno State 59

UNLV 102, UC Irvine 82

Semis: UNLV 99, Fullerton 83

New Mexico State 67, UCSB 63

Title: UNLV 68, New Mexico State 62

1990

Long Beach Arena

1st Round: Fullerton 82, UC Irvine 63

Fresno State 71, San Jose State 56

2nd Round: New Mexico State 72, Fresno State 66

Long Beach State 86, Utah State 68

Pacific 65, UCSB 62

UNLV 115, Fullerton 93

Semis: Long Beach State 90, New Mexico State 85

UNLV 99, Pacific 72

Title: UNLV 92, Long Beach State 74

1991

Long Beach Arena

1st Round: Pacific 74, Fullerton 67

Fresno State 88, New Mexico State 82

UNLV 49, Long Beach State 29

UCSB 80, Utah State 76

Semis: Fresno State 87, Pacific 70

UNLV 95, UCSB 67

Title: UNLV 98, Fresno State 74

1992

Long Beach Arena

1st Round: Pacific 86, Utah State 69

New Mexico State 86, Fresno State 85 (OT)

UC Irvine 88, UCSB 67

Long Beach State 77, Fullerton 71

Semis: Pacific 81, UC Irvine 69

New Mexico State 80, Long Beach State 72

Title: New Mexico State 74, Pacific 73

1993

Long Beach Arena

1st Round: UCSB 57, Pacific 54

New Mexico State 87, UC Irvine 76

UNLV 104, Utah State 86

Long Beach State 80, Fullerton 68

Semis: New Mexico State 82, UCSB 77

Long Beach State 79, UNLV 77

Title: Long Beach State 70, New Mexico St. 62

1994

Thomas & Mack Center, Las Vegas

1st Round: UC Irvine 53, UCSB 48

Nevada 68, Fullerton 64

2nd Round: UC Irvine 78, Utah State 68

Pacific 87, Long Beach State 74

UNLV 83, San Jose State 69

New Mexico State 68, Nevada 67 OT

Semis: UC Irvine 82, Pacific 78

New Mexico State 82, UNLV 64

Title: New Mexico State 70, UC Irvine 64

1995

Thomas & Mack Center, Las Vegas

1st Round: UNLV 77, San Jose State 66

UC Irvine 76, Fullerton 69

2nd Round: New Mexico State 96, UNLV 76

Long Beach State 67, UCSB 64

UC Irvine 76, Utah State 72

Nevada 64, Pacific 62

Semis: Long Beach St. 87, New Mexico St. 79

Nevada 88, UC Irvine 69

Title: Long Beach State 76, Nevada 69 OT

1996

Lawlor Events Center, Reno, Nevada

1st Round: Utah State 70, Nevada 65

San Jose State 77, Pacific 57

Semis: Utah State 86, Long Beach State 73

San Jose State 71, UC Irvine 67

Title: San Jose State 76, Utah State 75 (OT)



SERIES HISTORIES

Boise State

Tied, 2-2

Titan Gym: CSF is 1-1

BSU Pavilion: CSF is 0-0

1974-75	L	91-97
1975-76	L @	74-80
1977-78	W	74-57
1978-79	W @	91-74

Brigham Young

BYU leads, 3-2

Marriott Center: CSF is 2-2

1972-73	L @	68-89
1977-78	W @	80-75
1979-80	L @	64-80
1981-82	L	66-81 ACC
1986-87	W @	59-56

Brown

Fullerton leads, 1-0

Titan Gym: CSF is 1-0

1987-88	W	106-60
---------	---	--------

Cal Poly SLO

Cal Poly leads, 14-9

1960-61	W	80-78
1961-62	W	78-70
1964-65	L	79-93
	L	83-107
1965-66	W	86-77
1966-67	W	83-71
	L	77-97
1967-68	L	84-96
	L	81-108
1968-69	L	88-89
	W	81-67
1969-70	L	76-84
	W	77-76
1970-71	W	72-66
	L	82-99
	L	76-79
1971-72	W	82-79
	L	82-91
	L	90-110
1972-73	W	83-58
	L	61-72
1973-74	L	52-53 OT
	L	49-52 OT

Gonzaga

Gonzaga leads, 1-0

Titan Gym: CSF is 0-1

1995-96	L	57-83
---------	---	-------

Long Beach State

Long Beach leads, 43-27

Titan Gym: CSF is 14-11

CSULB Gym: CSF is 3-14

LB Arena: CSF is 5-10

The Pyramid: CSF is 0-2

1960-61	W @	73-68 Gym
	L	76-77 FJC
1961-62	L @	77-85 Gym
	W	82-77 FJC
1962-63	W	100-89 FJC
	L @	88-89 Gym
1963-64	L @	61-77 Gym
	W	84-80 FJC
1964-65	L @	56-93 Gym
	L	77-114
1965-66	W	82-64
	L @	81-95 Gym
	W	70-68
1966-67	L	64-88
	L @	68-79 Gym
1967-68	L @	67-86 Gym
	L	78-80
1968-69	L	58-79
	L @	66-74 Gym
1971-72	L @	83-103 Gym
1974-75	L	67-76
	L @	53-73 Arena
1975-76	W	55-54
	L @	66-68 OT Arena
1976-77	L @	67-74 Arena
	W	78-73
	L	64-65 ACC
1977-78	W	83-81 ACC
	L @	84-88 Arena
	W	64-53 ACC
1978-79	W @	81-77 OT Arena
	L	69-70 ACC
	L	70-79 ACC
1979-80	L @	40-51 Arena
	L	75-80 ACC
1980-81	L @	56-71 Arena
	W	60-47
1981-82	L @	56-59 Arena
	W	77-76
1982-83	W	90-60
	W @	79-65 Arena
	L	59-61 Forum
1983-84	L @	50-52 4OT Arena
	W	73-51

1984-85	W @	82-71 Arena
	W	69-60
1985-86	W	85-80 OT
	W @	75-58 Arena
1986-87	W @	80-65 Arena
	W	72-67
1987-88	L @	69-76 Gym
	W	93-70
1988-89	L	66-83
	W @	68-66 OT Gym
1989-90	W @	90-79 Gym
	L	69-70 OT
1990-91	L	76-94
	L @	83-88 Gym
1991-92	W	78-77
	L @	71-85 Gym
	L	71-77 Arena
1992-93	L @	58-72 Gym
	W	68-61
	L	68-80 Arena
1993-94	L @	69-91 Gym
	L	87-96
1994-95	L	70-79
	L @	57-73 Pyramid
1995-96	L @	66-79 Pyramid
	L	56-73

Loyola Marymount

Tied, 8-8

Titan Gym: CSF is 3-4

Gersten Pavilion: CSF is 2-1

1971-72	L	87-99
1974-75	L @	61-76
1975-76	W	60-54
	W @	73-54
1976-77	L	72-79
1979-80	L	67-77
1980-81	L @	85-90
	W	88-75 ACC
1981-82	W	86-77
1982-83	W @	77-58
1984-85	L	69-73
1985-86	W	76-71 Utah
	W @	99-79
1986-87	W	88-65
1994-95	L @	77-80
1995-96	L	63-67

SITE KEY

ACC = Anaheim Convention Center
Arena = Long Beach Arena
Forum = Great Western Forum
Gym = CSULB campus gym
Pyramid = The Pyramid
T&M = Thomas & Mack Center

Montana

Montana leads, 6-0

Titan Gym: CSF is 0-3

Adams Field House: CSF is 0-3

1962-63	L @	72-74
1964-65	L	66-95
1983-84	L @	46-60
1984-85	L	59-60
1987-88	L @	66-71
1995-96	L	62-70

Nevada

Nevada leads, 6-4

Titan Gym: CSF is 2-2

Lawlor Center: CSF is 2-3

1984-85	L @	56-66
1992-93	W	81-62
	W @	72-60
1993-94	W @	74-70
	W	97-72
	L	64-68 T&M
1994-95	L	82-95
	L @	77-91
1995-96	L @	70-89
	L	66-71 OT

New Mexico State

New Mexico St. leads, 19-7

Titan Gym: CSF is 5-8

Pan Am Center: CSF is 2-11

1983-84	L @	63-76
	L	81-82
1984-85	L @	63-70
	W	84-53
1985-86	L	61-68 OT
	L @	57-59 OT
1986-87	W @	66-58 OT
	W	63-59
1987-88	L @	37-41
	W	61-59
1988-89	L	60-65
	L @	56-60
1989-90	L @	58-75
	L	62-65
1990-91	W	89-81
	L @	74-80
1991-92	L	67-69
	L @	60-63
1992-93	L @	67-78
	L	70-78
1993-94	L	64-77
	L @	68-85



SERIES HISTORIES

1994-95 L @ 58-66
L 74-106

1995-96 W 85-72
W @ 68-63

North Texas

North Texas leads, 2-0
Titan Gym: CSF is 0-1

1972-73 L 56-63

1973-74 L @ 63-70

Pacific

Fullerton leads, 27-23
Titan Gym: CSF is 20-3
Spanos Center: CSF is 6-9

1973-74 L @ 54-67

1974-75 L @ 75-80
W 52-49

1975-76 L @ 65-73
W 54-42
L @ 64-72

1976-77 W 72-53
L @ 78-84
W 79-68

1977-78 W 79-61
L @ 62-71

1978-79 W 81-63
L @ 52-62

1979-80 L @ 56-74
L 69-76
L 58-70 ACC

1980-81 L @ 66-71
W 76-75

1981-82 W @ 74-65
W 82-65
W 64-52 ACC

1982-83 W @ 62-56
W 90-62

1983-84 W @ 67-59
W 67-49

1984-85 W 86-64
W @ 79-59

1985-86 L @ 46-50
L 77-85 OT

1986-87 L @ 55-58
W 59-56

1987-88 W 75-60
W @ 72-60

1988-89 W @ 79-75 OT
W 72-69

1989-90 W 76-63
L @ 73-78

1990-91 L @ 73-75 OT
W 77-74
L 67-74 Arena

1991-92 L @ 69-73
W 76-62

1992-93 W 71-58
L @ 53-56

1993-94 L 69-76 OT
L @ 66-97

1994-95 L @ 62-78
W 69-63

1995-96 W 79-69 OT
L @ 63-87

Pepperdine

Pepperdine leads, 6-5
Titan Gym: CSF is 3-2
Firestone Fieldhouse: CSF is 2-4

1978-79 W @ 67-65

1981-82 L @ 76-95

1982-83 W 85-74

1983-84 L @ 65-66

1984-85 W 81-75

1985-86 L @ 64-67

1986-87 W 80-60

1987-88 L @ 71-80

1988-89 L 67-71

1990-91 W @ 69-66 OT

1991-92 L 69-79

San Diego

Fullerton leads, 15-8
Titan Gym: CSF is 4-0
(since 1973-74)

1960-61 W 80-68

1961-62 W 105-57
W 80-57

1962-63 W 72-59
W 84-64
W 80-59

1963-64 L 73-78
W 71-64
L 78-97
L 89-98

1964-65 L 54-78

1970-71 L 83-89

1971-72 L 75-78
L 84-90
W 99-88

1972-73 L 69-74

1973-74 W 85-68
W @ 85-73

1974-75 W @ 71-53

1975-76 W 94-61

1985-86 W 78-66

1987-88 W 71-59

1988-89 W @ 68-66

UC Irvine

Fullerton leads, 32-29
Titan Gym: CSF is 10-9
(since '77-78)
Bren Center: CSF is 5-5

1965-66 L 68-74
W 85-83

1966-67 L 72-82
L 72-98

1967-68 L 70-80

1968-69 L 73-89

1969-70 L 65-80
L 79-84
L 68-70

1970-71 L 50-68
W 70-69
W 84-82
L 72-77

1972-73 W 70-64
W 95-76

1973-74 L 60-78

1976-77 W 74-55

1977-78 W @ 88-59
W 83-75

1978-79 W @ 73-57
W 76-55

1979-80 W 68-53
W @ 63-62

1980-81 L @ 84-99
L 69-75

1981-82 L @ 49-50
W 68-62 3OT
W 62-61 ACC

1982-83 W 86-76
W @ 98-74 ACC

1983-84 L 80-81
L @ 69-72

1984-85 W @ 89-80
W 84-74
W 79-68 Forum

1985-86 W 66-54
W @ 78-68
W 66-58 Forum

1986-87 L 70-76
L @ 69-78 OT
W 92-81 Forum

1987-88 L 73-81
L @ 65-70

1988-89 L 73-77
W @ 78-75

1989-90 W 82-55
L @ 76-94
W 82-63 Arena

1990-91 L 87-92
L @ 92-96

1991-92 W @ 86-83
W 86-68

1992-93 W @ 61-59
L 86-88

1993-94 L 71-77
W @ 101-95

1994-95 W @ 74-68
L 83-91
L 69-76 T&M

1995-96 W 81-73
L @ 75-85

UC Santa Barbara

Fullerton leads, 22-18
Titan Gym: CSF is 13-7
Events Center: CSF is 5-11

1976-77 W @ 73-68
W 80-72

1977-78 W 56-54
W @ 85-67

1978-79 W @ 76-62
W 81-76

1979-80 L 67-80
W @ 66-58

1980-81 L @ 56-57 OT
L 58-64 OT

1981-82 W @ 42-41
W 70-59

1982-83 W @ 84-58
W 81-60

1983-84 W 68-56
W @ 77-57

1984-85 W 80-72
L @ 69-85

1985-86 L @ 39-52
W 66-62

1986-87 L 47-55
L @ 58-69

1987-88 L 55-67
L @ 56-57

1988-89 L @ 59-69
W 74-69

1989-90 L @ 64-72 OT
L 70-75

1990-91 L @ 55-76
W 76-61



SERIES HISTORIES

1991-92 L 58-64
L @ 58-68

1992-93 W @ 72-68 OT
W 66-64

1993-94 W @ 66-57
W 79-63

1994-95 W 62-61
L @ 69-80

1995-96 L @ 62-65
L 72-85

Utah

Utah leads, 7-2

Titan Gym: CSF is 1-1

Huntsman Center: CSF is 1-5

1978-79 L @ 76-83

1979-80 L @ 53-65

1980-81 L 70-76 Portland

1985-86 L @ 66-80

1987-88 W 67-43

1988-89 W @ 59-57

1993-94 L 73-76

1994-95 L @ 63-84

1995-96 L @ 58-108

Utah State

Utah State leads, 24-14

Titan Gym: CSUF is 11-5

The Spectrum: CSUF is 2-17

1972-73 L @ 60-115

1978-79 L @ 70-85
L 64-66

1979-80 W @ 96-88
L 67-69 ACC

1980-81 L 67-68 ACC
L @ 73-77

1981-82 W @ 72-68
W 66-63

1982-83 L @ 59-67
W 75-71

1983-84 W 82-65
L @ 66-71

1984-85 W 73-72
L @ 63-73

1985-86 L @ 76-82 OT
L 68-74

1986-87 L @ 95-96 2OT
W 94-71

1987-88 L @ 72-75
W 80-77

1988-89 W 96-87
L @ 80-90
W 87-86 OT Arena

1989-90 L @ 82-83 OT
W 88-77

1990-91 W 93-91
L @ 63-74

1991-92 L @ 72-89
W 111-99 OT

1992-93 W 91-71
L @ 61-86

1993-94 L @ 50-59
L 52-59

1994-95 L 73-84
L @ 71-103


1995-96 L @ 49-73
L 53-66

Retired Cal State Fullerton Basketball Jerseys

Greg
Bunch

Titans
30




PCAA Co-Player of the Year in 1976. Led Titans to the championship of the 1978 PCAA Tournament and within a bucket of the Final Four. Played briefly with the Knicks. Now an executive with ESPN.



Leon
Wood

Titans
20

The Sporting News All-American and Olympic gold medalist in 1984. Led the nation in assists and in three years established most school scoring records. Played several years in the NBA and now a ref.





BRIGHAM YOUNG Cougars




Fri., Nov. 22
7:05 p.m.
Marriott Center
Coach:
Roger Reid
(7th yr.)
151-71
Career: 151-71

Location: Box 22239
Provo, UT 84602
Enrollment: 27,500
Colors: Royal Blue & White
Arena/Capacity: Marriott Center/ 22, 700
Conference: Western Athletic
1995-96 Record: 15-13
Conference: 9-9, 5th
SID: Ralph Zobell
Office: (801) 378-4909
Fax: (801) 378-3520
Home: (801) 225-0672
Courtside: (801) 378-3675
Series Record: BYU leads, 3-2
Athletic Director: Rondo Fehlberg
Returning Lettermen: 8 **Starters:** 3
Top Returnees:
Bryon Ruffner, F, 6-6, Sr., 18.8 ppg, 6.0 rpg
Jeff Campbell, F, 6-9, Sr., 9.4 ppg, 3.8 rpg
Justin Weidauer, F, 6-7, Jr., 8.5 ppg, 7.3 rpg
Top Newcomers:
David Anderson, C, 7-0, Fr., Lamar HS, CO
Michael Vranes, G, 6-3, Fr., Taylorsville HS
Robbie Yates, G, 6-2, Fr., Salt Lake City CC

1996-97 SCHEDULE

Nov. 22 FULLERTON
Nov. 26 at Washington
Nov. 30 PACIFIC
Dec. 4 at Weber State
Dec. 10 UTAH STATE
Dec. 13-14 .. COUGAR CLASSIC
Dec. 21 at Georgia
Dec. 27 at Penn State
Dec. 31 SAN DIEGO STATE
Jan. 4 at Wyoming
Jan. 11 UTAH
Jan. 16 at TCU
Jan. 18 at SMU
Jan. 23 RICE
Jan. 25 TULSA
Feb. 1 at UTEP
Feb. 3 at New Mexico
Feb. 6 at Utah
Feb. 8 WYOMING
Feb. 13 TCU
Feb. 15 SMU
Feb. 20 at Tulsa
Feb. 22 at Rice
Feb. 27 NEW MEXICO
Mar. 1 UTEP
Mar. 4-8 at WAC Tournament

UTAH Utes




Sat., Nov. 30
7:05 p.m.
Titan Gym
Coach:
Rick Majerus
(8th yr.)
151-51
Career: 250-103

Location: Huntsman Center
Salt Lake City, UT 84112
Enrollment: 27,100
Colors: Crimson & White
Arena/Capacity: Huntsman Center/ 15,000
Conference: Western Athletic
1995-96 Record: 27-7
Conference: 15-3, 1st
SID: Bruce Woodbury
Office: (801) 581-3510
Fax: (801) 581-4358
Home: (801) 295-3594
Courtside: (801) 581-6656
Series Record: Utah leads, 7-2
Athletic Director: Dr. Chris Hill
Returning Lettermen: 6 **Starters:** 4
Top Returnees:
Keith Van Horn, F, 6-9, Jr., 21.4 ppg, 8.8 rpg
Ben Caton, G, 6-3, Sr., 8.8 ppg, 2.3 apg
Michael Doleac, C, 6-11, Jr., 8.6 ppg, 7.7 rpg
Andre Miller, G, 6-2, Jr., 8.6 ppg, 4.6 apg
Top Newcomers:
Jordie McTavish, G, 6-0, Fr., Salmon Arms HS
Nate Althoff, C, 7-0, Fr., Delano HS, MN
David Jackson, G, 6-4, Fr., Wilson HS, OR
Jeff Johnsen, F/G, 6-5, Fr., Murray HS

1996-97 SCHEDULE

Nov. 23 AZUSA PACIFIC
Nov. 26 at Utah State
Nov. 30 at Fullerton
Dec. 4 SOUTHERN UTAH
Dec. 7 vs. Arizona at Anaheim
Dec. 14 WEBER STATE
Dec. 21 TEXAS
Dec. 23 MILWAUKEE-WISCONSIN
Dec. 28 at UC Irvine
Dec. 31 WAKE FOREST
Jan. 4 COLORADO STATE
Jan. 11 at BYU
Jan. 16 at SMU
Jan. 18 at TCU
Jan. 25 RICE
Jan. 27 TULSA
Jan. 30 at UTEP
Feb. 1 at New Mexico
Feb. 6 BYU
Feb. 8 at Colorado State
Feb. 13 SMU
Feb. 15 TCU
Feb. 22 at Tulsa
Feb. 24 at Rice
Feb. 27 UTEP
Mar. 1 NEW MEXICO
Mar. 4-8 at WAC Tournament

MONTANA Grizzlies



Tues., Dec. 3
7:35 p.m.
Dahlberg Arena
Coach:
Blaine Taylor
(6th yr.)
104-41
Career: 104-41


Location: Harry Adams Fieldhouse
Missoula, MT 59812
Enrollment: 11,700
Colors: Copper, Silver & Gold
Arena/Capacity: Dahlberg Arena/ 8,950
Conference: Big Sky Conference
1995-96 Record: 20-8
Conference: 10-4, 2nd T
SID: Dave Guffey
Office: (406) 243-5402
Fax: (406) 243-6859
Home: (406) 728-1135
Courtside: (406) 243-4281
Series Record: Montana leads, 6-0
Athletic Director: Wayne Hogan
Returning Lettermen: 9 **Starters:** 2
Top Returnees:
Chris Spoja, F, 6-5, Sr., 10.3 ppg, 4.8 rpg
Eric Bowie, G, 6-2, So., 4.4 ppg, 1.3 apg
Kirk Walker, G, 6-0, Sr., 9.2 ppg, 3.3 apg
Top Newcomers:
Jim Roban, F, 6-5, Fr., Bishop Gorman HS
Kenyth Henry, G, Jr., L.A. Valley JC

1996-97 SCHEDULE

Nov. 22 vs. Middle Tennessee at Alaska
Nov. 23-24 at Top of World Tournament
Nov. 30 CAL STATE SACRAMENTO
Dec. 3 FULLERTON
Dec. 6-7 KYLT /COCA-COLA CLASSIC
Dec. 10 WASHINGTON STATE
Dec. 14 at Gonzaga
Dec. 18 WESTERN MONTANA
Dec. 21 LONG BEACH STATE
Dec. 28 at Texas-Arlington
Jan. 2 at Idaho State
Jan. 3 at Weber State
Jan. 9 NORTHERN ARIZONA
Jan. 11 CAL STATE NORTHRIDGE
Jan. 16 at Portland State
Jan. 18 at Eastern Washington
Jan. 23 at Cal State Sacramento
Jan. 25 MONTANA STATE
Jan. 29 WEBER STATE
Jan. 31 IDAHO STATE
Feb. 6 at Cal State Northridge
Feb. 8 at Northern Arizona
Feb. 13 CAL STATE SACRAMENTO
Feb. 15 at Oral Roberts
Feb. 20 PORTLAND STATE
Feb. 22 EASTERN WASHINGTON
Mar. 1 at Montana State
Mar. 6-8 at Big Sky Tournament



LMU Lions




Sat., Dec. 7
7:00 p.m.
Gersten Pavilion
Coach:
John Olive
(5th yr.)
44-67
Career: 44-67

Location: Box 346
Los Angeles, CA 90045-8235
Enrollment: 3,900
Colors: Crimson & Blue
Arena/Capacity: Gersten Pavilion/ 4,156
Conference: West Coast
1995-96 Record: 18-11
Conference: 8-6, 3rd T
SID: Bruce Meyers
Office: (310) 338-7643
Fax: (310) 338-2703
Home: (310) 374-0388
Courtside: (310) 670-8792
Series Record: Tied, 8-8
Athletic Director: Brian Quinn
Returning Lettermen: 10 **Starters:** 3
Top Returnees:
Jim Williamson, G, 5-10, Sr., 12.5 ppg, 4.4 apg
Ben Ammerman, F, 6-7, Jr., 10.9 ppg, 4.6 rpg
Kenny Hotopp, C, 6-10, Jr., 8.6 ppg, 6.0 rpg
Top Newcomers:
Peter Cornell, C, 6-10, So., Piedmont HS
Kevin Daniels, G, 6-2, Fr., Wood HS

1996-97 SCHEDULE

Nov. 23 SEATTLE
Nov. 26 at Cal Poly SLO
Nov. 30 CAL STATE NORTHRIDGE
Dec. 2 at USC
Dec. 5 XAVIER
Dec. 7 FULLERTON
Dec. 14 at San Diego State
Dec. 18 NORTHERN ARIZONA
Dec. 23 at Washington
Dec. 28 PROVIDENCE
Dec. 30 BROWN
Jan. 4 at UC Santa Barbara
Jan. 10 SAN FRANCISCO
Jan. 11 SAN DIEGO
Jan. 15 PEPPERDINE
Jan. 18 at Pepperdine
Jan. 23 at Gonzaga
Jan. 25 at Portland
Jan. 31 PORTLAND
Feb. 1 GONZAGA
Feb. 7 at Santa Clara
Feb. 8 at Saint Mary's
Feb. 14 SAINT MARY'S
Feb. 15 SANTA CLARA
Feb. 20 at San Diego
Feb. 22 at San Francisco
Mar. 1-3 at WCC Tournament

SAN DIEGO Toreros



Tues., Dec. 10
7:00 p.m.
USD Sports Center
Coach:
Brad Holland
(3rd yr.)
25-30
Career: 48-61

Location: 5998 Alcalá Park
San Diego, CA 92110-2492
Enrollment: 6,400
Colors: Columbia Blue, Navy & White
Arena/Capacity: USD Sports Center/ 2,500
Conference: West Coast
1995-96 Record: 14-14
Conference: 6-8, 5th
SID: Ted Gosen
Office: (619) 260-4745
Fax: (619) 292-0388
Home: (619) 486-3284
Courtside: (619) 278-0648
Series Record: CSF leads, 15-8
Athletic Director: Tom Iannacone
Returning Lettermen: 11 **Starters:** 4
Top Returnees:
Brian Miles, F, 6-9, Jr., 11.4 ppg, 4.2 rpg
Brian Bruso, C, 6-7, Sr., 8.4 ppg, 5.9 rpg
Brock Jacobsen, G, 6-5, So., 8.0 ppg, 2.2 rpg
Top Newcomers:
Alex Davis, G, 5-11, Jr., McLennan CC
Brian Smith, F, 6-9, Fr., Salpointe HS
Jim Brewer, G, 6-3, Fr., Peninsula HS

1996-97 SCHEDULE

Nov. 24 CONCORDIA
Nov. 26 at San Jose State
Dec. 1 at Kansas
Dec. 5 PACIFIC
Dec. 7 at San Diego State
Dec. 10 FULLERTON
Dec. 14 STANFORD
Dec. 21 PORTLAND STATE
Dec. 23 at UC Irvine
Dec. 30 at UC Santa Barbara
Jan. 2 COLUMBIA
Jan. 4 SOUTHERN UTAH
Jan. 10 at Pepperdine
Jan. 11 at Loyola Marymount
Jan. 16 GONZAGA
Jan. 18 PORTLAND
Jan. 24 at Saint Mary's
Jan. 25 at Santa Clara
Jan. 30 SANTA CLARA
Feb. 1 SAINT MARY'S
Feb. 5 at San Francisco
Feb. 8 SAN FRANCISCO
Feb. 13 at Portland
Feb. 16 at Gonzaga
Feb. 20 LOYOLA MARYMOUNT
Feb. 22 PEPPERDINE
Mar. 1-3 at WCC Tournament

LOYOLA Ramblers



Sat., Dec. 14
7:05 p.m.
Titan Gym
Coach:
Ken Burmeister
(3rd yr.)
13-41
Career: 87-85


Location: Alumni Gym, 6525 N. Sheridan
Chicago, IL 60626
Enrollment: 15,886
Colors: Maroon & Gold
Arena/Capacity: Gentile Center/ 5,200
Conference: Midwestern Collegiate
1995-96 Record: 8-19
Conference: 5-12, 7th
SID: Ian Solomon
Office: (773) 508-2575
Fax: (773) 508-3884 808-1122
Home: (847) 864-2905
Courtside: (773) 274-3550
Series Record: First meeting
Athletic Director: Chuck Schwarz
Returning Lettermen: 8 **Starters:** 4
Top Returnees:
Derek Molis, G, 6-4, Sr., 14.9 ppg, 2.3 rpg
Donyale Bush, F, 6-7, Jr., 10.7 ppg, 6.2 rpg
Javan Goodman, F, 6-8, So., 9.8 ppg, 7.9 rpg
Top Newcomers:
Earl Brown, G, 6-1, Fr., DeLaSalle HS
Dominic Okon, G, 6-0, Jr., Three River CC
Greg Adams, G, 6-4, Jr., Colby CC

1996-97 SCHEDULE

Nov. 23 EASTERN KENTUCKY
Nov. 26 at St. Peter's
Nov. 30 KENT STATE
Dec. 4 at Chicago State
Dec. 7 ROBERT MORRIS
Dec. 14 at Fullerton
Dec. 21 at Northwestern
Dec. 22 INDIANA STATE
Dec. 30 NOTRE DAME
Jan. 4 at Drake
Jan. 8 NORTHERN ILLINOIS
Jan. 11 at Butler
Jan. 16 at Detroit
Jan. 18 at Cleveland State
Jan. 23 WRIGHT STATE
Jan. 25 at Wisconsin-Green Bay
Jan. 30 WISCONSIN-GREEN BAY
Feb. 1 at Wisconsin-Milwaukee
Feb. 3 ILLINOIS AT CHICAGO
Feb. 6 at Northern Illinois
Feb. 8 BUTLER
Feb. 13 DETROIT
Feb. 15 CLEVELAND STATE
Feb. 20 at Illinois at Chicago
Feb. 22 WISCONSIN-MILWAUKEE
Feb. 24 at Wright State



PEPPERDINE Waves



Sat., Dec. 21
7:05 p.m.
Titan Gym
Coach:
Lorenzo Romar
(1st yr.)
0 - 0
career: 0 - 0

Location: Firestone Fieldhouse
Malibu, CA 90263
Enrollment: 7,800
Colors: Blue, Orange & White
Arena/Capacity: Firestone Fieldhouse/3,104
Conference: West Coast
1995-96 Record: 10-18
Conference: 2-12, 8th
SID: Mike Zapolski
Office: (310) 456-4333
Fax: (310) 456-4322
Home: (818) 597-8146
Courtside: (310) 456-5050

Series Record: Pepperdine leads, 6-5

Athletic Director: Wayne Wright

Returning Lettermen: 7 **Starters:** 4

Top Returnees:

Gerald Brown, G, 6-3, Sr., 17.8 ppg, 5.9 rpg
Bryan Hill, F, 6-8, Jr., 15.1 ppg, 7.3 rpg
Marques Johnson, G, 6-0, Sr., 14.3 ppg, 3.0 apg

Top Newcomers:


Jelani Gardner, G, 6-6, So., California
omni'A Givens, C, 6-10, Jr., UCLA
Kelvin Gibbs, F, 6-6, Fr., Bellflowers HS

1996-97 SCHEDULE

Nov. 22at Weber State
Nov. 25 ...UC SANTA BARBARA
Nov. 30at Boise State
Dec. 3SAN JOSE STATE
Dec. 7PACIFIC
Dec. 13at Syracuse
Dec. 14vs E. Michigan or Old Dominion
Dec. 19 ...CAL STATE NORTHRIDGE
Dec. 21 ...at Fullerton
Dec. 27 ...CAL STATE HAYWARD
Dec. 30 ...at UW-Green Bay
Dec. 31 ...vs Austin Peay or St. Joseph (PA)
Jan. 10SAN DIEGO
Jan. 11SAN FRANCISCO
Jan. 15at Loyola Marymount
Jan. 18LOYOLA MARYMOUNT
Jan. 23at Portland
Jan. 25at Gonzaga
Jan. 31GONZAGA
Feb. 1PORTLAND
Feb. 7at Saint Mary's
Feb. 9at Santa Clara
Feb. 14SANTA CLARA
Feb. 15SAINT MARY'S
Feb. 20at San Francisco
Feb. 22at San Diego
Mar. 1-3 ..at WCC Tournament

THIRTY-TWO

BROWN Bruins



Sat., Dec. 28
7:05 p.m.
Titan Gym
Coach:
Franks Dobbs
(5th yr.)
53 -77
Career: 53 -77

Location: Box 1932, Providence, RI 02912
Enrollment: 5,519
Colors: Seal Brown, Cardinal Red & White
Arena/Capacity: Paul Bailey Pazzitola
Memorial Sports Center/2,800
Conference: Ivy League
1995-96 Record: 10-16
Conference: 5- 9, 5th
SID: Chris Humm
Office: (401) 863-2219
Fax: (401) 863-1436
Home: (401) 247-2392
Courtside: (401) 863-3208

Series Record: CSF leads, 1-0

Athletic Director: David Roach

Returning Lettermen: 9 **Starters:** 3

Top Returnees:

Aaron Butler G, 6-3, So., 8.8ppg, 2.0 rpg
Paul Krasinski, C, 6-8, Jr., 5.2ppg, 4.7rpg
Chris White F, 6-6, Sr., 3.4ppg, 5.3rpg


Top Newcomers:

Joe Bucci, G, 6-0, Fr., Lawrenceville HS
Matt D'Antoni, G, 6-2, Fr., Socastee HS
Oggie Kapetanovic, G, 6-9, Fr., Ontario, Canada

1996-97 SCHEDULE

Nov. 22at Boston College
Nov. 30at St. Francis (N.Y.)
Dec. 1at Lafayette
Dec. 4at Rhode Island
Dec. 7at Wisconsin
Dec. 10HOLY CROSS
Dec. 21at Providence
Dec. 28at Fullerton
Dec. 30at Loyola Marymount
Jan. 2at Kansas
Jan. 4at Army
Jan. 10PRINCETON
Jan. 11PENNSYLVANIA
Jan. 18YALE
Jan. 20at Bucknell
Jan. 25at Yale
Jan. 31at Harvard
Feb. 1at Dartmouth
Feb. 7CORNELL
Feb. 10COLUMBIA
Feb. 14at Pennsylvania
Feb. 15at Princeton
Feb. 21at Columbia
Feb. 22at Cornell
Feb. 28DARTMOUTH
Mar. 1HARVARD

COLUMBIA Lions



Mon., Dec. 30
7:05 p.m.
Titan Gym
Coach:
Armond Hill
(2nd yr.)
7-19
Career: 7-19

Location: Broadway & 116th Streets
New York, NY 10027
Enrollment: 4,500
Colors: Columbia Blue & White
Arena/Capacity: Levein Gymnasium/ 3,400
Conference: Ivy League
1995-96 Record: 7-19
Conference: 3-11, 7th T
SID: Todd Kennedy
Office: (212) 854-2534
Fax: (212) 854-8168
Home: (212) TBA
Courtside: (212) 854-2534

Series Record: First meeting

Athletic Director: Dr. John A. Reeves

Returning Lettermen: 8 **Starters:** 3

Top Returnees:

C. J. Thompkins, G, 6-2, Sr., 14.8 ppg, 3.3 rpg
Gary Raimondo, G, 6-2, So., 9.9 ppg, 3.7 rpg
Justin Namolik, F, 6-6, So., 9.2 ppg, 3.9 rpg

Top Newcomers:


Steve Brown, F, 6-5, Fr., Lawrenceville School
C. J. Flaherty, F, 6-7, Fr., Marist HS, GA

1996-97 SCHEDULE

Nov. 22at Lobo Classic at New Mexico
Nov. 23at Lobo Classic at New Mexico
Nov. 26FORDHAM
Nov.30at Providence
Dec. 6at Illini Classic
Dec. 7at Illini Classic
Dec. 10ST. FRANCIS
Dec. 30at Fullerton
Jan. 2at San Diego
Jan. 6at Lehigh
Jan. 10at Harvard
Jan. 11at Dartmouth
Jan. 14URSINUS
Jan. 18at Cornell
Jan. 20ARMY
Jan. 25CORNELL
Jan. 31PENNSYLVANIA
Feb. 1PRINCETON
Feb. 7at Yale
Feb. 8at Brown
Feb. 14DARTMOUTH
Feb. 15HARVARD
Feb. 21BROWN
Feb. 22YALE
Feb. 28at Princeton
Mar. 1at Pennsylvania



GONZAGA Bulldogs



Sat., Jan. 4
7:30 p.m.
Martin Centre
Coach:
Dan Fitzgerald
(15th yr.)
239- 157
Career: 239-157

Location: AD Box 66

Spokane, WA 99258

Enrollment: 5,000

Colors: Blue, White & Red

Arena/Capacity: Martin Centre/ 4,000

1995-96 Record: 21-9

Conference: 10-4, 1st T

SID: Oliver Pierce

Office: (509) 328-4220 x6373

Fax: (509) 324-5730

Courtside: (509) 328-4220, x4224

Series Record: Gonzaga leads, 1-0

Athletic Director: Dan Fitzgerald

Returning Lettermen: 7 Starters: 2

Top Returnees:

Paul Rogers, F, 7-0, Sr., 15.2 ppg, 8.0 rpg

Lorenzo Rollins, G, 6-4, Sr., 10.3 ppg, 1.8 rpg

Kevin Williams, G, 6-1, Sr., 4.8 ppg, 1.7 rpg

Top Newcomers:


Axel Dench, F, 6-11, Fr., Cadet Grammar H.S.

Matt Santangelo, G, 6-0, Fr., Central Catholic

1996-97 SCHEDULE

Nov. 23at Southern Utah
Nov. 26ST. MARTIN'S COLLEGE
Nov. 30WASHINGTON STATE
Dec. 3CENTRAL WASHINGTON
Dec. 6vs. Tex.-San Antonio at Ft. Collins
Dec. 7at Colorado State or CSU Sacramento
Dec. 11MONTANA STATE
Dec. 14MONTANA
Dec. 21at Eastern Washington
Dec. 27vs. Idaho State at Boise
Dec. 28at Boise State or vs. Campbell
Jan. 4FULLERTON
Jan. 9SANTA CLARA
Jan. 11SAINT MARY'S
Jan. 16at San Diego
Jan. 18at San Francisco
Jan. 23LOYOLA MARYMOUNT
Jan. 25PEPPERDINE
Jan. 31at Pepperdine
Feb. 1at Loyola Marymount
Feb. 5PORTLAND
Feb. 8at Portland
Feb. 13SAN FRANCISCO
Feb. 15SAN DIEGO
Feb. 21at Saint Mary's
Feb. 22at Santa Clara
Mar. 1-3 ...at WCC Tournament

PACIFIC Tigers



Sat., Jan. 11, 7:05
Titan Gym;
Thu., Feb. 20, 7:00
Spanos Center
Coach:
Bob Thomason
(9th year)
112-116
Career: 164-143

Location: 3601 Pacific Ave.

Stockton, CA 95211

Enrollment: 4,000

Colors: Black & Orange

Arena/Capacity: Spanos Center/ 6,150

1995-96 Record: 15-12

Conference: 11-7, 2nd T

SID: Mike Millerick

Office: (209) 946-2479

Fax: (209) 946-2757 On Demand: #2120

Home: (209) 369-6877

Courtside: (209) 946-2865

Series Record: CSF leads, 27-23

Interim Athletic Director: Cindy Spiro

Returning Lettermen: 12 Starters: 4

Top Returnees:

Adam Jacobsen, G, 6-2, Sr., 14.1 ppg, 4.0 rpg

Rayne Mahaffey, C, 6-10, Jr., 10.8 ppg, 3.8 rpg

Monty Owens, G, 6-2, Sr., 6.3 ppg, 2.3 rpg

Top Newcomers:

Aaron Woliczko, F, 6-5, Jr., West Valley JC


Barry Marvel, F, 6-7, 6-7, RFr., Colusa HS

Bill Walton, F, 6-6, Fr., Sonora HS

1996-97 SCHEDULE

Nov. 22 ...at Fresno State
Nov. 26 ...STANISLAUS STATE
Nov. 30 ...at BYU
Dec. 5at San Diego
Dec. 7at Pepperdine
Dec. 14CHICO STATE
Dec. 21SANTA CLARA
Dec. 23CAL STATE SACRAMENTO
Dec. 28vs. Georgetown at Halifax, N.S.
Jan. 4at Cal State Sacramento
Jan. 9at UC Irvine
Jan. 11at Fullerton
Jan. 16IDAHO
Jan. 18LONG BEACH STATE
Jan. 23CAL POLY SLO
Jan. 25UC SANTA BARBARA
Jan. 30at North Texas
Feb. 1at New Mexico State
Feb. 6UTAH STATE
Feb. 9NEVADA
Feb. 13at UC Santa Barbara
Feb. 15at Cal Poly SLO
Feb. 20FULLERTON
Feb. 22UC IRVINE
Feb. 27at Boise State
Mar. 1at Long Beach State
Mar. 7-9 ...at Big West Tournament

LONG BEACH ST. 49ers



Mon., Jan. 13, 7:05
Titan Gym;
Sat., Feb. 22, 7:30
The Pyramid
Coach:
Wayne Morgan
(1st year)
0-0
Career: 0-0

Location: 1250 Bellflower Blvd.

Long Beach, CA 90840

Enrollment: 26,277

Colors: Black & Gold

Arena/Capacity: The Pyramid/ 5,000

1995-96 Record: 17-11

Conference: 12-6, 1st

SID: Tony Gervase

Office: (310) 985-7565

Fax: (310) 985-8197 On Demand: #1320

Home: (310) 325-7052

Courtside: (310) 985-4667

Series Record: Long Beach leads, 43-27

Athletic Director: Bill Shumard

Returning Lettermen: 6 Starters: 3

Top Returnees:

James Cotton, G, 6-5, Jr., 19.5 ppg, 4.1 rpg

Akeli Jackson, F, 6-8, Jr., 10.9 ppg, 7.5 rpg

Marcus Johnson, F, 6-9, Jr., 5.9 ppg, 5.2 rpg

Top Newcomers:

Greg Clark, F, 6-7, Fr., Grossmont HS

Tommie Davis, G, 5-9, So., Houston


Ike Nwankwo, C, 6-11, Sr., UCLA

1996-97 SCHEDULE

Nov. 25WYOMING
Nov. 30at USC
Dec. 3OREGON STATE
Dec. 6vs. Mercer at Purdue
Dec. 7vs. Cornell or at Purdue
Dec. 10at George Mason
Dec. 21at Montana
Dec. 30BETHUNE-COOKMAN
Jan. 4at Saint Mary's
Jan. 6BOISE STATE
Jan. 9SOUTHWEST MISSOURI ST.
Jan. 11at UC Irvine
Jan. 13at Fullerton
Jan. 18at Pacific
Jan. 23UC SANTA BARBARA
Jan. 25CAL POLY SLO
Jan. 30at New Mexico State
Feb. 2at North Texas
Feb. 6NEVADA
Feb. 8UTAH STATE
Feb. 13at Cal Poly SLO
Feb. 15at UC Santa Barbara
Feb. 20UC IRVINE
Feb. 22FULLERTON
Feb. 27at Idaho
Mar. 1PACIFIC
Mar. 7-9at Big West Tournament



UCSB Gauchos



Thu., Jan. 16, 7:30
The Thunderdome;
Sat., Mar. 1, 7:05
Titan Gym
Coach:
Jerry Pimm
(14th year)
203-168
Career: 376-254

Location: Robertson Memorial Gym
Santa Barbara, CA 93106-7211

Enrollment: 18,200

Colors: Blue & Gold

Arena/Capacity: Thunderdome/ 6,000

1995-96 Record: 11-15

Conference: 8-10, 7th T

SID: Bill Mahoney

Office: (805) 893-3428

Fax: (805) 893-4537 **On Demand:** #1720

Home: (805) 683-2365

Courtside: (805) 893-4361

Series Record: CSF leads, 22-18

Athletic Director: Dr. Gary Cunningham

Returning Lettermen: 5 **Starters:** 2

Top Returnees:

Kealon Wallace, F, 6-6, Jr., 13.2 ppg, 8.0 rpg

Bakir Allen, G, 6-4, Sr., 3.7 ppg, 3.1 rpg

B. J. Bunton, F, 6-7, 225, 2.9 ppg, 2.8 rpg

Top Newcomers:

Niall Dalton-Brown, F, 6-8, Jr., UND-Williston


Matt Pinkney, F, 6-10, Jr., Taylorsville HS, UT

Dwayne Williams, F, 6-7, Jr., Lawrence HS, IN

1996-97 SCHEDULE

Nov. 22 WESTMONT
Nov. 25 at Pepperdine
Dec. 1 at Saint Mary's
Dec. 5 AKRON
Dec. 7 WESTMONT or RIDER
Dec. 14 SAN FRANCISCO
Dec. 21 at Colorado
Dec. 23 at Cal State Northridge
Dec. 30 SAN DIEGO
Jan. 4 LOYOLA MARYMOUNT
Jan. 9 NORTH TEXAS
Jan. 11 at Cal Poly SLO
Jan. 16 FULLERTON
Jan. 18 UC IRVINE
Jan. 23 at Long Beach State
Jan. 25 at Pacific
Jan. 30 at Nevada
Feb. 1 at Utah State
Feb. 6 IDAHO
Feb. 8 BOISE STATE
Feb. 13 PACIFIC
Feb. 15 LONG BEACH STATE
Feb. 20 at New Mexico State
Feb. 22 CAL POLY SLO
Feb. 27 at UC Irvine
Mar. 1 at Fullerton
Mar. 7-9 at Big West Tournament

CAL POLY SLO Mustangs



Sat., Jan. 18, 7:00
Mott Gymnasium;
Thur., Feb. 27, 7:05
Titan Gym
Coach:
Jeff Schneider
(2nd year)
16-13
Career: 16-13

Location: 1 Grand Ave.,
San Luis Obispo, CA 93407

Enrollment: 15,400

Colors: Green & Gold

Arena/Capacity: Mott Gymnasium/ 3,500

1995-96 Record: 16-13

American West Conference: 5-1, 1st

SID: Eric McDowell

Office: (805) 756-6531

Fax: (805) 756-2650 **On Demand:** #2720

Home: (805) 546-8977

Courtside: (805) 756-2410

Series Record: Cal Poly leads, 14-9

Athletic Director: John McCutcheon

Returning Lettermen: 7 **Starters:** 3

Top Returnees:

Ben Larson, G, 6-0, So., 12.8 ppg, 2.7 rpg

Damien Levesque, F, 6-7, Sr., 10.7 ppg, 6.8 rpg

Shanta Cotright, G, 6-2, Sr., 16.8 ppg, 5.9 rpg

Top Newcomers:

Rick Kinner, G, 6-2, Jr., W. Nebraska CC

Joe Madrid, C, 7-0, Jr., NE Oklahoma JC

Josh Porter, G, 6-5, Jr., Irvine Valley JC

1996-97 SCHEDULE

Nov. 23 CAL STATE HAYWARD
Nov. 26 LOYOLA MARYMOUNT
Nov. 29 vs. Liberty at Fresno State
Nov. 30 at Fresno St. or vs. Northeastern
Dec. 3 CAL BAPTIST
Dec. 7 AIR FORCE
Dec. 14 at Hawaii
Dec. 15 vs. Ball State or UAB at Hawaii
Dec. 22 at George Mason
Dec. 28 vs LaSalle at Berkeley
Dec. 29 at California or vs. Howard
Jan. 4 PORTLAND
Jan. 9 NEW MEXICO STATE
Jan. 11 UC SANTA BARBARA
Jan. 16 UC IRVINE
Jan. 18 FULLERTON
Jan. 23 at Pacific
Jan. 25 at Long Beach State
Jan. 30 at Utah State
Feb. 1 at Nevada
Feb. 6 BOISE STATE
Feb. 8 IDAHO
Feb. 13 LONG BEACH STATE
Feb. 15 PACIFIC
Feb. 18 IDAHO STATE
Feb. 20 at North Texas
Feb. 22 at UC Santa Barbara
Feb. 27 at Fullerton
Mar. 1 at UC Irvine

UTAH STATE Aggies



Thu., Jan. 23, 7:05
Titan Gym

Coach:

Larry Eustachy
(4th year)

53-36

Career: 114-69

Location: UMC 7400,
Logan, UT 84322

Enrollment: 19,861

Colors: Navy Blue & White

Arena/Capacity: Smith Spectrum/ 10,270

1995-96 Record: 18-15

Conference: 10-8, 4th

SID: Mike Strauss

Office: (801) 797-1850

Fax: (801) 797-2615 **On Demand:** #2220

Courtside: (801) 797-1686

Series Record: USU leads, 24-14

Athletic Director: Chuck Bell

Returning Lettermen: 3 **Starters:** 2

Top Returnees:

Justin Jones, G, 6-3, Jr., 10.9 ppg, 2.4 apg

Duane Rogers, G, 6-5, So., 8.5 ppg, 5.2 apg

Antwan Smith, F, 6-8, Jr., 6.1 ppg, 4.9 rpg

Top Newcomers:

Leroy Davis, F, 6-6, Jr., Okaloosa-Walton CC, FL

David Isaacson, F, 6-7, Jr., Ricks JC

Dan Stewart, F, 6-8, Fr., East HS, UT

1996-97 SCHEDULE

Nov. 26 UTAH
Nov. 30 SO. CALIFORNIA COLLEGE
Dec. 7 HUMBOLDT STATE
Dec. 10 at Brigham Young
Dec. 14 COLORADO STATE
Dec. 19 at Weber State
Dec. 21 WYOMING
Dec. 27 TEXAS SOUTHERN
Dec. 28 SAMFORD or PORTLAND
Jan. 2 NEVADA
Jan. 4 at Southern Illinois
Jan. 9 at Boise State
Jan. 12 at Idaho
Jan. 16 NORTH TEXAS
Jan. 18 NEW MEXICO STATE
Jan. 23 at Fullerton
Jan. 25 at Nevada
Jan. 30 CAL POLY SLO
Feb. 1 UC SANTA BARBARA
Feb. 6 at Pacific
Feb. 8 at Long Beach State
Feb. 13 UC IRVINE
Feb. 20 IDAHO
Feb. 22 BOISE STATE
Feb. 27 at New Mexico State
Mar. 1 at North Texas
Mar. 7-9 at Big West Tournament



UC IRVINE Anteaters



Sat., Jan. 25, 7:05
Bren Center;
Thur., Feb. 13, 7:05
Titan Gym
Coach:
Rod Baker
(6th year)
51-91
Career: 124-142

Location: Crawford Hall
Irvine, CA 92697-4500

Enrollment: 17,100

Colors: Blue & Gold

Arena/Capacity: Bren Center/ 5,000

1995-96 Record: 15-12

Conference: 11-7, 2nd T

SID: Bob Olson

Office: (714) 824-5814

Fax: (714) 824-5260 **On Demand:** #1620

Home: (714) 646-2386

Courtside: (714) 824-5814

Series Record: CSF leads, 32-29

Athletic Director: Dan Guerrero

Returning Lettermen: 6 **Starters:** 2

Top Returnees:

Paul Foster, F, 6-8, Sr., 7.4 ppg, 5.6 rpg
Dan Augulis, C, 6-10, Sr., 1.7 ppg, 2.1 rpg
Lamar Parker, G, 6-1, So., 1.2 ppg, 0.4 apg


Top Newcomers:

Wendell Robinson, F, 6-8, Jr., Santa Monica CC
Andrew Carlson, C, 6-10, Fr., Poway HS
Brian Johnson, F, 6-7, Fr., St. John Bosco HS

1996-97 SCHEDULE

Nov. 22 at San Diego State
Dec. 2 at Washington State
Dec. 4 at Eastern Washington
Dec. 7 UNLV
Dec. 15 USC
Dec. 21 at Cal State Northridge
Dec. 23 UNIV. OF SAN DIEGO
Dec. 28 UTAH
Jan. 5 at USF
Jan. 9 PACIFIC
Jan. 11 LONG BEACH STATE
Jan. 16 at Cal Poly SLO
Jan. 18 at UC Santa Barbara
Jan. 23 NEVADA
Jan. 25 FULLERTON
Jan. 30 at Boise State
Feb. 1 at Idaho
Feb. 6 NORTH TEXAS
Feb. 8 NEW MEXICO STATE
Feb. 13 at Fullerton
Feb. 15 at Utah State
Feb. 20 at Long Beach State
Feb. 22 at Pacific
Feb. 25 at Southern Utah
Feb. 27 UC SANTA BARBARA
Mar. 1 CAL POLY SLO
Mar. 7-9 at Big West Tournament

IDAHO Vandals



Thu., Jan. 30, 7:05
Kibbie-ASUI Dome

Coach:
Kermit Davis
(3rd year)
50-12
Career: 58-32

Location: Kibbie Activity Center
Moscow, ID 83844-2302

Enrollment: 11,730

Colors: Silver & Gold

Arena/Capacity: Kibbie-ASUI Dome/10,000

1995-96 Record: 12-16

Big Sky Conference: 5-9, 6th

SID: Becky Paul

Office: (208) 885-0211

Fax: (208) 885-0255 **On Demand:** #2820

Home: (208) 883-0850

Courtside: (208) 885-0211

Series Record: First meeting

Athletic Director: Pete Liske

Returning Lettermen: 5 **Starters:** 3

Top Returnees:

Reggie Rose, G, 6-0, Sr., 13.9ppg, 3.2rpg
Eddie Turner, G, 6-1, Sr., 10.0ppg, 2.3rpg
Nate Gardner, C, 6-8, Sr., 6.4ppg, 5.4rpg


Top Newcomers:

Kevin Byrne, F, 6-8, Jr., No. Idaho JC
Jon Harris, F, 6-5, Fr., Centennial HS

1996-97 SCHEDULE

Nov. 24 at Purdue
Nov. 27 IDAHO STATE
Nov. 30 at Southwest Missouri State
Dec. 3 at Washington
Dec. 5 at Idaho State
Dec. 14 at Washington State
Dec. 23 WESTERN BAPTIST
Dec. 28 vs. Liberty at Hilo
Dec. 29 vs. Eastern Michigan at Hilo
Dec. 30 at Hawaii-Hilo
Jan. 3 LEWIS-CLARK STATE
Jan. 9 NEVADA
Jan. 12 UTAH STATE
Jan. 16 at Pacific
Jan. 18 BOISE STATE
Jan. 23 at New Mexico State
Jan. 25 at North Texas
Jan. 30 FULLERTON
Feb. 1 UC IRVINE
Feb. 3 SOUTHERN UTAH
Feb. 6 at UC Santa Barbara
Feb. 8 at Cal Poly SLO
Feb. 11 WASHINGTON STATE
Feb. 13 NORTH TEXAS
Feb. 15 NEW MEXICO STATE
Feb. 20 at Utah State
Feb. 22 at Nevada
Feb. 27 LONG BEACH STATE
Mar. 2 at Boise State
Mar. 7-9 at Big West Tournament

BOISE STATE Broncos



Sat., Feb. 1, 7:35
BSU Pavilion

Coach:
Rod Jensen
(2nd year)
15-13
Career: 15-13

Location: 1910 University Dr.
Boise, ID 83725

Enrollment: 14,930

Colors: Blue & Orange

Arena/Capacity: BSU Pavilion/ 12,380

1995-96 Record: 15-13

Big Sky Conference: 10-4, 2nd T

SID: Brad Larrondo

Office: (208) 385-3868

Fax: (208) 385-3361 **On Demand:** #2420

Home: (208) 338-6518

Courtside: (208) 385-1503

Series Record: Tied, 2-2

Athletic Director: Gene Bleymaier

Returning Lettermen: 8 **Starters:** 4

Top Returnees:

Joe Wyatt, G, 6-2, Sr., 11.6 ppg, 2.9 apg
Mike Tolman, F, 6-5, Jr., 9.0 ppg, 3.0 rpg
J. D. Huleen, F, 6-8, Sr., 9.5 ppg, 4.9 rpg

Top Newcomers:


Justin Lyons, F, 6-7, Jr., Central Arizona JC
Tony Norman, F, 6-6, Jr., Colby JC, KS
Robeto Bergersen, F, 6-6, Jr., Washington

1996-97 SCHEDULE

Nov. 23 at Washington State
Nov. 30 PEPPERDINE
Dec. 2 at Idaho State
Dec. 7 at Weber State
Dec. 13 at BYU Cougar Classic
Dec. 14 at BYU Cougar Classic
Dec. 20 OREGON
Dec. 27 CAMPBELL
Dec. 28 GONZAGA or IDAHO STATE
Jan. 6 at Long Beach State
Jan. 9 UTAH STATE
Jan. 11 NEVADA
Jan. 16 EASTERN MICHIGAN
Jan. 18 at Idaho
Jan. 23 at North Texas
Jan. 25 at New Mexico State
Jan. 30 UC IRVINE
Feb. 1 FULLERTON
Feb. 6 at Cal Poly SLO
Feb. 8 at UC Santa Barbara
Feb. 13 NEW MEXICO STATE
Feb. 15 NORTH TEXAS
Feb. 20 at Nevada
Feb. 22 at Utah State
Feb. 27 PACIFIC
Mar. 2 IDAHO
Mar. 7-9 at Big West Tournament



NEW MEXICO ST. Aggies



Thu., Feb. 6, 7:05
Titan Gym

Coach:
Neil McCarthy
(12th year)
229-114
Career: 429-212

Location: Box 30001, Dept. 3145,
Las Cruces, NM 88003-8001
Enrollment: 15,168
Colors: Crimson & White
Arena/Capacity: PanAm Center/ 13,071
1995-96 Record: 11-15
Conference: 8-10, 7th T
SID: Steve Shutt
Office: (505) 646-3929
Fax: (505) 646-2425 **On Demand:** #1420
Home: (505) 382-1068
Courtside: (505) 646-3400

Series Record: NMSU leads, 19-7

Athletic Director: Al Gonzales

Returning Lettermen: 5 **Starters:** 3

Top Returnees:

Enoch Davis, F, 6-7, Sr., 15.8 ppg, 5.1 rpg
Charles Gosa, F, 6-8, So., 6.9 ppg, 5.9 rpg
Bostjan Leban, G, 6-5, Jr., 6.5 ppg, 2.2 rpg


Top Newcomers:

Antoine Hubbard, G, 5-11, Jr., Jones County JC, MS
Louis Richardson, F, 6-8, Jr., Jones County JC, MS
Denmark Reid, G, 6-0, Jr., Arizona Western JC

1996-97 SCHEDULE

Nov. 25 ...MARYLAND-EASTERN SHORE
Nov. 30 ...UTEP
Dec. 4at UTEP
Dec. 7NEW MEXICO
Dec. 13 ...at New Mexico
Dec. 21 ...SOUTHERN (New Orleans)
Dec. 27 ...at Wyoming Cowboy Shootout
Dec. 28 ...at Wyoming Cowboy Shootout
Dec. 30 ...NO. CAROLINA-ASHEVILLE
Jan. 9at Cal Poly SLO
Jan. 11NORTH TEXAS
Jan. 16at Nevada
Jan. 18at Utah State
Jan. 23IDAHO
Jan. 25BOISE STATE
Jan. 30LONG BEACH STATE
Feb. 1PACIFIC
Feb. 6at Fullerton
Feb. 8at UC Irvine
Feb. 13at Boise State
Feb. 15at Idaho
Feb. 20UC SANTA BARBARA
Feb. 23at North Texas
Feb. 27UTAH STATE
Mar. 1NEVADA
Mar. 7-9 ...at Big West Tournament

NORTH TEXAS Eagles



Sat., Feb. 8, 7:05
Titan Gym

Coach:
Tim Jankovich
(4th year)
43-41
Career: 43-41

Location: Box 13917
Denton, TX 76203
Enrollment: 26,400
Colors: Green & White
Arena/Capacity: The Super Pit/ 10,032
1995-96 Record: 15-13
Southland Conference: 12-6, 2nd
SID: Jim Browning
Office: (817) 565-4674
Fax: (817) 565-3671 **On Demand:** #2920
Home: (817) 383-0809
Courtside: (817) 565-4609

Series Record: North Texas leads, 2-0

Athletic Director: Craig Helwig

Returning Lettermen: 5 **Starters:** 4

Top Returnees:

David Miller, F, 6-6, Jr., 12.7 ppg, 8.8 rpg
Chad Elston, G, 6-3, Sr., 9.0 ppg, 3.2 rpg
Sean Riley, C, 7-0, So., 5.1 ppg, 2.6 rpg


Top Newcomers:

Kerry Baker, G, 6-4, Jr., Fresno CC
T. J. Atkins, G, 6-1, Jr., Fresno CC
Rodrick Peyton, G, 6-2, Jr., Cisco JC

1996-97 SCHEDULE

Nov. 23at Sam Houston State
Nov. 25MARY HARDIN-BAYLOR
Nov. 29-30 at Union Planters Classic
Dec. 2at SMU
Dec. 5TEXAS A&M
Dec. 7at Texas
Dec. 18at Alabama
Dec. 21RICE
Jan. 4PHILLIPS
Jan. 9at UC Santa Barbara
Jan. 11at New Mexico State
Jan. 16at Utah State
Jan. 19at Nevada
Jan. 23BOISE STATE
Jan. 25IDAHO
Jan. 30PACIFIC
Feb. 2LONG BEACH STATE
Feb. 6at UC Irvine
Feb. 8at Fullerton
Feb. 13at Idaho
Feb. 15at Boise State
Feb. 20CAL POLY SLO
Feb. 23NEW MEXICO STATE
Feb. 27NEVADA
Mar. 1UTAH STATE
Mar. 7-9at Big West Tournament

NEVADA Wolf Pack



Sat., Feb. 15, 7:35
Lawlor Events Center

Coach:
Pat Foster
(4th year)
45-41
Career: 321-163

Location: Mail Stop 232
Reno, NV 89557
Enrollment: 12,500
Colors: Silver & Blue
Arena/Capacity: Lawlor Events Ctr./ 11,200
1995-96 Record: 16-13
Conference: 9-9, 5th T
SID: Paul Stuart
Office: (702) 784-4600
FAX: (702) 784-4386 **On Demand:** #2020
Home: (702) 829-1302
Courtside: (702) 784-4404

Series Record: Nevada leads, 6-4

Athletic Director: Chris Ault

Returning Lettermen: 6 **Starters:** 1

Top Returnees:

Faron Hand, F, 6-7, Sr., 10.8 ppg, 4.2 rpg
Tim Barnett, G, 6-2, Sr., 6.7 ppg, 2.1 rpg
Lamont Allen, G, 5-11, Jr., 2.2 ppg, 0.6 rpg

Top Newcomers:

Jimmy Carroll, G, 6-6, Jr., Utah
Robin Kennedy, G, 5-11, Jr., Chaffey JC
Paul Culbertson, F, 6-6, Jr., Riverside CC

1996-97 SCHEDULE

Nov. 30WEBER STATE
Dec. 3at Colorado State
Dec. 7at Montana State
Dec. 14UNLV
Dec. 16OREGON
Dec. 18PORTLAND
Dec. 21vs. UTEP at Iowa State
Dec. 22Iowa State or Tennessee St.
Dec. 30at Oklahoma State
Jan. 2at Utah State
Jan. 6SAINT MARY'S (TX)
Jan. 9at Idaho
Jan. 11at Boise State
Jan. 16NEW MEXICO STATE
Jan. 19NORTH TEXAS
Jan. 23at UC Irvine
Jan. 25UTAH STATE
Jan. 30UC SANTA BARBARA
Feb. 1CAL POLY SLO
Feb. 6at Long Beach State
Feb. 9at Pacific
Feb. 15FULLERTON
Feb. 20BOISE STATE
Feb. 22IDAHO
Feb. 27at North Texas
Mar. 1at New Mexico State
Mar. 7-9at Big West Tournament



Youthful, Ailing Titan Squad Snares Highlight Wins

Despite starting two freshmen and a sophomore all season and losing the team's most experienced guard five games into the campaign, the 1995-96 Cal State Fullerton men's basketball team managed to log several exciting victories during an "educational" season against a rugged schedule.

The final numbers showed a 6-20 log with a 5-13 mark in the Big West Conference. Lost in the cold numbers is the fact that the Titans never really had their entire roster together.

Letterman guard Chris Dade was hobbled at the outset of the season by tendinitis in his knee and he played sparingly the first few games. Navarro JC transfer Brian Thomas hurt his foot in pre-season drills and four games into the schedule reinjured the foot and was out until mid-February.

In the interim, two-year letterman Chris St. Clair had hung up his Reeboks due to the lingering effects of knee surgery performed the previous April. By quitting only five games into the schedule, he was able to claim a medical hardship and retain two years of eligibility.

Freshman forward Mark Richardson's season came to a premature end on Feb. 10 at UC Irvine when he broke a finger in a scrap for a loose ball. Toss in John Williams missing a few games because of hand and foot problems and a broken nose suffered by Dirk Rassloff and there never was really any continuity to the lineup.

Thomas was healthy long enough to record the most dramatic moment of the season. His 35-foot bank shot just beat the overtime buzzer and gave the Titans an 85-83 victory at San Diego State in December on Prime television.

That was the only win in Fullerton's first nine games as the Titans lost to four teams coming off the 1995 NCAA Tournament in national champion UCLA, Gonzaga, Utah and Montana. Fullerton enjoyed the first half of its opener at Pauley Pavilion, leading the Bruins, 30-29, at the half following a lengthy pregame ceremony to add to their collection of title banners.

A home overtime win on Jan. 4 over Pacific built a semblance of momentum. The Titans lost at UC Santa Barbara on a

last-second shot and then made a respectable showing while losing at Long Beach State. Then came a three-game winning streak.

With Chris Dade setting personal records and the team hitting 10 of 14 3-point field goals, the Titans beat rival UC Irvine in Titan Gym, 81-73, on Jan. 13, despite the absence of Williams, who was sidelined with a hand injury. Then came a home win over UNLV on Jan. 18 by a 64-61 count before another television audience. The Titans then snapped a 9-game losing streak to New Mexico State with an 85-72 decision. Making good on a promise to the squad, Coach Bob Hawking allowed freshman point guard Kenroy Jarrett to shave the coach's head in a show of team unity.

At 5-10 overall and 4-3 in the Big West, the Titans were poised to make a strong stretch run. But the momentum



turned in the cold of Logan, Utah, where the Titans haven't beaten Utah State since the 1981-82 season. Fullerton lost five games in a row before stopping the streak in the unlikely location of Las Cruces, New Mexico.

The Titans won in the Pan American Center for only the second time, 68-63, and thus completed only their second sweep of the Aggies. Fullerton hit 23 of 27 free throws tries while the Aggies were making only 4 of 20 3-point field goal attempts. Concluding the road trip, the Titans tried to get greedy and sweep UNLV for the first time ever but a second-half rally fell short, 68-59.

An overtime home loss to Nevada followed. The Wolf Pack hit 32 of 41 free throws (.780) as four Titans fouled out and the Titans went on to lose their final five.

Chuck Overton, left, was the Titans' only senior and finished as the team's top scorer with a 15.2-point average. Join Williams, above, was a key newcomer. The transfer from Mt. San Jacinto JC was the top rebounder at 7.2 per game and the No. 2 scorer at 14.2 points per game. He managed to dominate some games inside the paint despite his 6-5 frame.

True freshmen Richardson and Jarrett each made major contributions and earned berths on the Big West Conference all-freshmen squad.





1995-96 INDIVIDUAL STATISTICS

Overall: 6-20

Home: 4-8

Road: 2-12

Big West: 5-13

Home: 4-5

Road: 1-8

ALL GAMES

PLAYER	G/GS	TOTAL		3-POINT		FT/FTA	PCT.	PTS. AVG.		OFF DEF		TOT		PF/D	AST	TO	BLK	STL	MIN
		FG/FGA	PCT.	FG/FGA	PCT.					REB	REB	REB	AVG.						
Chuck Overton	26/26	150/345	.435	15/69	.217	97/129	.752	412	15.8	42	84	126	4.8	70/1	46	79	6	27	852
John Williams	24/18	131/283	.463	0/0	.000	79/142	.556	341	14.2	77	96	173	7.2	71/4	7	32	24	18	683
Chris Dade	26/25	93/244	.381	44/120	.367	95/130	.731	325	12.5	23	44	67	2.6	69/2	62	61	1	30	798
Brian Thomas	14/0	44/108	.407	7/28	.250	17/29	.586	112	8.0	18	23	41	2.9	43/2	18	37	2	14	275
Chris St. Clair	5/1	13/46	.283	7/25	.280	3/4	.750	36	7.2	6	6	12	2.4	12/0	6	8	0	4	118
Kenroy Jarrett	26/13	41/131	.313	27/91	.297	13/23	.565	122	4.7	15	26	41	1.6	45/0	45	58	1	13	526
Ali Nayab	26/13	41/123	.333	12/57	.211	28/40	.700	122	4.7	22	32	54	2.1	32/1	88	66	0	39	509
Mark Richardson	20/17	34/74	.459	0/0	.000	25/34	.735	93	4.7	42	54	96	4.8	63/5	9	39	5	9	495
Dirk Rassloff	26/9	32/62	.516	0/0	.000	29/44	.659	93	3.6	39	42	81	3.1	56/2	17	18	6	5	399
DeVaughn Wright	26/8	16/39	.410	0/0	.000	11/21	.524	43	1.7	28	34	62	2.4	59/1	3	15	18	7	406
Andy Hinkle	23/0	12/35	.343	5/17	.294	4/6	.667	33	1.4	10	15	25	1.1	19/0	13	13	1	4	194
David Ng	10/0	4/8	.500	1/2	.500	1/2	.500	10	1.0	0	2	2	0.2	3/0	2	0	0	1	20
CSUF Totals	26	611/1498	.408	118/409	.289	402/604	.666	1742	67.0	322	458	*883	34.0	542/18	316	426	64	171	5275
Opponents	26	704/1447	.487	143/389	.368	445/651	.684	1996	76.8	344	618	962	37.0	497/12	446	424	91	183	5275

*includes 103 team rebounds

BIG WEST

PLAYER	G/GS	TOTAL		3-POINT		FT/FTA	PCT.	PTS. AVG.		OFF DEF		TOT		PF/D	AST	TO	BLK	STL	MIN
		FG/FGA	PCT.	FG/FGA	PCT.					REB	REB	REB	AVG.						
Chuck Overton	18/18	103/243	.424	9/44	.205	73/95	.768	288	16.0	37	67	104	5.8	46/0	34	65	6	20	598
Chris Dade	18/18	78/198	.394	35/99	.354	71/97	.732	262	14.6	16	40	56	3.1	49/1	49	51	1	22	603
John Williams	16/10	87/177	.492	0/0	.000	55/99	.556	229	14.3	48	63	111	6.9	53/4	4	21	13	12	440
Brian Thomas	10/0	32/83	.386	6/25	.240	12/19	.632	82	8.2	13	18	31	3.1	31/2	10	30	2	9	206
Ali Nayab	18/7	29/80	.363	9/39	.231	24/33	.727	91	5.1	14	26	40	2.2	19/0	65	44	0	28	346
Kenroy Jarrett	18/11	29/88	.330	18/61	.295	12/21	.571	88	4.9	12	22	34	1.9	33/0	33	43	0	12	387
Mark Richardson	12/9	22/44	.500	0/0	.000	11/15	.733	55	4.6	28	31	59	4.9	37/4	6	21	0	5	278
Dirk Rassloff	18/9	25/48	.521	0/0	.000	22/35	.629	72	4.0	26	34	60	3.3	42/2	14	16	5	4	318
DeVaughn Wright	18/8	11/27	.407	0/0	.000	7/14	.500	29	1.6	18	23	41	2.3	46/1	2	12	16	6	311
Andy Hinkle	18/0	9/24	.375	3/9	.333	2/4	.500	23	1.3	8	9	17	0.9	14/0	10	11	0	3	151
David Ng	6/0	3/6	.500	0/1	.000	0/0	.000	6	1.0	0	2	2	0.3	2/0	2	0	0	1	12
CSUF Totals	18	428/1018	.420	80/278	.288	289/432	.669	1225	68.1	220	335	*625	34.7	372/14	229	314	43	122	3650
Opponents	18	479/1005	.477	105/291	.361	294/454	.648	1357	75.4	237	415	652	36.2	342/10	296	299	57	128	3650

*includes 70 team rebounds

Score by Periods	1st	2nd	OT	Total	Deadball Rebounds
CSUF	777	926	39	1,742	100
Opponents	940	1,024	32	1,996	93

	Attendance	Dates	Average
Home Total	13,450	12	1,121
Away Total	70,115	14	5,008
Season Total	83,565	26	3,214



1995-96 GAME-BY-GAME RESULTS

Date	Opponent	Score	W/L	Records	Atten.	High Scorer	High Rebounder	Opponent Scorer	Opponent Rebounder
11/28	@UCLA	63-79	L	0-1	10,941	Overton 19	Williams 7	Bailey 23	Henderson 9
12/02	@CSU Northridge	76-77	L	0-2	702	Nayab 15	Williams 11	Oronoz 19	Oronoz 6
12/05	@San Diego St. OT	85-83	W	1-2	1,442	Williams 25	Richardson 8	Nelson 21	Carter 10
12/09	Gonzaga	57-83	L	1-3	1,006	Williams 23	Williams 10	Kinloch 26	Snider 7
12/16	Loyola Marymount	63-67	L	1-4	1,217	Overton 15	Williams 9	O'Quinn 16	O'Quinn 9
12/22	@San Francisco	53-72	L	1-5	1,460	Overton 23	Richardson 5	Walker 18	Galloway/Campbell 8
12/27	@Utah	58-108	L	1-6	14,756	Overton 21	Williams 6	Jessie 20	Doleac 9
12/30	Montana	62-70	L	1-7	1,237	Dade 18	Williams 9	Covill 16	Covill 10
01/02	San Jose State*	77-88	L	1-8, 0-1	757	Williams 21	Williams 6	Saint-Jean 25	Saint-Jean 7
01/04	Pacific* OT	79-69	W	2-8, 1-1	1,004	Overton 19	Williams 13	Jacobsen 19	Owens 7
01/08	@UCSB*	62-65	L	2-9, 1-2	3,722	Wms/R'dson 13	Richardson 9	Flick 24	Wallace 10
01/10	@Long Beach State*	66-79	L	2-10, 1-3	3,218	Dade 16	Overton 7	Cotton 26	Jackson 13
01/13	UC Irvine*	81-73	W	3-10, 2-3	1,327	Dade 28	Richardson 9	Simmons 25	Simmons 8
01/18	UNLV*	64-61	W	4-10, 3-3	1,106	Dade 16	Williams 8	Lane 19	Rosegreen 13
01/20	New Mexico State*	85-72	W	5-10, 4-3	1,077	Williams 26	Williams 9	Davis 23	Lampkin 6
01/25	@Utah State*	49-73	L	5-11, 4-4	6,569	Overton 11	Three with 4	Wickizer 24	Franson 10
01/27	@Nevada*	70-89	L	5-12, 4-5	6,014	Overton 19	Overton/Jarrett 5	Green/Edwards 15	Watts 9
02/01	Long Beach State*	56-73	L	5-13, 4-6	1,384	Williams 13	Williams 9	Cotton 27	Jackson/Hawkins 7
02/03	UC Santa Barbara*	72-85	L	5-14, 4-7	1,602	Dade 24	Williams 9	McDougal 20	Wallace 10
02/10	@UC Irvine*	75-85	L	5-15, 4-8	3,336	Dade 18	Williams 11	Keefe 18	Foster 9
02/15	@New Mexico St.*	68-63	W	6-15, 5-8	4,755	Williams 18	Williams 9	Burns/Davis 13	Lampkin 6
02/17	@UNLV*	59-68	L	6-16, 5-9	8,036	Overton 17	Overton 12	Rosegreen/Smith 18	Rosegreen 11
02/22	Nevada* OT	66-71	L	6-17, 5-10	812	Williams 23	Wms/Overton 9	Edwards 18	Watts/Edwards 7
02/24	Utah State*	53-66	L	6-18, 5-11	921	Overton 18	Rassloff 4	Franson 18	Franson 9
02/29	@Pacific*	63-87	L	6-19, 5-12	3,419	Thomas 18	Six with 3	Nordahl 12	Nordahl 8
03/03	@San Jose State*	80-90	L	6-20, 5-13	1,745	Overton 25	Rassloff 9	Allen 30	Hammonds 14

*Big West Conference game

1995-96 HIGHS AND LOWS

Most Points:	85	at San Diego State, 12/5; vs. New Mexico St., 1/20
Fewest Points:	49	at Utah State, 1/25
Most Points, Opponent:	108	at Utah, 12/27
Fewest Points, Opponent: ...	61	UNLV, 1/18
Most Points, 1st half:	40	at CSU Northridge, 12/2
Fewest Points, 1st half:	20	at Utah State, 1/25; at Nevada, 1/27
Most Pts., 1st half, oppon. ...	59	at Utah, 12/27
Fewest Pts., 1st half, oppon.	23	vs. UNLV, 1/18
Most Points, 2nd half:	50	at Nevada, 1/27
Fewest Points, 2nd half:	23	at Utah, 12/27
Most Pts., 2nd half, oppon. .	50	at UCLA, 11/28; vs. San Jose State, 1/2
Fewest Pts., 2nd half, opp. ..	29	vs. LMU, 12/16
Most Field Goals:	29	vs. San Jose State, 1/2; at San Jose State, 3/3
Most FG Attempts:	71	vs. Gonzaga, 12/9
Best FG Percentage:549	at San Diego State, 12/5
Lowest FG Percentage:273	vs. Long Beach St., 2/1
Most FGs, Opponent:	35	at San Jose State, 3/3
Most FGAs, Opponent:	70	at San Jose State, 3/3
Best FG%, Opponent:644	at UCLA, 11/28
Lowest FG %, Oppon.:339	vs. Nevada, 2/22
Most 3-Point FGs:	10	vs. UC Irvine, 1/13/96
Most 3-Point FGA:	25	vs. UC Santa Barbara, 2/3

Best 3-Point FG %:714	vs. UC Irvine, 1/13/96
Lowest 3-Point FG %:000	vs. Long Beach St., 2/1
Most 3-Point FGs, Opp.:	12	vs. Pacific, 1/4
Most 3FGAs, Opponent:	30	vs. Pacific, 1/4
Best 3FG %, Opponent:545	vs. Gonzaga, 12/9
Lowest 3FG %, Opp.:200	at New Mexico State, 2/15
Most FTs Made:	23	vs. Pacific, 1/4; at New Mexico State, 2/15
Most FT Attempts:	35	vs. Pacific, 1/4
Best FT Percentage:895	vs. UC Santa Barbara, 2/3
Lowest FT Percentage:471	at UC Santa Barbara, 1/8
Most FTs Made, Opp.:	36	at Utah, 12/27
Most FTAs, Opponent:	41	at Utah, 12/27; vs. Nevada 2/22
Best FT %, Opponent:917	vs. Gonzaga, 12/9
Lowest FT %, Opponent:448	at UNLV, 2/17
Most Rebounds:	47	vs. Pacific, 1/4; vs. Long Beach St., 2/1
Most Rebounds, Opp.:	47	vs. Gonzaga, 12/9
Most Assists:	20	vs. Pacific, 1/4
Most Assists, Opp:	26	vs. Gonzaga, 12/9
Most Steals:	12	at Pacific, 2/29
Most Blocked Shots:	7	at San Diego State, 12/5; vs. LMU, 12/16
Most Turnovers:	28	at New Mexico State, 2/15
Fewest Turnovers:	8	vs. Gonzaga, 12/9

THIRTY-NINE



1995-96 GAME-BY-GAME STATISTICS

OPPONENTS

Date	Opponent	Min	—TOTAL—		—3 PT.—		FT-FTA	Pct.	OFF REB	DEF REB	TOT REB	PF	AST	TO	BK	STL
			FG-Att	Pct.	FG-Att	Pct.										
11/28	UCLA	40	29-45	.644	1- 4	.250	20-30	.667	8	26	34	20	23	17	6	3
12/02	CSU Northridge	40	25-55	.455	8-19	.421	19-26	.731	15	21	36	24	14	16	2	4
12/05	San Diego State	45	28-69	.406	6-16	.375	21-28	.750	21	19	40	24	16	18	4	12
12/09	Gonzaga	40	33-62	.532	6-11	.545	11-12	.917	14	33	47	20	26	13	5	3
12/16	LMU	40	24-54	.444	3-11	.273	16-24	.667	16	26	42	20	12	18	3	3
12/22	San Francisco	40	27-53	.509	4-12	.333	14-17	.824	13	22	35	13	15	23	2	16
12/27	Utah	40	34-53	.642	4-10	.400	36-41	.878	8	33	41	14	24	6	7	6
12/30	Montana	40	25-51	.490	6-15	.400	14-19	.737	12	23	35	20	20	14	5	8
01/02	San Jose State	40	30-58	.517	3- 7	.429	25-29	.862	9	23	32	19	19	23	3	7
01/04	Pacific	45	23-56	.411	12-30	.400	11-23	.478	9	31	40	26	18	15	6	2
01/08	UCSB	40	23-49	.469	7-16	.438	12-19	.632	11	25	36	13	16	14	2	3
01/10	Long Beach State	40	29-58	.500	5-13	.385	16-25	.640	18	22	40	21	15	19	1	13
01/13	UC Irvine	40	30-54	.556	7-19	.368	6-12	.500	10	13	23	20	15	18	3	7
01/18	UNLV	40	22-50	.440	3-10	.300	14-24	.583	14	27	41	27	14	17	2	1
01/20	New Mexico State	40	22-53	.415	6-21	.286	22-35	.629	13	16	29	21	14	10	2	2
01/25	Utah State	40	26-55	.473	4- 9	.444	17-31	.548	18	22	40	14	20	17	1	8
01/27	Nevada	40	33-67	.493	8-21	.381	15-24	.625	16	26	42	20	16	17	4	12
02/01	Long Beach State	40	26-51	.510	5-13	.385	16-23	.696	8	27	35	20	18	23	4	8
02/03	UC Santa Barbara	40	30-56	.536	7-17	.412	18-25	.720	14	26	40	15	21	17	7	4
02/10	UC Irvine	40	29-52	.558	7-20	.350	20-32	.625	8	17	25	20	23	16	2	14
02/15	New Mexico State	40	22-58	.379	4-20	.200	15-19	.789	13	11	24	21	10	17	3	14
02/17	UNLV	40	24-53	.453	7-18	.389	13-29	.448	14	24	38	19	14	14	1	12
02/22	Nevada	45	18-53	.339	3-13	.231	32-41	.780	14	27	41	17	8	16	5	3
02/24	Utah State	40	24-49	.490	3-11	.273	15-21	.714	15	26	41	16	15	16	0	2
02/29	Pacific	40	33-63	.524	9-20	.450	12-17	.706	15	25	40	16	20	19	6	11
03/03	San Jose State	40	35-70	.500	5-13	.385	15-25	.600	18	27	45	17	20	11	5	5

TITANS

Date	Opponent	Min	—TOTAL—		—3 PT.—		FT-FTA	Pct.	OFF REB	DEF REB	TOT REB	PF	AST	TO	BK	STL
			FG-Att	Pct.	FG-Att	Pct.										
11/28	UCLA	40	24-60	.400	3- 9	.333	12-25	.480	17	12	29	25	11	13	1	8
12/02	CSU Northridge	40	27-63	.429	2-12	.167	20-32	.625	19	21	40	25	11	10	1	8
12/05	San Diego State	45	28-51	.549	7-12	.583	22-32	.688	9	25	34	23	16	20	7	10
12/09	Gonzaga	40	20-71	.282	4-21	.190	13-20	.650	20	15	35	11	12	8	0	4
12/16	LMU	40	23-61	.377	5-21	.238	12-17	.706	15	19	34	22	7	12	7	6
12/22	San Francisco	40	19-51	.373	7-21	.333	8- 8	1.000	10	14	24	17	9	26	2	8
12/27	Utah	40	20-65	.308	5-16	.313	13-16	.813	14	15	29	29	8	12	0	4
12/30	Montana	40	22-58	.379	5-19	.263	13-22	.591	17	16	33	18	13	13	3	1
01/02	San Jose State	40	29-65	.446	1-14	.071	18-27	.667	16	20	36	22	15	24	5	11
01/04	Pacific	45	25-63	.397	6-16	.375	23-35	.657	14	33	47	19	20	9	3	3
01/08	UCSB	40	26-57	.456	2-16	.125	8-17	.471	9	19	28	15	6	9	1	7
01/10	Long Beach State	40	22-42	.524	6-11	.545	16-30	.533	8	15	23	22	12	22	1	9
01/13	UC Irvine	40	28-54	.519	10-14	.714	15-22	.682	16	18	34	16	16	18	1	6
01/18	UNLV	40	20-53	.377	4-13	.308	20-33	.606	14	21	35	19	15	9	1	4
01/20	New Mexico State	40	28-55	.509	7-16	.438	22-30	.733	15	22	37	21	19	14	3	3
01/25	Utah State	40	18-46	.391	2-12	.167	11-22	.500	9	20	29	25	11	23	4	6
01/27	Nevada	40	26-58	.448	5-17	.294	13-23	.565	12	20	32	18	17	22	1	5
02/01	Long Beach State	40	18-66	.273	0-13	.000	20-29	.690	26	21	47	22	6	25	0	11
02/03	UC Santa Barbara	40	23-66	.348	9-25	.360	17-19	.895	18	18	36	24	12	12	3	7
02/10	UC Irvine	40	27-61	.443	2-14	.143	19-23	.826	20	24	44	27	15	25	1	7
02/15	New Mexico State	40	22-43	.511	1- 7	.143	23-27	.852	11	25	36	19	13	28	5	8
02/17	UNLV	40	20-55	.364	2-13	.154	17-24	.708	17	24	41	24	7	18	1	8
02/22	Nevada	45	25-61	.409	4-16	.250	12-19	.631	15	23	38	28	9	15	6	4
02/24	Utah State	40	20-47	.426	7-21	.333	6-11	.545	5	13	18	18	13	12	1	5
02/29	Pacific	40	22-56	.393	3-19	.158	16-22	.727	11	15	26	13	10	21	2	12
03/03	San Jose State	40	29-70	.414	9-21	.429	13-19	.684	14	24	38	20	13	10	4	6



1995-96 GAME SUMMARIES

Game 1
at UCLA
Pauley Pavilion
Nov. 28, 1995

Fullerton30 33 -- 63
UCLA29 50 -- 79

Titans	FG-A	FT-A	Rb	PF	TP
Overton, F	5- 8	8-13	1	3	19
Williams, F	6-15	1- 4	7	2	13
Richardson, C	1- 4	3- 4	1	4	5
Dade, G	1- 1	0- 2	1	1	2
Nayab, G	3- 9	0- 0	3	2	6
Rassloff	0- 0	0- 0	0	1	0
St. Clair	5-15	0- 0	3	3	12
Wright	0- 2	0- 0	3	4	0
Thomas	3- 6	0- 2	5	4	6
Jarrett	0- 0	0- 0	0	0	0
Ng	0- 0	0- 0	0	0	0
Hinkle	0- 0	0- 0	0	1	0
Totals	24-60	12-25	29	25	63

3pt: (3-9, .333) -- St. Clair 2/7, Overton 1/1, Nayab 0/1.

UCLA	FG-A	FT-A	Rb	PF	TP
O'Bannon, F	6- 9	0- 0	6	3	12
Henderson, F	7- 9	5- 9	9	4	19
McCoy, C	6- 6	4- 5	4	0	16
Bailey, G	8-12	6- 9	5	4	23
Dollar, G	0- 1	0- 0	2	3	0
Johnson	1- 2	0- 2	2	3	2
Givens	0- 1	2- 2	1	2	2
Dempsey	1- 3	1- 1	1	1	3
Loyd	0- 1	0- 0	0	0	0
Nwankwo	0- 1	2- 2	1	0	2
Totals	29-45	20-30	34	20	79

3pt: (1-4, .250) -- Bailey 1/3, Dempsey 0/1.
Attendance: 10,941

The 1995 national championship banner was added to UCLA's collection adorning Pauley Pavilion prior to tipoff, but in less than an hour the Bruin fans were booing their defending NCAA champions.

Unheralded Cal State Fullerton opened its season by outplaying the 1-2 Bruins for the first 15 minutes, which was all the time it took for the UCLA fans to lament the loss of Ed O'Bannon, Tyus Edney and George Zidek to graduation.

The Titans went on an 11-0 run over a seven-minute span to turn a 16-13 deficit into a 24-16 lead five minutes before the half. Five points by Chris St. Clair got the streak going and Brian Thomas added two buckets and Chuck Overton got one before Charles O'Bannon made the Bruins' first perimeter shot. UCLA scored the last seven points of the half to make it 30-29.

In the second half, J. R. Henderson sparked a 19-4 run that produced a 53-38 Bruin lead. Fullerton fought back and used a 10-0 run to get within 59-53 with seven minutes remaining.

Game 2
at Cal State Northridge
The Matadome
Dec. 2, 1995

Fullerton40 36 -- 76
CS Northridge31 46 -- 77

Titans	FG-A	FT-A	Rb	PF	TP
Overton, F	5-10	3- 4	2	5	13
Williams, F	5-10	1- 6	11	1	11
Richardson, C	5- 8	1- 2	6	1	11
Nayab, G	5- 7	3- 4	4	5	15
St. Clair, G	0- 6	2- 2	1	3	2
Dade	0- 6	5- 6	3	2	5
Jarrett	0- 3	0- 0	1	3	0
Rassloff	2- 3	2- 2	4	1	6
Thomas	5- 8	2- 4	1	3	12
Wright	0- 2	1- 2	4	1	1
Totals	27-63	20-32	40	25	76

(.429) (.625)
3pt: (2-12, .167) -- Nayab 2/4, Jarrett 0/3, St. Clair 0/2, Thomas 0/1, Overton 0/1, Dade 0/1.

CSUN	FG-A	FT-A	Rb	PF	TP
Hill, G	3- 6	0- 0	0	2	9
Rhoden, F	1- 4	4- 5	1	2	6
Taylor, C	2- 5	0- 1	4	2	4
Cross, G	2- 8	8- 9	3	3	12
Oronoz, F	7-11	4- 7	6	4	19
Grunoy	0- 0	0- 0	2	1	0
Gray	5-11	1- 2	3	4	14
Samson	0- 0	0- 0	3	2	0
Willis	4- 6	2- 2	4	1	11
Andrews	1- 4	0- 0	3	3	2
Totals	25-55	19-26	36	24	77

(.455) (.731)
3pt: (8-19, .421) -- Hill 3/4, Gray 3/7, Oronoz 1/3, Willis 1/2, Rhoden 0/2, Cross 0/1.

Attendance: 702

A crowd of only 702 settled into the Matadome in Northridge to watch Coach Bob Hawking take on his alma mater.

The Titans appeared on their way to an easy victory only to blow a large lead and then nearly pull off a miracle rally. With point guard Ali Nayab having what would be his best statistics of the season, the Titans used a 12-2 run to conclude the first half for a 40-31 lead.

Fullerton stretched the margin to 14 points at 54-40 with 14:23 to play on a John Williams basket. But the Matadors roared back on the 3-point shooting of Eric Gray. Two trips down the floor made it 54-46 and CSUN rode that momentum into a 20-6 streak to tie the game at 60-60 with 8:23 to play.

CSUN gradually pulled away to a 74-65 lead with 3:33 to go before the Titans responded with an 11-1 run to take a 76-75 lead at 1:03. CSUN got four more possessions and managed two free throws, the last by Ruben Oronoz with 19 seconds to play for the 77-76 lead. The Titans missed three desperation shots in the closing seconds.

Game 3
San Diego State
Sports Arena
Dec. 5, 1995

Fullerton36 38 11 -- 85
San Diego St.33 41 9 -- 83

Titans	FG-A	FT-A	Rb	PF	TP
Williams, F	8-13	9-12	6	3	25
Overton, F	7-12	0- 2	0	1	16
Richardson, C	1- 1	1- 2	8	4	3
Nayab, G	1- 3	0- 1	0	0	2
Dade, G	1- 2	8- 9	2	4	11
K.Jarrett	2- 4	0- 0	1	1	6
Rassloff	1- 1	0- 0	1	1	2
St. Clair	2- 5	1- 2	4	3	6
Thomas	4- 8	3- 4	4	4	12
Wright	1- 2	0- 0	4	2	2
Totals	28-51	22-32	34	23	85

(.549) (.688)
3pt: (7-12, .583) -- Jarrett 2/2, Overton 2/3, Dade 1/1, Thomas 1/1, St. Clair 1/3, Nayab 0/2.

SDSU	FG-A	FT-A	Rb	PF	TP
P.Jarrett, F	5-14	5- 7	8	4	15
Rutledge, F	1- 4	2- 2	5	2	4
Carter, C	2- 7	3- 4	10	3	7
Nelson, G	6-11	6- 6	4	3	21
King, G	2- 5	2- 4	1	5	6
Randle	5-16	0- 1	1	1	11
Gardner	2- 2	1- 2	1	2	7
Reinhardt	1- 3	0- 0	2	1	2
Martin	4- 7	2- 2	3	3	10
Totals	28-69	21-28	40	24	83

(.406) (.750)
3pt: (6-16, .375) -- Gardner 2/2, Nelson 3/5, Randle 1/7, Jarrett 0/1, King 0/1.

Attendance: 1,442

For the second game in a row, the contest was decided by a Brian Thomas shot at the buzzer. This time the junior guard made a heart-stopping 35-foot bank shot as the horn sounded to give the Titans their first win of the season and second overtime win over San Diego State in two seasons.

Thomas could have been the goat. He fouled Chad Nelson near mid-court with two seconds to go in regulation and Nelson's free throws created a 74-74 tie. Thomas had given Fullerton a 73-72 lead with 20 seconds to play with two free throws. Mark Richardson made one of two charities at 0:05.

Nelson appeared to have won the game for the Aztecs in overtime when he took a mid-court inbounds pass and went down the middle for a layup and an 83-82 lead with three seconds to play.

John Williams was the second-half hero for the Titans. He carried the team, scoring 18 of the team's 21 points between the 8:51 and 2:05 marks. He had 5 points in overtime and blocked a shot to set up Chris St. Clair's free throw that made it 82-81 with 10 seconds left.

Game 4
Gonzaga
Titan Gym
Dec. 9, 1995

Gonzaga43 40 -- 83
Fullerton28 29 -- 57

Gonzaga	FG-A	FT-A	Rb	PF	TP
Kinloch, F	10-18	3- 3	6	1	26
Snider, F	3- 4	0- 0	7	3	6
Rogers, C	7-12	1- 1	5	2	15
Dixon, G	3- 7	2- 2	2	3	8
Williams, G	3- 6	2- 2	1	0	9
Nemeth	0- 1	3- 4	0	1	3
Leasure	2- 3	0- 0	9	3	4
Rollins	3- 6	0- 0	1	3	8
Ball	1- 1	0- 0	1	0	2
Kincaid	1- 2	0- 0	2	1	2
Hendrix	0- 2	0- 0	2	2	0
Bond	0- 0	0- 0	2	1	0
Totals	33-62	11-12	47	20	83

(.532) (.917)
3pt: (6-11, .545) -- Kinloch 3/5, Rollins 2/3, Leasure 0/1, Williams 1/2.

Titans	FG-A	FT-A	Rb	PF	TP
Overton, F	1- 6	2- 4	1	2	4
Williams, F	8-19	7-10	10	1	23
Richardson, C	2- 7	0- 1	8	2	4
Nayab, G	0- 6	0- 0	1	0	0
Dade, G	3- 8	2- 2	1	2	9
Jarrett	2- 7	0- 0	1	1	5
St. Clair	3-12	0- 0	3	0	8
Hinkle	0- 1	2- 2	1	0	2
Thomas	0- 3	0- 0	0	1	0
Ng	0- 0	0- 0	0	0	0
Rassloff	1- 1	0- 1	2	2	2
Wright	0- 1	0- 0	2	0	0
Totals	20-71	13-20	35	11	57

(.282) (.650)
3pt: (4-21, .190) -- St. Clair 2/7, Jarrett 1/5, Dade 1/2, Overton 0/3, Nayab 0/2, Hinkle 0/1, Thomas 0/1.

Attendance: 1,006

The momentum from the last-second win at San Diego State and the excitement of the home opener were not enough for the Titans to overcome an NCAA-tournament tested Gonzaga team in Titan Gym.

The Bulldogs played a near-flawless first half and led the entire game. Seven-foot center Paul Rogers scored 7 quick points to fuel an 11-4 start. Fullerton got as close as 16-14 on a John Williams bucket but Gonzaga responded with 9 unanswered points, the last four by Rogers, for a 25-14 lead. Three-point buckets by Kenroy Jarrett and Chris St. Clair bracketed a 7-0 Titan run to make it 25-21, but Gonzaga pulled out to a 43-28 halftime lead with an 18-7 surge.

The Bulldogs shot 57 per cent from the floor and 100 per cent from the line for the half and out-rebounded the Titans, 22-13.

Gonzaga opened the second half with a 13-2 burst to open an insurmountable 56-30 advantage which got as big as 32 points.



1995-96 GAME SUMMARIES

Game 5 Loyola Marymount Titan Gym Dec. 16, 1995

LMU37 30 -- 67
Fullerton34 29 -- 63

LMU	FG-A	FT-A	Rb	PF	TP
Oduok, F	2- 5	4- 4	5	4	8
Ammerman, F	2- 5	4- 4	5	4	8
Hotopp, C	6-13	1- 2	7	2	13
O'Quinn, G	6-11	4- 6	9	2	16
Williamson, G	5-11	2- 5	3	2	14
Jones	1- 3	1- 2	3	1	3
Hammond	0- 1	0- 0	1	1	0
Anthony	2- 5	0- 1	4	3	5
Perry	0- 0	0- 0	1	1	0
Totals	24-54	16-24	42	20	67

(.444) (.667)
3pt: (3-11, .273) -- Williamson 2/5,
Anthony 1/2, O'Quinn 0/1, Hammond 0/1,
Ammerman 0/2.

Titans	FG-A	FT-A	Rb	PF	TP
Overton, F	7-13	1- 1	7	3	15
Williams, F	3-12	0- 1	9	4	6
Richardson, C	2- 2	3- 4	3	3	7
Nayab, G	2- 6	0- 0	1	3	5
Dade, G	2-10	4- 6	3	3	9
Jarrett, G	1- 6	0- 0	0	1	3
Rassloff	1- 2	2- 2	2	2	4
St. Clair	3- 8	0- 0	1	3	8
Wright	2- 2	2- 3	4	0	6
Totals	23-61	12-17	34	22	63

(.377) (.706)
3pt: (5-21, .238) -- St. Clair 2/6, Jarrett 1/5,
Dade 1/4, Nayab 1/3, Overton 0/3.
Attendance: 1,217

For the second year in a row, LMU guard Jim Williamson made a late basket to beat the Titans. While his off-balance lay-up to beat the shot clock with about 2 minutes to play lacked the drama of his 35-footer at the buzzer of the previous season, it was equally effective.

Williamson's bucket gave LMU a 62-58 lead and the Titans didn't counter until the final 10 seconds on buckets by Chuck Overton and Chris Dade. By then the Lions had hit 4 of 4 free throws for a safe 66-58 lead that would leave them 6-1.

The Lions jumped out to a 6-0 lead and led for all but two minutes of the game. The Titans caught the Lions at 13-13 on a John Williams basket and took their only lead at 16-13 on a Kenroy Jarrett 3-pointer with 11:06 to go in the half. LMU went on a 16-2 run for a 29-18 lead before the Titans closed to 37-34 at the half.

LMU opened the second half with a 9-2 spurt for a 46-36 advantage and it would never relinquish the lead. The closest Fullerton would get was 60-58 on a Chuck Overton basket with 2:23 to play.

FORTY-TWO

Game 6 at San Francisco Memorial Gym Dec. 22, 1995

Fullerton21 32 -- 53
San Francisco36 36 -- 72

Titans	FG-A	FT-A	Rb	PF	TP
Overton, F	9-21	4- 4	1	3	23
Williams, F	2- 5	2- 2	4	1	6
Richardson, C	0- 1	2- 2	5	4	2
Nayab, G	0- 5	0- 0	2	1	0
Dade, G	0- 3	0- 0	0	1	0
Hinkle	2- 3	0- 0	1	0	6
Ng	1- 1	0- 0	0	0	3
Rassloff	0- 2	0- 0	3	4	0
Jarrett	4- 9	0- 0	3	2	11
Wright	1- 1	0- 0	2	1	2
Totals	19-51	8- 8	24	17	53

(.373) (1.000)
3pt: (7-21, .333) -- Jarrett 3/5, Hinkle 2/2,
Ng 1/1, Overton 1/7, Nayab 0/4, Dade 0/2.

USE	FG-A	FT-A	Rb	PF	TP
Zerrick, F	4- 7	4- 4	8	3	13
Duggan, F	4-11	3- 4	7	0	12
Johnson, C	2- 3	5- 6	1	3	9
Brass, G	1- 2	0- 0	2	3	3
Walker, G	8-12	1- 2	5	0	18
Rutherford	1- 3	0- 0	1	0	2
Galloway	5- 7	1- 1	8	2	11
Colter	1- 6	0- 0	1	1	2
Nees	1- 2	0- 0	2	1	2
Totals	27-53	14-17	35	13	72

(.509) (.824)
3pt: (4-12, .333) -- Walker 1/1,
Duggan 1/4, Brass 1/2, Campbell 1/2,
Colter 0/1, Rutherford 0/2. Atten.: 1,460

For the second year in a row, the Titans posted an 0-3 mark against teams from the West Coast Conference. The host San Francisco Dons applied the finishing touches to the WCC's recent dominance of Fullerton and this one was as decisive as Gonzaga's win.

With guards Chris St. Clair (season) and Brian Thomas (8 games) sidelined, the Titans began a month of running a 3-guard offense with only four healthy guards. And in an up-tempo game played end-line to end-line and featuring 49 turnovers, the Titans came up short.

Kenroy Jarrett's layup gave Fullerton its only lead of the game at 9-8 and his 3-pointer would tie it at 12-12 with 12:09 to go in the first half. Then it was all Dons.

First-year head Coach Phil Mathews, a former Titan assistant, saw his team finish the first half with a 24-9 run and begin the second half with a 21-6 surge that gave them a 30-point lead at 57-27 with 10:42 to play. It was still a 28-point game at 66-38 with 4:04 to play before the Titans finished with a 15-6 run.

Game 7 at Utah Huntsman Center Dec. 27, 1995

Fullerton35 23 -- 58
Utah59 49 -- 108

Titans	FG-A	FT-A	Rb	PF	TP
Overton, F	7-18	6- 6	4	4	21
Williams, F	5-19	3- 4	6	2	13
Richardson, C	1- 5	0- 0	3	5	2
Dade, G	3- 4	0- 0	0	5	9
Jarrett, G	2- 7	0- 0	0	2	5
Nayab	0- 3	0- 0	0	1	0
Rassloff	1- 2	3- 4	3	1	5
Hinkle	1- 5	0- 0	5	4	2
Ng	0- 1	1- 2	0	1	1
Wright	0- 1	0- 0	2	4	0
Totals	20-65	13-16	29	29	58

(.308) (.813)
3pt: (5-16, .313) -- Dade 3/3, Jarrett 1/5,
Overton 1/3, Hinkle 0/4, Nayab 0/1.

Utah	FG-A	FT-A	Rb	PF	TP
Jessie, F	6-10	8- 9	3	1	20
Van Horn, F	6-11	6- 8	6	1	19
Doleac, C	2- 3	6- 6	9	3	10
Caton, G	2- 4	5- 5	1	2	9
Preston, G	1- 2	0- 0	1	1	3
Meacham	0- 0	0- 0	1	0	0
Jonas	1- 1	0- 0	2	0	2
Rydalch	2- 4	0- 0	2	1	5
Jensen	0- 0	2- 2	0	0	2
Leonard	0- 0	0- 0	0	1	0
Chapman	3- 4	1- 2	0	0	7
Miller	4- 4	3- 4	2	1	11
Melmeth	4- 7	3- 3	5	1	11
Hansen	2- 2	2- 2	4	2	7
Carlton	1- 1	0- 0	2	0	2
Totals	34-53	36-41	41	14	108

(.642) (.878)
3pt: (4-10, .400) -- Van Horn 1/3, Rydalch
1/2, Hansen 1/1, Preston 1/1, Jessie 0/1,
Caton 0/2. Atten.: 14,756

History continued to repeat itself for the Titans as they were clobbered by a highly regarded Utah team in Salt Lake City for the second year in a row.

The 7-2 Utes were not distracted by the Freedom Bowl football game as they were a year earlier and they put this one away very quickly. When the final score was posted, it was Fullerton's worst Div. I loss.

Center Michael Doleac broke an early 6-6 tie with a hook shot in the lane. That triggered a 20-6 run by the Utes which gave them a 26-12 lead with 11:07 to go in the half.

The Titans played the Utes even for the next eight minutes with Chris Dade hitting three consecutive 3-point baskets. Chuck Overton hit one to make it 46-33 with 2:56 remaining, but Utah scored the next 13 points on its way to a 59-35 half.

Utah made it ugly late, outscoring the Titans 35-3 during the final 11 minutes of the game.

Game 8 Montana Titan Gym Dec. 30, 1995

Montana40 30 -- 70
Fullerton23 39 -- 62

Montana	FG-A	FT-A	Rb	PF	TP
Spoja, F	3- 4	0- 0	5	5	8
Samuelson, F	5- 9	2- 6	6	1	13
Covill, C	6-11	4- 4	10	4	16
Walker, G	1- 5	2- 3	1	3	4
Belnap, G	2- 6	4- 4	3	1	10
Bowie	1- 3	0- 0	1	0	2
Dade	2- 3	2- 2	1	3	6
Seidensticker	2- 3	0- 0	0	0	5
Smith	1- 3	0- 0	3	2	2
Dick	2- 4	0- 0	2	1	4
Totals	25-51	14-19	35	20	70

(.490) (.737)
3pt: (6-15, .400) -- Spoja 2/2, Samuelson 1/2,
Seidensticker 1/1, Belnap 2/6, Dade 0/1,
Bowie 0/1, Walker 0/2.

Titans	FG-A	FT-A	Rb	PF	TP
Overton, F	6-14	0- 0	6	3	13
Williams, F	7-13	1- 4	9	4	15
Richardson, C	0- 2	4- 4	3	3	4
Dade, G	5-12	5- 8	1	2	18
Jarrett, G	1- 7	1- 2	1	2	4
Nayab	1- 4	1- 2	3	1	3
Rassloff	1- 3	0- 0	6	2	2
Hinkle	0- 2	0- 0	1	0	0
Wright	1- 1	1- 2	0	1	3
Totals	22-58	13-22	33	18	62

(.379) (.591)
3pt: (5-19, .263) -- Overton 1/4, Dade 3/8,
Jarrett 1/5, Nayab 0/1, Hinkle 0/1.
Attendance: 1,237

The good news for Fullerton was it was home again after two very unsuccessful trips to San Francisco and Salt Lake City. The bad news -- the Titans ran into another NCAA tournament tested team in Montana for their final non-conference contest. The big Grizzlies had too much size and strength and they withstood a second-half Titan rally to run their record to 8-3.

Once again, the Titans fell behind from the tipoff, this time trailing 13-6 less than six minutes into the game. With center Nate Covill on his way to a 12-point half, Montana closed out the final four minutes of the period with a 9-0 run for a 40-23 lead.

The Titans shot better in the second half (44 per cent vs. 31 per cent in the first half) and cut the deficit to as few as 9 points on several occasions. They got it down to 7 at 62-55 with 2:23 to play on a 3-pointer by Chris Dade and a John Williams dunk, but Montana made its free throws down the stretch and Fullerton never got closer than 6 points while falling to 1-7.



1995-96 GAME SUMMARIES

Game 9 San Jose State Titan Gym Jan. 2, 1996

San Jose State 38 50 -- 88
Fullerton 32 45 -- 77

SJSU	FG-A	FT-A	Rb	PF	TP
Saint-Jean, F	9-15	6-6	7	4	25
Allen, F	5-9	2-4	6	2	12
Hammonds, C	5-10	2-3	6	2	12
Addison, G	2-5	10-10	5	4	14
Williams, G	4-7	4-4	4	0	12
Campbell-Hall	2-4	1-2	0	2	6
Bacon	1-4	0-0	0	4	3
Taylor	1-2	0-0	2	1	2
Greene	1-2	0-0	0	0	2
Totals	30-58	25-29	32	19	88

(.517) (.862)
3pt: (3-7, .429) -- Campbell-Hall 1/1,
Bacon 1/1, Saint-Jean 1/3, Addison 0/2.

Titans	FG-A	FT-A	Rb	PF	TP
Overton, F	9-20	2-4	5	3	20
Williams, F	10-13	1-4	6	2	21
Richardson, C	1-3	0-0	4	5	2
Dade, G	4-11	8-10	3	1	17
Jarrett, G	1-5	0-0	2	3	2
Nayab	1-5	2-2	3	2	4
Rassloff	3-6	4-5	5	3	10
Hinkle	0-1	0-0	1	1	0
Wright	0-1	1-2	4	2	1
Totals	29-65	18-27	36	22	77

(.446) (.667)
3pt: (1-14, .071) -- Dade 1/6, Overton 0/2,
Jarrett 0/2, Nayab 0/4. Attendance: 757

The Titans opened Big West Conference play at home and drew another 1-7 team in San Jose State. But while the Titans were still playing without Chris St. Clair and Brian Thomas, the Spartans had gained Michigan transfer Olivier Saint-Jean, who would go on to become a dominant player in the conference.

Saint-Jean impressed Titan Gym fans with a 25-point, 7-rebound and 5-assist performance. His efforts and the Spartans' 25-for-29 performance at the foul line were enough to offset the 10-for-13 shooting and 21 points by John Williams.

Once again, Fullerton found itself playing catch up from the opening tip. San Jose State jumped to a 6-0 lead and stretched it to as many as 11 points before settling for a 38-32 halftime edge. The Spartans boosted the margin back up to 11 points at 58-47 with 12:40 to play before the Titans rallied.

Dirk Rassloff's 3-point play and a jumper by Ali Nayab made it 64-61 with 7:24 to go but the Titans never could draw closer as San Jose State hit 9 of 10 free throws in the final 1:07.

Game 10 Pacific Titan Gym Jan. 4, 1996

Pacific 34 28 7 -- 69
Fullerton 30 32 17 -- 79

Pacific	FG-A	FT-A	Rb	PF	TP
Jones, F	1-4	0-0	2	3	3
Anders, F	5-11	3-7	5	4	16
Trierweiler, C	3-5	1-5	6	5	7
Owens, G	3-10	2-2	7	3	10
Jacobsen, G	6-14	3-5	3	2	19
Schlaht	0-1	0-0	5	3	0
Boelter	2-5	0-0	1	1	6
Nordahl	2-3	1-2	4	2	5
Mahaffey	1-2	1-2	4	2	3
Olowokandi	0-0	0-0	1	0	0
Bowman	0-1	0-0	0	1	0
Totals	23-56	11-23	40	26	69

(.411) (.478)
3pt: (12-30, .400) -- Jones 1/3, Anders 3/6,
Owens 2/4, Jacobsen 4/10, Boelter 2/5,
Bowman 0/1, Schlaht 0/1.

Titans	FG-A	FT-A	Rb	PF	TP
Overton, F	7-17	5-6	6	2	19
Williams, F	5-15	6-13	13	3	16
Richardson, C	2-4	3-4	6	2	7
Dade, G	3-8	5-6	0	4	13
Jarrett, G	1-2	0-0	2	3	3
Nayab	4-11	4-4	7	2	14
Rassloff	0-3	0-2	6	1	0
Hinkle	2-2	0-0	1	0	5
Wright	1-1	0-0	0	2	2
Totals	25-63	23-35	47	19	79

(.397) (.657)
3pt: (6-16, .375) -- Nayab 2/6, Dade 2/5,
Hinkle 1/1, Jarrett 1/2, Overton 0/2.
Attendance: 1,004

The Titans snapped their 6-game losing streak by rallying for an overtime win over Pacific.

As usual, Fullerton played from behind. The Titans' only lead of regulation was 2-0 on a John Williams turnaround jumper in the opening minute. Pacific led by as many as 11 points in the first half at 19-8 and by 13 in the second half at 48-35 with 14 minutes to go.

Back-to-back 3-pointers by Andy Hinkle and Chris Dade got the Titans back in the game and they got as close as 53-51 at the 8:11 mark on an Ali Nayab basket. They didn't catch the Tigers until the 1:31 mark on Ali Nayab's 3-point basket that made it 62-62.

Neither team scored again in regulation but the Titans exploded in overtime with 17 points. A pair of John Williams free throws in four tries followed by Dade's 3-pointer put the Titans ahead to stay at 67-62 with 3:48 to go in OT. The Tigers got a basket from Tim Nordahl but the Titans came back with five more unanswered points for a 72-64 lead 1:13 to play.

Game 11 UC Santa Barbara Events Center Jan. 8, 1996

Fullerton 28 34 -- 62
UC Santa Barbara . 33 32 -- 65

Titans	FG-A	FT-A	Rb	PF	TP
Overton, F	6-13	0-0	5	2	12
Williams, F	5-9	3-5	4	4	13
Richardson, C	6-8	1-2	9	1	13
Dade, G	2-9	3-6	1	3	7
Jarrett, G	5-9	0-0	3	2	11
Nayab	2-7	0-0	1	1	5
Rassloff	0-0	0-0	1	0	0
Hinkle	0-1	0-0	0	1	0
Wright	0-1	1-2	1	1	1
Totals	26-57	8-17	28	15	62

(.456) (.471)
3pt: (2-16, .125) -- Jarrett 1/5,
Hinkle 0/1, Overton 0/2, Dade 0/5.

UCSB	FG-A	FT-A	Rb	PF	TP
Allen, F	1-3	0-3	2	4	2
Flick, F	9-16	1-1	4	3	24
Wallace, C	6-10	1-3	10	2	13
Prince, G	3-8	0-0	2	1	8
Turner, G	1-7	7-8	5	3	9
Miller	1-2	0-0	0	0	2
Bunton	2-3	3-4	7	0	7
Totals	23-49	12-19	36	13	65

(.469) (.632)
3pt: (7-16, .438) -- Flick 5/10, Prince 2/5,
Miller 0/1. Attendance: 3,722

Fullerton's attempt at back-to-back victories came up just shy at The Thunderdome when guard Danee Prince hit a 3-point basket with six seconds to play to give UC Santa Barbara a 65-62 win. Chris Dade's desperation attempt to tie at the buzzer was short.

Ironically, Prince was starting because of the absence of the Gauchos' top 3-point shooter, Lelan McDougal, who was sidelined because of a concussion.

Fullerton had staged a stirring rally, catching the Gauchos at 62 on Dade's jumper with 38 seconds to play. The Titans' only leads of the second half were 59-58 at the 3-minute mark on John Williams' 3-point play and 60-58 at 2:10 when Williams made one of two free throws. Kealon Wallace tied the game at 60 with a layup at 1:50.

For a change, the Titans had gotten off to a good start. They hit 9 of their first 13 shots and built a 20-14 lead midway through the first half. But Mark Flick came out of a shooting slump for the Gauchos and hit 7 of 9 shots on his way to an 18-point first half. He scored seven points in a 13-0 UCSB run that propelled the Gauchos to a 33-28 lead at intermission.

Game 12 Long Beach State Pyramid Jan. 10, 1996

Fullerton 35 31 -- 66
Long Beach 38 41 -- 79

Titans	FG-A	FT-A	Rb	PF	TP
Overton, F	4-9	5-8	7	2	13
Williams, F	4-5	2-9	2	3	10
Richardson, C	0-2	0-0	3	5	0
Dade, G	5-10	5-8	2	4	16
Jarrett, G	4-5	0-0	1	0	11
Nayab	1-3	2-2	2	0	5
Rassloff	0-0	2-2	1	2	2
Hinkle	2-3	0-0	0	3	5
Ng	1-1	0-0	0	0	2
Wright	1-4	0-1	3	2	2
Totals	22-42	16-30	23	22	66

(.524) (.533)
3pt: (6-11, .545) -- Jarrett 3/3, Hinkle 1/1,
Nayab 1/2, Dade 1/5.

LBSU	FG-A	FT-A	Rb	PF	TP
Jackson, F	7-13	5-9	13	3	19
Hawkins, F	2-3	2-2	3	1	7
Branner, C	1-4	2-2	2	3	4
Salahuddin, G	2-6	3-4	5	4	7
Cotton, G	10-17	3-3	3	2	26
Johnson	3-7	0-1	8	4	6
Brown	2-3	0-2	1	0	4
Buzzavo	0-0	0-0	0	0	0
Catania	0-0	0-0	0	0	0
Davis	2-5	1-2	2	3	6
Yankelevitz	0-0	0-0	0	1	0
Totals	29-58	16-25	40	21	79

(.500) (.640)
3pt: (5-13, .385) -- Cotton 3/7,
Hawkins 1/1, Davis 1/2, Brown 0/1,
Salahuddin 0/2. Attendance: 3,218

Fullerton's lack of guard depth was compounded by a lack of rebounding strength against the athletic front line of Long Beach State and the Titans eventually were outmanned.

By shooting 68 per cent from the floor in the first half including 3 of 4 from 3-point range, the Titans hung with the 49ers until the opening minutes of the second half.

Chuck Overton's free throw was the only point Fullerton mustered to spoil what would have been a 9-0 Long Beach run to open the second half. The 49ers opened a lead as large as 12 points at 49-37 before the Titans crept within 5 at 51-46 on two Ali Nayab free throws with 12 minutes to play.

But James Cotton hit a 3-pointer, Marcus Johnson scored inside, Rasul Salahuddin hit a free throw and Cotton made a follow shot and it was 59-46 and all over but the shouting.

Long Beach had a 40-23 edge in the rebounding department as Fullerton grabbed only 8 offensive boards to 18 for the 49ers.



Game 13 UC Irvine Titan Gym Jan. 13, 1996

UC Irvine 33 40 -- 73
Fullerton 34 47 -- 81

UC Irvine	FG-A	FT-A	Rb	PF	TP
Battle, F	4- 7	1- 2	2	1	9
Tate, F	2- 6	0- 0	5	4	4
Simmons, C	10-13	3- 4	8	3	25
Keefe, G	2- 9	2- 4	2	1	7
Miglinieks, G	7-10	0- 0	0	1	17
Fernandez	2- 2	0- 0	1	3	5
Parker	0- 1	0- 1	0	2	0
Mc Knight	1- 4	0- 0	0	2	2
Augulis	0- 0	0- 0	0	0	0
Foster	2- 2	0- 1	5	3	4
Totals	30-54	6-12	23	20	73
	(.556)	(.500)			

3pt: (7-19, .368) -- Miglinieks 3/6,
Simmons 2/4, Fernandez 1/1, Keefe 1/5,
Mc Knight 0/3.

Titans	FG-A	FT-A	Rb	PF	TP
Overton, F	7-13	4- 6	2	1	18
Wright, F	2- 4	1- 2	5	3	5
Richardson, C	3- 5	2- 4	9	3	8
Dade, G	9-16	3- 4	6	0	28
Jarrett, G	2- 7	1- 2	1	4	7
Nayab	3- 6	0- 0	1	1	6
Rassloff	1- 2	4- 4	6	3	6
Hinkle	1- 1	0- 0	0	1	3
Totals	28-54	15-22	34	16	81
	(.519)	(.682)			

3pt: (10-14, .714) -- Dade 7/8, Jarrett 2/5,
Hinkle 1/1. Attendance: 1,327

Chris Dade had a career game and the Titans controlled the backboards despite the absence of John Williams to a hand injury in an upset of a UC Irvine team that was off to a 2-0 start and would flirt with the Big West Conference championship until the final game.

Dade set a school single-game record for marksmanship from 3-point range, hitting 7-of-8 treys, several of them while falling down or being fouled or both. The team percentage of .714 also was a record and only Mark Hill and Don Leary, with 8 each, ever made more in a Titan game. Dade scored a career-high 28 points and had 6 rebounds and 4 assists and punctuated his game with a last-second dunk shot.

Fullerton got 16 offensive rebounds to only 13 defensive rebounds by UC Irvine but it still went down to the final minute.

Neither team led by more than 4 points in the first half and the Titans didn't take the lead for good until a Dade 3-pointer with 10:46 to play made it 51-48. The Anteaters got as close as 61-58 at the 5:35 mark but Dirk Rassloff went 4-for-4 at the line to deny a late UCI rally.

FORTY-FOUR

Game 14 UNLV Titan Gym Jan. 18, 1996

UNLV 23 38 -- 61
Fullerton 34 30 -- 64

UNLV	FG-A	FT-A	Rb	PF	TP
Johnson, F	2-12	4- 6	5	3	8
Rosegreen F	3- 8	0- 2	13	2	6
Corbett, C	1- 1	0- 0	2	1	2
James, G	1- 2	0- 0	1	5	3
Smith, G	1- 3	0- 0	1	5	3
Davis	4- 9	5- 6	3	4	14
Sanders	3- 3	0- 1	3	2	6
Rice	0- 0	0- 0	0	1	0
Reed	0- 0	0- 0	1	1	0
Lane	7-12	5- 9	8	3	19
Totals	22-50	14-24	41	27	61
	(.440)	(.583)			

3pt: (3-10, .300) -- Smith 1/1, James 1/2,
Davis 1/4, Johnson 0/3.

Titans	FG-A	FT-A	Rb	PF	TP
Overton, F	4-11	0- 0	7	4	8
Wright, F	1- 1	0- 0	3	2	2
Richardson, C	2- 4	0- 0	5	5	4
Dade, G	4-14	5- 8	1	1	16
Jarrett, G	1- 6	2- 4	3	3	5
Nayab	1- 2	6-11	3	0	8
Rassloff	1- 1	2- 2	1	2	4
Hinkle	2- 4	0- 0	1	1	4
Williams	4-10	5- 8	8	1	13
Totals	20-53	20-33	35	19	64
	(.377)	(.606)			

3pt: (4-13, .308) -- Dade 3/8, Jarrett 1/2,
Overton 0/1, Nayab 0/1, Williams 0/1.
Attendance: 1,106

Tark and the Towel and Larry Johnson are long gone and so is Rollie Massimino. Still, the Titans clearly enjoyed another win over a UNLV team making its final Big West Conference appearance in Titan Gym. It evened Fullerton's mark at 3-3 and made it four wins in the last six tries against the Rebels.

Kenroy Jarrett made one of two free throws with 13 seconds left to force UNLV into a 3-point try to tie and Chancellor Davis' hurried attempt was partially blocked.

Fullerton dominated the first half, using a 15-1 run to turn a 20-18 deficit at 7:50 into a 33-21 lead with 1:53 left before intermission. The Rebels went more than eight minutes without a field goal.

But UNLV had a streak of its own in the second half, outscoring the Titans 13-0 over a 3:30 span to forge a 41-41 tie. The Rebels even took the lead at 54-53 with 5:30 to play on a bucket by Tony Lane but the Titans got a big 3-point play by John Williams at 2:57 for a 60-57 lead. Chris Dade made 2 free throws at 1:50 and Jarrett made 2 of 4 in the final 30 seconds.

Game 15 New Mexico State Titan Gym Jan. 20, 1996

New Mexico St. 36 36 -- 72
Fullerton 36 49 -- 85

NMSU	FG-A	FT-A	Rb	PF	TP
Gosa, F	4- 6	0- 0	2	2	9
Davis, F	6-10	9-10	5	3	23
Johnson, C	3-10	3- 7	0	1	10
Burns, G	0- 0	2- 6	2	3	2
Leban, G	1- 4	0- 0	1	3	2
Torian	5-12	0- 0	5	4	12
Lampkin	1- 3	2- 4	6	3	4
Lopez	0- 0	0- 0	0	0	0
Brodt	2- 8	6- 8	5	2	10
Totals	22-53	22-35	29	21	72
	(.415)	(.629)			

3pt: (6-21, .286) -- Torian 2/8, Davis 2/2,
Johnson 1/5, Gosa 1/2, Brodt 0/1, Leban 0/3.

Titans	FG-A	FT-A	Rb	PF	TP
Overton, F	7-14	3- 4	7	3	18
Wright, F	0- 2	0- 0	3	1	0
Richardson, C	2- 7	3- 3	7	2	7
Dade, G	5-13	6- 7	1	3	20
Jarrett, G	2- 4	6- 8	2	3	12
Nayab	0- 1	0- 0	1	0	0
Rassloff	1- 1	0- 2	2	3	2
Hinkle	0- 1	0- 0	2	2	0
Williams	11-12	4- 6	9	4	26
Totals	28-55	22-30	37	21	85
	(.509)	(.733)			

3pt: (7-16, .438) -- Dade 4/7, Jarrett 2/4,
Overton 1/3, Nayab 0/1, Hinkle 0/1.
Attendance: 1,077

The first win over New Mexico State in five years for a 3-game winning streak caused Coach Bob Hawking to lose his head, or at least the hair covering it. The Titans' coach let freshman guard Kenroy Jarrett shave his scalp after an improbably easy victory over the rebuilding Aggies.

John Williams came off the bench again for a career-high 26 points, hitting 11 shots in a row over one lengthy span, as the Titans raised their Big West record to 4-3. The Aggies lost their fifth in a row and saw a 9-game win streak over Fullerton come to an end.

Neither team had a lead of more than 5 points in a 36-36 half. Williams scored Fullerton's first five hoops of the second half but Fullerton didn't take the lead for good until Chris Dade hit a 3-pointer to make it 49-48 with 13:31 to go.

Fullerton opened up a lead as large as 9 points at 68-59 with 5:50 to go but Keith Torian hit a pair of 3-pointers to make it 68-65 at 4:48. A 3-point play by Mark Richardson at 3:05 stretched the lead to 75-69 and the Titans gradually pulled away.

Game 16 Utah State Smith Spectrum Jan. 25, 1996

Fullerton 20 29 -- 49
Utah State 31 42 -- 73

Titans	FG-A	FT-A	Rb	PF	TP
Overton, F	4- 8	3- 6	3	3	11
Wright, F	0- 1	0- 0	2	3	0
Richardson, C	0- 2	2- 2	4	5	2
Dade, G	4-13	1- 3	4	0	9
Jarrett, G	0- 4	0- 0	3	1	0
Nayab	2- 3	0- 0	2	1	5
Rassloff	0- 0	2- 4	1	5	2
Hinkle	1- 1	1- 2	1	2	3
Williams	4- 5	1- 3	4	4	9
Thomas	3- 9	1- 2	2	1	8
Ng	0- 0	0- 0	0	0	0
Totals	18-46	11-22	29	25	49
	(.391)	(.478)			

3pt: (2-12, .167) -- Nayab 1/1, Thomas 1/3,
Overton 0/2, Jarrett 0/3, Dade 0/3.

Utah State	FG-A	FT-A	Rb	PF	TP
Mills, F	6- 8	2- 7	7	3	14
Wickizer, F	8-11	6- 7	6	3	24
Franson, C	5-14	4- 5	10	1	14
Jones, G	4- 9	0- 0	3	3	10
Rogers, G	0- 4	0- 2	2	1	0
Smith	1- 3	0- 0	4	3	2
Moore	0- 2	2- 4	2	0	2
Hunter	0- 1	1- 2	1	0	1
Wornack	2- 3	2- 4	2	0	6
Totals	26-55	17-31	40	14	73
	(.473)	(.548)			

3pt: (4-10, .400) -- Jones 2/6, Wickizer 2/2,
Rogers 0/1, Hunter 0/1. Attend.: 6,569

Fullerton was unable to change its abysmal luck in Logan, Utah, and a 3-game winning streak came to an abrupt halt. The host Aggies saw the Titans miss their first eight shots on the way to a 32 per cent shooting half and Fullerton's losing streak at the Dee Smith Spectrum stretched to 14 years in a row.

A boisterous Aggies crowd seemed to rattle the Titans, who had enjoyed a perfect 3-0 homestand in Titan Gym.

Jon Wickizer had a career game for Utah State, scoring 24 points and even knocking down a pair of 3-point field goal tries.

The Titans didn't get a field goal for almost 6 and a half minutes and John Williams' shot left them behind, 10-4. The Aggies continued to pull away and led 20-8 on their way to an 11-point half-time bulge.

The Aggies outrebounded the Titans by 11 in the second half and got 12 offensive rebounds to gradually pull away to a 20-point lead at 52-32 with 9:57 still to play. Fullerton got only as close as 15 at 58-43 on a Williams lay up at 5:31.



1995-96 GAME SUMMARIES

Game 17 Nevada Lawlor Center Jan. 27, 1996

Fullerton 20 50 -- 70
Nevada 45 44 -- 89

Titans	FG-A	FT-A	Rb	PF	TP
Overton, F	5-18	7-8	5	3	19
Wright, F	1-1	0-1	2	4	2
Richardson, C	3-4	0-0	2	2	6
Jarrett, G	3-6	0-1	5	1	8
Dade, G	5-11	0-0	2	3	11
Nayab, G	0-1	0-0	2	0	0
Hinkle	0-0	0-0	1	0	0
Williams	4-9	2-5	3	1	10
Rassloff	3-4	4-6	2	2	10
Thomas	2-3	0-2	2	2	4
Ng	0-1	0-0	1	0	0
Totals	26-58	13-23	32	18	70

(.448) (.565)
3pt: (5-17, .294) -- Overton 2/5, Jarrett 2/5, Dade 1/4, Ng, 0/1, Thomas 0/1, Nayab 0/1.

Nevada	FG-A	FT-A	Rb	PF	TP
Spears, F	3-7	0-0	4	0	6
Edwards, F	6-10	3-3	4	3	15
Watts, C	2-4	0-0	9	5	4
Green, G	5-10	3-3	2	0	15
Barnett, G	3-7	1-2	2	1	9
Mahnken	0-1	0-0	0	2	0
Hackbusch	0-3	1-2	2	1	1
Brown	4-6	2-4	3	2	11
Morgan	1-2	2-4	4	4	4
Allen	2-5	0-0	2	0	4
Bell	3-5	2-4	2	0	10
Daley	4-7	1-2	2	2	10
Totals	33-67	15-24	42	20	89

(.493) (.625)
3pt: (8-21, .381) -- Green 2/3, Bell 2/3, Barnett 2/6, Brown 1/2, Daley 1/3, Edwards 0/1, Hackbusch 0/3. Attendance: 6, 014

Something about snow on the ground cools off the Fullerton shooters. Nevada took out the frustrations of a narrow home loss on Thursday night to UC Irvine and routed the Titans, who shot only slightly better than they did at Utah State.

The score was closer than the game would indicate. Fullerton had its biggest half of the year after intermission, outscoring Nevada 50-44, after losing the first half, 45-20. Nevada hit 6 of 10 3-point tries in the first half compared to Fullerton's 1-for-8 performance.

The Wolf Pack went deep into its bench in the first half and by game's end had three reserves in double figures in scoring. Richard Brown and Hakim Ali Bell were the sparkplugs in the first half as the Wolf Pack jumped out to a 16-9 lead and then went on an 11-0 run to triple up the Titans, 27-9. Fullerton went 4:31 between a 3-pointer by Kenroy Jarrett and a layup by Chuck Overton.

Game 18 Long Beach State Titan Gym Feb. 1, 1996

Long Beach 29 44 -- 73
Fullerton 22 34 -- 56

LBSU	FG-A	FT-A	Rb	PF	TP
Jackson, F	3-5	2-2	7	4	8
Hawkins, F	6-10	0-3	7	3	12
Yankelevitz, C	0-1	0-0	1	1	0
Salahuddin, G	1-6	2-2	4	1	5
Cotton, G	8-15	8-11	3	3	27
Johnson	6-7	0-0	6	5	12
Brown	1-3	2-2	0	0	5
Davis	0-0	0-0	0	0	0
Catania	0-2	0-0	1	2	0
Branner	1-2	2-3	1	1	4
Totals	26-51	16-23	35	20	73

(.510) (.696)
3pt: (5-13, .385) -- Cotton 3/5, Salahuddin 1/3, Brown 1/2, Hawkins 0/3.

Titans	FG-A	FT-A	Rb	PF	TP
Overton, F	3-13	3-4	8	2	9
Williams, F	5-15	3-6	9	2	13
Rassloff, C	1-4	0-1	7	2	2
Dade, G	1-11	9-10	4	3	11
Jarrett, G	1-6	0-0	3	4	2
Nayab	3-3	1-2	0	2	7
Hinkle	0-1	0-0	0	0	0
Thomas	1-7	4-6	2	3	6
Richardson	3-5	0-0	6	3	6
Wright	0-1	0-0	1	1	0
Totals	18-66	20-29	47	22	56

(.273) (.690)
3pt: (0-13, .000) -- Overton 0/2, Thomas 0/2, Jarrett 0/4, Dade 0/5. Atten.: 1, 384

The friendly confines of Titan Gym didn't change Fullerton's luck as the Titans shot a season-low 27 per cent from the floor and failed to make a 3-point field goal for the first time in 105 games despite launching 13 attempts. In fact, the Titans made only one shot outside of 15 feet. The net result was a one-sided loss to Long Beach State and an end to a 4-game winning streak in Titan Gym for Fullerton.

With John Williams scoring five of Fullerton's six baskets in a 13-0 run, the Titans took an early 15-8 lead over the 49ers. But the 49ers returned the favor with a 13-0 run of their own for a 21-15 advantage and the Titans would get only two points closer the rest of the game.

Fullerton made one late charge, cutting what had been a deficit of 16 points to only 9 points at 61-52 on three Brian Thomas free throws in four tries at the 4:22 mark of the second half. It was Thomas' first action in Titan Gym since Dec. 9 against Gonzaga. But the Titans scored only four more points down the stretch and Long Beach hit 6 of 8 free throws in the final four minutes.

Game 19 UC Santa Barbara Titan Gym Feb. 3, 1996

UC Santa Barbara .48 37 -- 85
Fullerton 39 33 -- 72

UCSB	FG-A	FT-A	Rb	PF	TP
Allen, F	6-7	2-2	5	3	15
Wallace, F	7-11	2-4	10	4	16
Flick, C	4-11	0-0	6	2	10
McDougal, G	6-11	7-8	6	3	20
Turner, G	1-3	2-4	6	3	4
Prince	5-11	5-7	1	0	18
Miller	1-1	0-0	1	0	2
Jefferson	0-0	0-0	0	0	0
Bunton	0-1	0-0	2	0	0
Totals	30-56	18-25	40	15	85

(.536) (.720)
3pt: (7-17, .412) -- Allen 1/2, McDougal 1/2, Flick 2/5, Prince 3/8.

Titans	FG-A	FT-A	Rb	PF	TP
Overton, F	5-17	3-3	7	3	14
Williams, F	6-14	7-9	9	3	19
Rassloff, C	0-0	0-0	3	1	0
Dade, G	7-20	5-5	4	4	24
Jarrett, G	1-3	0-0	2	0	3
Nayab	1-6	0-0	0	2	2
Hinkle	0-0	0-0	0	1	0
Thomas	3-6	2-2	2	5	10
Richardson	0-0	0-0	4	3	0
Wright	0-0	0-0	1	2	0
Totals	23-66	17-19	36	24	72

(.348) (.895)
3pt: (9-25, .360) -- Overton 1/5, Dade 5/12, Jarrett 1/3, Thomas 2/3, Nayab 0/2. Attendance: 1, 602

Lelan McDougal was healthy for the rematch between the Titans and Gauchos and his presence made the difference as UCSB outshot its host to sweep the season series despite an off night for Mark Flick, who had burned the Titans in Santa Barbara.

The teams got into a perimeter shooting duel in the first half and the Titans hung close for a while. It was a narrow 29-28 UCSB lead at the media timeout with 7:41 remaining. But after the break, McDougal wrapped a dunk and a 3-pointer around a Wesley Miller hoop and UCSB had a 36-28 lead that grew by a point at the half. Fullerton actually outshot UCSB from 3-point range, 6-for-10 to 5-for-10, but the Gauchos made 15 of 23 two-pointers while the Titans were making only 5 of 15. An 11-for-11 performance at the line kept the Titans as close as they were.

In the second half, Fullerton got as close as 3 points, the last time at 57-54 at the 13:50 mark on an Ali Nayab steal and basket. But Flick came alive for a quick five points and the lead soon grew to double digits.

Game 20 UC Irvine Bren Center Feb. 10, 1996

Fullerton 33 42 -- 75
UC Irvine 44 41 -- 85

Titans	FG-A	FT-A	Rb	PF	TP
Overton, F	5-10	6-6	4	2	16
Williams, F	6-14	3-4	11	5	15
Rassloff, C	2-3	0-1	3	3	4
Nayab, G	3-7	0-0	3	1	7
Dade, G	5-9	7-8	6	4	18
Jarrett	2-5	0-0	0	2	4
Hinkle	0-0	0-0	0	1	0
Thomas	3-11	3-4	8	5	9
Richardson	0-0	0-0	0	1	0
Wright	1-2	0-0	2	2	2
Totals	27-61	19-23	44	27	75

(.443) (.826)
3pt: (2-14, .143) -- Dade 1/2, Nayab 1/4, Overton 0/1, Jarrett 0/3, Thomas 0/4.

UC Irvine	FG-A	FT-A	Rb	PF	TP
Simmons, F	2-3	0-0	2	2	5
Battle, F	5-7	3-6	7	3	13
Augulis, C	2-3	0-0	0	5	4
Keefe, G	6-11	3-4	2	3	18
Miglinieks, G	0-3	5-7	2	0	5
Fernandez	1-5	0-0	0	0	2
Simpson	0-0	0-0	0	0	0
Reznik	0-0	0-0	0	0	0
Parker	0-1	0-0	0	0	0
McKnight	3-7	3-4	0	0	12
Foster	5-7	5-8	9	3	15
Tate	2-5	1-3	2	4	11
Totals	29-52	20-32	25	20	85

(.558) (.625)
3pt: (7-20, .350) -- Simmons 1/1, Keefe 3/6, McKnight 3/7, Parker 0/1, Miglinieks 0/1, Fernandez 0/4. Attendance: 3,336

Reserves Paul Foster and Clay McKnight came off the bench to spark UC Irvine to a win on a night when UCI stars Raimonds Miglinieks and Kevin Simmons each took only three shots. The Anteaters' bench outscored Fullerton's, 40-15.

Simmons was fighting the flu, Shaun Battle had a bad wrist and Michael Tate had a sore ankle and the Titans took advantage on the backboards with a 44-25 edge. But Miglinieks set his teammates up on a 15-assist night and the foul-plagued Titans couldn't make the critical plays in the final minutes.

UCI built an early lead as large as 33-19 15 minutes into the game. An 11-point halftime margin disappeared in 6:21 of the second half with Ali Nayab's breakaway layup capping a 16-4 surge that gave the Titans a 49-48 lead. It lasted all of 22 seconds until McKnight hit a 3-pointer. It was still a 71-68 game when Miglinieks took control and UCI outscored CSF 14-7 in the final 4:24.



Game 21

New Mexico St.
Pan Am Center
Feb. 15, 1996

Fullerton 35 33 -- 68
New Mexico St. 29 34 -- 63

Titans	FG-A	FT-A	Rb	PF	TP
Overton, F	5- 8	7- 8	5	3	17
Williams, F	8-13	2- 2	9	4	18
Rassloff, C	1- 2	2- 2	2	2	4
Nayab, G	0- 4	2- 2	4	1	2
Dade, G	4- 7	7- 9	6	3	16
Thomas	4- 7	2- 2	3	4	10
Hinkle	0- 1	0- 0	4	0	0
Wright	0- 0	0- 0	0	1	0
Ng	0- 0	0- 0	0	0	0
Jarrett	0- 1	1- 2	1	1	1
Totals	22-43	23-27	36	19	68

(.511) (.852)

3pt: (1-7, .143) -- Dade 1/3, Thomas 0/1, Jarrett 0/1, Nayab 0/2.

NMSU	FG-A	FT-A	Rb	PF	TP
Lampkin, F	3- 8	3- 5	6	2	9
Davis, F	3-10	7- 8	1	4	13
Burns, C	2- 8	0- 0	3	2	4
Johnson, G	6-10	0- 0	2	0	13
Torian, G	3- 7	0- 0	4	4	8
Leban	2- 7	5- 6	0	5	10
Brodt	1- 5	0- 0	2	2	2
Gosa	2- 3	0- 0	4	2	4
Totals	22-58	15-19	24	21	63

(.379) (.789)

3pt: (4-20, .200) -- Johnson 1/4, Torian 2/6, Leban 1/6, Gosa 0/1, Lampkin 0/1, Davis 0/2.
Attendance: 4,755

Fullerton's first Big West Conference road victory came at a most unlikely spot. The Titans had won only once in 12 previous tries at the Pan Am Center in Las Cruces and they had swept the Aggies only once (1986-87) since they entered the league in 1983-84 and New Mexico State had run its series edge to 19-5 before Fullerton's win in Titan Gym back on Jan. 20.

A combination of excellent Titan free-throw shooting and poor 3-point shooting by the host Aggies were obvious keys to the outcome.

The Aggies scored the first five points of the game before Chuck Overton hit a pair of buckets. John Williams then took over, scoring the Titans' next three baskets to help stake the Titans to a 12-7 advantage.

Fullerton took the lead for good late in the first half with an 11-4 surge that led to a 35-29 lead at the half behind Williams' 12 points. The Titans opened the second half with a 10-4 spurt for the game's biggest lead at 45-33 on a Chris Dade driving layup and the Aggies could never get closer than 5 points the rest of the way.

FORTY-SIX

Game 22

UNLV
Thomas & Mack Center
Feb. 17, 1996

Fullerton 21 38 -- 59
UNLV 36 32 -- 68

Titans	FG-A	FT-A	Rb	PF	TP
Overton, F	7-13	3- 4	12	2	17
Williams, F	3-11	8-12	11	5	14
Rassloff, C	1- 3	2- 2	0	2	4
Nayab, G	2- 5	3- 4	4	3	7
Dade, G	1- 4	1- 2	2	3	3
Jarrett	3- 6	0- 0	0	3	8
Hinkle	1- 4	0- 0	1	0	2
Thomas	2- 8	0- 0	7	4	4
Wright	0- 1	0- 0	1	2	0
Totals	20-55	17-24	41	24	59

(.364) (.708)

3pt: (2-13, .154) -- Jarrett 2/4, Hinkle 0/1, Overton 0/1, Nayab 0/2, Thomas 0/2, Dade 0/3.

UNLV	FG-A	FT-A	Rb	PF	TP
Johnson, F	3-10	4- 8	5	2	12
Rosegreen, F	9-14	0- 1	11	4	18
Lane, C	2- 4	2- 6	4	5	6
James, G	0- 4	1- 3	1	0	1
Smith, G	6-15	2- 2	1	3	18
Davis	2- 2	2- 2	4	2	7
Sanders	2- 2	1- 4	1	0	5
Rice	0- 1	0- 0	0	0	0
Reed	0- 0	0- 1	4	1	0
Corbett	0- 1	1- 2	2	2	1
Totals	24-53	13-29	38	19	68

(.453) (.448)

3pt: (7-18, .389) -- Smith 4/8, Johnson 2/6, Davis 1/1, Rice 0/1, James 0/2. Att.: 8,036

Back-to-back road wins and an inaugural season sweep of UNLV were probably too much to ask on this road trip and the Titans sealed their fate with a very poor first half.

Fullerton, which had won its last two contests in the Thomas and Mack Center, shot only 31 per cent before intermission and fell behind by as many as 20 points in the first half before staging a second-half rally.

It took Fullerton nearly 12 minutes to hit its first shot of a possession. The Titans' first three field goals came on offensive rebounds and they quickly trailed, 19-6. The Rebels stretched the margin to 20 points on two occasions before settling for a 36-21 lead at the half.

The Titans' run came in the closing minutes. UNLV's 52-35 lead shrank to 55-46 at the 6:43 mark and to 61-57 with 2:17 to play. Clayton Johnson's bucket offset two John Williams free throws to make it 63-59 with 1:19 to go. The Titans didn't score again and the Rebels hit 5 of 8 free throw tries in the final minute.

Game 23

Nevada
Titan Gym
Feb. 22, 1996

Nevada 25 30 16 -- 71
Fullerton 25 30 11 -- 66

Nevada	FG-A	FT-A	Rb	PF	TP
Spears, F	3- 7	0- 1	4	0	6
Bell, F	3- 6	0- 1	5	2	6
Watts, C	2- 3	9-11	7	5	13
Brown, G	2- 9	8- 8	2	3	14
Edwards, G	5-10	8-10	7	3	18
Green	2- 8	2- 2	2	0	6
Morgan	0- 6	4- 6	8	3	4
Allen	0- 0	0- 0	0	0	0
Barnett	0- 2	0- 0	0	0	0
Daley	1- 2	1- 2	1	1	4
Totals	18-53	32-41	41	17	71

(.339) (.780)

3pt: (3-13, .231) -- Brown 2/6, Daley 1/2, Bell 0/1, Green 0/2, Barnett 0/2.

Titans	FG-A	FT-A	Rb	PF	TP
Overton, F	5-12	2- 4	9	4	13
Williams, F	9-19	5- 7	9	5	23
Rassloff, C	2- 4	0- 0	4	5	4
Nayab, G	2- 3	1- 1	1	0	5
Dade, G	5-10	1- 1	4	5	13
Jarrett	1- 6	2- 4	1	2	5
Hinkle	0- 2	0- 0	0	0	0
Thomas	1- 5	0- 0	0	2	2
Wright	0- 0	1- 2	4	5	1
Totals	25-61	12-19	38	28	66

(.409) (.631)

3pt: (4-16, .250) -- Dade 2/4, Overton 1/4, Jarrett 1/6, Hinkle 0/1, Thomas 0/1.
Attendance: 812

Nevada escaped Titan Gym with an overtime win thanks to a far superior performance at the foul line.

Four Titans fouled out before the Wolf Pack nailed this one down in the closing seconds. Damien Edwards and Richard Brown each hit a pair of free throws after Fullerton had pulled within a point at 65-64 with 41 seconds to play on a 3-pointer by Chris Dade and a Chuck Overton basket.

Fullerton led most of a close first half and settled for a 25-25 tie at intermission. Neither team led by more than 3 points in the second half. A key play occurred with 1:07 to play when Daniel Watts made one free throw for a 54-53 lead but missed his second try. However, he got another chance because of a Titan lane violation and made it for a 55-53 lead. Both John Williams and Kenroy Jarrett each hit only one of two free throw tries in the final minute before OT.

The Titans never led in overtime. Dallas Spears put Nevada ahead to stay at 60-58 at the 3:43 mark.

Game 24

Utah State
Titan Gym
Feb. 24, 1996

Utah State 27 39 -- 66
Fullerton 27 26 -- 53

Utah State	FG-A	FT-A	Rb	PF	TP
Mills, F	3- 7	0- 0	4	3	6
Wickizer, F	3- 6	5- 6	6	5	11
Franson, C	7-10	4- 7	9	1	18
Jones, G	6-11	1- 1	3	0	16
Rogers, G	1- 8	4- 5	7	2	6
Smith	2- 2	1- 2	7	4	5
Womack	2- 5	0- 0	2	1	4
Totals	24-49	15-21	41	16	66

(.490) (.714)

3pt: (3-11, .273) -- Jones 3/6, Rogers 0/2, Wickizer 0/1, Mills 0/2.

Titans	FG-A	FT-A	Rb	PF	TP
Overton, F	7-17	4- 5	1	2	18
Wright, F	1- 2	0- 0	3	3	2
Rassloff, C	5- 7	0- 0	4	3	10
Nayab, G	2- 6	0- 1	3	3	6
Dade, G	4- 9	0- 1	3	3	12
Jarrett	1- 3	0- 0	0	1	3
Hinkle	0- 1	0- 0	1	1	0
Williams	0- 2	2- 4	1	2	2
Totals	20-47	6-11	18	18	53

(.426) (.545)

3pt: (7-21, .333) -- Nayab 2/5, Dade 4/8, Jarrett 1/3, Hinkle 0/1, Overton 0/4.
Attendance: 921

Utah State ran its winning streak over Fullerton to seven games in a row with a strong second half. With John Williams hobbled by a foot injury, the Titans were overpowered on the backboards, 41-18, and outscored by 9 points at the foul line in their 1995-96 home finale.

Fullerton got the final six points of the first half on Chuck Overton's 3-point play and Chris Dade's 3-point basket for a 27-27 halftime draw despite Utah State's 22-10 edge in rebounding. In fact, the Aggies had more offensive rebounds -- 7 -- than the Titans' had defensive rebounds -- 6.

After another Dade trey made it 32-31 Fullerton with 17:22 to play, the Aggies took over. They seemed to take control with a 10-1 run for a 41-33 lead at 14:18. But Dade hit back-to-back treys to cut the margin to 41-39 at 12:41. Center Eric Franson started and finished a 12-0 run that gave the Aggies a comfortable 53-39 lead with 7:58 remaining.

Again, the Titans did not quit. They fought back to a 6-point deficit at 59-53 with 2:08 to play only to see the Aggies score the game's final 7 points on 7 of 9 shooting at the free-throw line.



1996-97 GAME SUMMARIES

Game 25
Pacific
Spanos Center
Feb. 29, 1996

Fullerton 28 35 -- 63
Pacific 38 49 -- 87

Titans	FG-A	FT-A	Rb	PF	TP
Overton, F	6-13	8-10	3	3	21
Wright, F	1- 2	3- 4	3	4	5
Rassloff, C	3- 4	0- 0	3	0	6
Nayab, G	0- 3	2- 2	2	0	2
Dade, G	2- 8	2- 3	3	1	6
Jarrett	0- 6	0- 0	2	0	0
Hinkle	0- 1	1- 2	3	0	1
Thomas	8-15	0- 1	3	3	18
Ng	2- 4	0- 0	0	2	4
Totals	22-56	16-22	26	13	63

(.393) (.727)

3pt: (3-19, .158) -- Overton 1/2, Thomas 2/5, Nayab 0/3, Jarrett 0/4, Dade 0/5.

Pacific	FG-A	FT-A	Rb	PF	TP
Jones, F	3- 8	0- 0	4	1	7
Mahaffey, F	4- 6	2- 2	1	4	11
Trierweiler, C	2- 3	0- 0	5	3	4
Owens, G	2- 5	0- 0	1	1	5
Jacobsen, G	4-13	0- 0	3	0	10
Thomason	0- 1	3- 4	0	1	3
Bowman	1- 3	0- 0	0	1	3
de la Pena	1- 1	0- 0	1	0	2
Schlaht	1- 1	4- 5	3	0	6
Boelter	3- 4	0- 0	2	0	8
Nordahl	6- 8	0- 0	8	1	12
Foster	1- 1	0- 0	3	1	2
Anders	3- 6	3- 6	3	1	10
Olowokandi	2- 3	0- 0	4	2	4
Totals	33-63	12-17	40	16	87

(.524) (.706)

3pt: (9-20, .450) -- Mahaffey 1/1, Jones 1/3, Owens 1/3, Jacobsen 2/5, Bowman 1/2, Boelter 2/3, Anders 1/2, Thomason 0/1. Attendance: 3,419

The final road trip of the season began with an outmanned performance in Stockton, where Pacific saw every man on its 14-man roster score in a 24-point win. John Williams couldn't play on his sore foot and Chuck Overton and Brian Thomas were the only consistent Titan threats on this evening.

Fullerton never led in this game, settling for ties at 4-4 and 6-6 before the Tigers pulled away. A pair of tip-ins by Tim Nordahl fueled a 10-2 run that turned a 12-10 lead into a 22-12 advantage with 8:22 remaining in the first half. The Titans wouldn't get closer than 8 points the rest of the night.

The game quickly deteriorated after intermission. Pacific extended a 46-33 lead to 63-37 with a 17-4 burst over 6:16 early in the second half. Nordahl was in the picture again on his way to a team-high 12-point effort.

The Tigers avoided a season sweep and avenged an overtime loss in Titan Gym back in January.

Game 26
San Jose State
Event Center
March 3, 1996

Fullerton 31 49 -- 80
San Jose State 46 44 -- 90

Titans	FG-A	FT-A	Rb	PF	TP
Overton, F	7-17	8- 9	8	2	25
Wright, F	2- 3	0- 0	2	4	4
Rassloff, C	1- 4	0- 0	9	3	2
Nayab, G	2- 4	1- 2	1	0	6
Dade, G	8-15	3- 6	4	4	22
Jarrett	1- 4	0- 0	3	0	3
Hinkle	0- 0	0- 0	1	0	0
Thomas	5-12	0- 0	2	2	11
Ng	0- 0	0- 0	1	0	0
Williams	3-11	1- 2	3	5	7
Totals	29-70	13-19	38	20	80

(.414) (.684)

3pt: (9-21, .429) -- Dade 3/6, Overton 3/8, Nayab 1/2, Jarrett 1/2, Thomas 1/3.

San Jose	FG-A	FT-A	Rb	PF	TP
Allen, F	14-17	1- 3	10	3	30
Greene, F	2- 6	3- 3	5	2	8
Hammonds, C	7-13	1- 3	14	2	15
Saint-Jean, G	4-12	4- 5	7	4	12
Addison, G	4- 9	0- 2	0	3	11
Campbell-Hall	0- 1	0- 0	0	1	0
Bacon	1- 4	3- 3	0	0	5
Williams	2- 5	1- 4	4	0	5
Taylor	0- 2	2- 2	0	1	2
Kavanagh	1- 1	0- 0	1	1	2
Totals	35-70	15-25	45	17	90

(.500) (.600)

3pt: (5-13, .385) -- Allen 1/1, Greene 1/1, Addison 3/8, Bacon 0/1, Williams 0/1, Taylor 0/1. Attendance: 1,745

An extra day on the road was required of the Titans before their Sunday afternoon season finale. The extra time enabled them to present a stronger effort than at Pacific but the results were the same as San Jose State began building momentum for what would be a victorious run through its final Big West Conference post-season tournament.

With the Titans concentrating their defensive efforts on late-season star Olivier Saint-Jean, forward Sam Allen had a career day. He made 10 of 11 shots in the first half alone on his way to a 30-point game augmented by 10 rebounds.

The Titans trailed from the outset and were behind by as many as 19 points in the first half at 44-25.

Chris Dade personally rallied Fullerton at the outset of the second half, exploding for 7 points in 22 seconds on a 4-point play and a 3-point play to make it 51-40.

Fullerton never got much closer, closing the gap to as little as 8 points in the final minute in wrapping up the year with their second highest scoring half -- 49 points.

Annual Results

Year	Coach	Overall Record	Div. I Conference Record	Place (Teams)
1960-61	Alex Omalev	16-14		
1961-62	Alex Omalev	24- 7		
1962-63	Alex Omalev	19- 7		
1963-64	Alex Omalev	9-16		
1964-65	Alex Omalev	1-25		
1965-66	Alex Omalev	13-11		
1966-67	Alex Omalev	7-18		
1967-68	Alex Omalev	8-18		
1968-69	Alex Omalev	12-13		
1969-70	Alex Omalev	8-17		
1970-71	Alex Omalev	13-13		
1971-72	Alex Omalev	9-17		
12 years ... 139-176				
1972-73	Moe Radovich	9-17		
1973-74	Bobby Dye	16-10		
1974-75	Bobby Dye	13-11	4-6	4th T (6)
1975-76	Bobby Dye	15-10	6-4	1st T (6)
1976-77	Bobby Dye	16-10	7-5	4th (7)
1977-78	Bobby Dye	23- 9	9-5	3rd T (8)
1978-79	Bobby Dye	16-11	7-7	4th T (8)
1979-80	Bobby Dye	10-17	4-10	7th (8)
7 years 109-78				
1980-81	George McQuarn	4-23	2-12	8th (8)
1981-82	George McQuarn	18-14	9- 5	3rd (8)
1982-83	George McQuarn	21- 8	12- 4	2nd (9)
1983-84	George McQuarn	17-13	8-10	6th (10)
1984-85	George McQuarn	17-13	11- 7	3rd (10)
1985-86	George McQuarn	16-16	8-10	6th T (10)
1986-87	George McQuarn	17-13	9- 9	4th T (10)
1987-88	George McQuarn	12-17	7-11	8th (10)
8 years 122-117				
1988-89	John Sneed	16-13	10- 8	4th T (10)
1989-90	John Sneed	13-16	6-12	7th (10)
1990-91	John Sneed	14-14	7-11	6th T (10)
1991-92	John Sneed	12-16	8-10	6th T (10)
4 years 55-59				
1992-93	Brad Holland	15-12	10- 8	5th T (10)
1993-94	Brad Holland	8-19	6-12	8th T (10)
2 years 23-31				
1994-95	Bob Hawking	7-20	5-13	9th (10)
1995-96	Bob Hawking	6-20	5-13	10th (10)
2 years 13-40				
All-time record: 470-518 (.476) 160-192 (.455)				



ANNUAL RESULTS

1960-61

Coach: Alex Omalev

CSF	OPP
W 69 Westmont	67
L 66 Redlands	76
W 67 Pasadena College	63
W 79 CSU Sacramento	68
W 73 Long Beach State	68
W 68 CSU Northridge	64
L 67 CSU Los Angeles	99
L 80 Pasadena College	90
L 56 CSU Sacramento	77
L 51 San Francisco State	79
L 67 Chico State	72
L 54 U.S. International	69
W 110 UC Riverside	60
L 75 Chapman College	76
W 95 Cal Tech	49
W 80 Cal Poly SLO	78
L 86 Cal Poly Pomona OT	94
W 71 CSU Northridge	58
W 107 Luke AFB	73
W 79 Grand Canyon Col.	76
L 76 Long Beach State	77
W 86 UC Riverside	62
L 72 Chapman College	77
L 85 Pasadena College	104
W 87 Cal Poly Pomona	70
W 80 Univ. of San Diego	68
W 101 La Verne College	64
L 64 U.S. International	68
W 109 UNLV	88
L 86 CSU Los Angeles	102
(Won 16, Lost 14)	

1961-62

Coach: Alex Omalev

CSF	OPP
L 79 Fresno State	81
L 73 USMC Depot	90
W 82 Westmont	64
W 71 Chapman College	64
W 71 Redlands	42
W 105 Univ. San Diego	57
L 77 Long Beach State	85
W 85 UC Davis	56
W 83 CSU Sacramento	67
W 86 Cal Poly Pomona	63
W 47 U.S. International	37
W 80 Cal Poly Pomona	73
W 76 Occidental College	63
W 100 Calvin College	83
W 65 Chapman College	62
L 81 Cal Poly Pomona	90
W 80 Univ. of San Diego	57
W 66 CSU Northridge	50
W 78 Cal Poly SLO	70
W 78 CSU Hayward	47
W 82 Long Beach State	77
W 96 Redlands	70
W 73 U.S. International	63
L 70 Chapman College	79
W 101 CSU Northridge OT	98
L 79 Cal Poly Pomona	85
W 61 *Redlands	59
W 67 *Redlands	52
W 94 *Stetson	79
W 97 *Lewis & Clark	78
L 55 *Westminster (PA)	63
(Won 24, Lost 7)	

1962-63

Coach: Alex Omalev

CSF	OPP
W 74 CSU Northridge OT	71
V 76 Redlands	66
W 93 CSU Northridge	75

W 87 San Diego Marines	67
W 100 Long Beach State	89
W 104 Cal Poly Pomona	76
W 83 CSU Hayward	67
L 85 Chapman College	87
L 59 Phibac (San Diego)	68
W 72 Univ. of San Diego	59
W 76 Chapman College	71
W 82 Cal Poly Pomona	73
W 71 Seattle Pacific 2OT	67
L 72 Montana	74
L 58 Montana State	75
L 78 Weber State	86
W 85 Westminster (UT)	82
L 88 Long Beach State	89
W 103 San Diego Marines	77
W 84 Univ. of San Diego	64
W 85 U.S. International	62
W 97 Cal Poly Pomona	87
L 58 Chapman College	64
W 82 CSU Northridge	73
W 80 Univ. of San Diego	59
W 112 Weber State	93
(Won 19, Lost 7)	

1963-64

Coach: Alex Omalev

CSF	OPP
W 93 CSU Northridge	64
W 64 Redlands	61
W 97 Pasadena College	82
L 59 Redlands	72
W 76 Seattle Pacific	65
L 58 CSU Sacramento	65
W 84 Chapman College	80
L 61 Long Beach State	77
L 88 Chapman College	95
W 92 CSU Hayward	73
W 73 Univ. of San Diego	78
L 82 Phibac (San Diego)	70
W 71 Univ. of San Diego	64
L 96 Cal Poly Pomona	103
L 64 San Diego State	94
L 64 San Diego State	89
L 78 UNLV	101
L 65 CSU Sacramento	75
W 84 Long Beach State	80
L 86 Chapman College	87
L 73 Cal Poly Pomona	89
L 78 Univ. of San Diego	97
L 65 U.S. International	77
L 93 CSU Northridge	117
L 89 Univ. of San Diego	98
(Won 9, Lost 16)	

1964-65

Coach: Alex Omalev

CSF	OPP
L 56 Long Beach State	93
L 41 Redlands	52
L 71 Cal Lutheran	75
L 47 U.S. International	64
L 79 Cal Poly SLO	93
L 71 San Diego State	96
L 59 CSU Northridge	94
L 87 CSU Sacramento	103
L 69 Cal Poly Pomona	87
W 71 Redlands	64
L 93 Redlands	94
L 77 Long Beach State	114
L 54 Univ. of San Diego	78
L 67 USMC Rec. Depot	87
L 47 Cal Poly Pomona	90
L 67 U.S. International	75
L 96 Westmont	115
L 70 Chapman College	78
L 83 Cal Poly SLO	107
L 66 Montana	95
L 75 CSU Los Angeles	90

L 32 U.S. International	91
L 59 San Diego State	96
L 63 Cal Poly Pomona	90
L 63 CSU Northridge	95
L 59 Chapman College	79
(Won 1, Lost 25)	

1965-66

Coach: Alex Omalev

CSF	OPP
W 78 Claremont-Mudd	66
W 113 Pasadena Nazarene	102
W 75 Redlands	72
W 91 La Verne	80
W 106 Southern Cal College	75
L 62 Cal Poly Pomona	82
L 76 UC Riverside	87
W 86 CSU Los Angeles	83
W 83 UC Riverside	77
L 83 Chapman College	93
W 82 Long Beach State	64
L 86 San Diego State	87
L 86 CSU Los Angeles	96
L 93 CSU Northridge	103
L 81 Long Beach State	95
W 93 Chapman College	81
L 68 UC Irvine	74
W 86 Cal Poly SLO	77
L 72 San Diego State	105
L 75 Fresno State	95
W 70 Long Beach State	68
L 66 Chapman College	77
W 91 CSU Northridge	87
W 85 UC Irvine	83
(Won 13, Lost 11)	

1966-67

Coach: Alex Omalev

CSF	OPP
L 79 CSU Los Angeles	93
L 86 CSU Northridge	94
L 72 UC Irvine	82
L 64 San Diego State	80
W 62 Western Washington	53
L 68 Redlands	80
W 83 Cal Poly SLO	71
W 85 Graceland College	82
L 85 Hastings College	87
L 68 San Diego State	97
W 90 Westmont	88
L 94 CSU Northridge	102
W 85 Seattle Pacific	80
L 84 MacAlester College	86
L 64 Long Beach State	88
L 94 UNLV	110
W 78 UC San Diego	57
L 78 Chapman College	86
L 65 Fresno State	108
L 77 Cal Poly SLO	97
L 68 Long Beach State	79
L 77 Fresno State	90
L 89 CSU Northridge	99
L 72 UC Irvine	98
W 86 Chapman College	82
(Won 7, Lost 18)	

1967-68

Coach: Alex Omalev

CSF	OPP
L 49 Michigan State	80
L 54 Kansas State	103
L 74 Nebraska	111
W 82 Azusa Pacific	77
W 69 Chapman College	67
W 104 San Diego Navy	57
L 74 UC San Diego	76
W 100 Stanislaus State	89
W 87 Tahoe Paradise	81
L 67 Long Beach State	86
L 74 San Diego State	87
W 96 So. Calif. College	67
L 76 CSU Los Angeles	93
L 76 CSU Northridge	86
W 72 Fresno State	66
L 84 Cal Poly SLO	96
L 68 Cal Poly Pomona	84
L 78 Long Beach State	80
L 60 San Diego State	84
L 75 CSU Los Angeles	84
L 90 CSU Northridge	92
L 81 Cal Poly SLO	108
L 79 Fresno State	88
W 102 Cal Poly Pomona	97
L 70 UC Irvine	80
L 78 Chapman College	89
(Won 8, Lost 18)	

1968-69

Coach: Alex Omalev

CSF	OPP
W 111 LaVerne	73
L 54 Oklahoma State	91
L 84 Tulsa	93
L 56 Missouri	78
W 103 Chapman College	79
L 75 Whittier College	82
L 63 Edinboro State	85
W 75 Occidental College	52
W 68 Southern Utah	63
L 58 Long Beach State	79
W 65 San Diego State	59
W 80 CSU Los Angeles	74
W 74 CSU Northridge	71
L 88 Cal Poly SLO	89
L 80 Fresno State	92
W 90 Cal Poly Pomona	83
L 73 UC Irvine	89
L 66 Long Beach State	74
L 66 CSU Los Angeles	76
W 83 CSU Northridge	76
W 81 Cal Poly SLO	67
L 55 Fresno State	74
L 87 Cal Poly Pomona	89
W 76 San Diego State	62
W 95 Tahoe Paradise	81
(Won 12, Lost 13)	

1969-70

Coach: Alex Omalev

CSF	OPP
L 91 CSU Stanislaus	92
W 77 O.C. All-Stars	57
L 68 Wyoming	88
L 78 Creighton	83
L 95 Northern Michigan	96
L 86 Toledo	100
L 82 CSU Los Angeles	87
W 96 McMurray	76
W 77 Chapman College	76
L 65 UC Irvine	80
L 79 CSU Northridge	81
L 60 San Diego State	75
L 79 UC Irvine	84
W 99 CSU Stanislaus	82

L 66 Cal Poly Pomona	68
L 77 UC Riverside	101
L 76 Cal Poly SLO	84
L 77 CSU Los Angeles	102
W 89 CSU Northridge	83
L 66 San Diego State	112
L 68 UC Irvine	70
W 87 Cal Poly Pomona	78
W 92 UC Riverside	75
W 77 Cal Poly SLO	76
L 81 CSU Northridge	95
(Won 8, Lost 17)	

1970-71

Coach: Alex Omalev

CSF	OPP
L 81 Idaho State	95
L 74 Colorado State	98
L 83 Oral Roberts	111
L 57 Drake	101
W 90 Chapman College	70
L 50 UC Irvine	68
W 67 CSU Stanislaus	66
W 102 Humboldt State	67
W 87 CSU Stanislaus	84
W 83 Idaho State	75
W 92 Occidental College	87
W 72 Cal Poly SLO	66
W 70 UC Irvine	69
W 84 UC Irvine	82
W 96 Cal Poly Pomona	83
W 84 UC Riverside	80
L 82 Cal Poly SLO	99
L 82 CSU Northridge	88
L 73 CSU Los Angeles	95
L 72 UC Irvine	77
W 100 Chapman College	87
W 94 Cal Poly Pomona	76
L 71 UC Riverside	79
L 76 Cal Poly SLO	79
L 61 CSU Northridge	81
L 83 Univ. of San Diego	89
(Won 13, Lost 13)	

1971-72

Coach: Alex Omalev

CSF	OPP
L 75 Tulsa	99
L 67 Colorado State	96
L 82 Northern Illinois	116
L 79 Southern Illinois	96
W 100 Whittier College	80
W 101 Chapman College	86
L 75 Univ. of San Diego	78
L 81 Fresno State	101
L 84 Univ. of San Diego	90
L 83 Long Beach State	103
W 82 Cal Poly SLO	79
L 82 Cal Poly SLO	91
W 128 Chapman College	88
L 92 UC Riverside	109
L 72 CSU Northridge	82
L 71 Grambling	92
L 87 Loyola Marymount	99
L 62 Cal Poly Pomona	78
W 83 Chapman College	75
W 97 Fresno State	87
L 90 Cal Poly SLO	110
W 87 UC Riverside	82
L 72 CSU Northridge	83
L 78 Cal Poly Pomona	92
W 99 Univ. of San Diego	88
W 107 CSU Dominguez Hills	90
(Won 9, Lost 17)	

KEY

*PCAA/Big West Tournament
 #NIT Tournament
 #NCAA Tournament
 -NAIA Playoffs
 (A) Anaheim Convention Center
 %Neutral Tournament Site



ANNUAL RESULTS

1972-73

Coach: Moe Radovich

CSF	OPP
L 56 North Texas	63
W 56 Oklahoma State	55
L 62 Colorado State	79
L 72 San Francisco State	81
L 54 CSU Los Angeles	74
W 75 Chapman College	66
L 68 BYU	89
L 60 Utah State	115
L 69 Univ. of San Diego	74
L 61 CSU Northridge	67
W 74 Humboldt State	63
L 54 CSU Bakersfield	69
W 83 Cal Poly SLO	58
W 64 CSU Northridge	63
W 63 Chapman College	50
L 64 Fresno State	78
L 82 CSU Los Angeles	83
L 68 Cal Poly Pomona	74
L 47 UC Riverside	59
W 70 UC Irvine	64
L 49 UC Riverside	57
L 55 Cal Poly Pomona	56
W 89 CSU Northridge	72
L 61 Cal Poly SLO	72
L 57 CSU Bakersfield	64
W 95 UC Irvine	76
(Won 9, Lost 17)	

1973-74

Coach: Bobby Dye

CSF	OPP
L 63 Westmont	75
W 63 Chapman College	58
W 73 CSU Los Angeles	69
W 63 Biola	45
W 68 @Texas Arlington	65
L 69 @So. Methodist	93
L 63 @North Texas	70
W 64 %No. Arizona	53
L 60 @UC Irvine	78
L 54 @Pacific	67
W 75 Azusa Pacific	72
W 64 CSU Northridge	56
L 74 @CSU Los Angeles	86
L 60 @UC Riverside	88
W 71 @Cal Poly Pomona	60
W 85 Univ. of San Diego	58
W 69 @Chapman College	69
W 76 CSU Bakersfield	63
L 52 Cal Poly SLO OT	53
W 85 @Univ. of San Diego	73
W 60 @Westmont	58
L 49 @Cal Poly SLO OT	52
W 37 @CSU Bakersfield	35
W 78 Cal Poly Pomona	71
W 84 UC Riverside	78
L 73 @CSU Northridge	90
(Won 16, Lost 10)	

1974-75

Coach: Bobby Dye

CSF	OPP
L 56 @UNLV	75
L 69 @Providence College	77
L 63 @Connecticut	78
W 83 @Richmond	79
L 61 @Loyola Marymount	76
L 91 Boise State	97
W 80 Cal Poly Pomona	62
W 61 CSU Los Angeles	55
W 84 CSU Northridge	54
W 71 @Univ. of San Diego	53
W 64 @CSU Bakersfield	59
W 98 @CSU Los Angeles	79
W 61 @Cal Poly Pomona	54
W 78 Chapman College	62
L 65 @San Diego State	72

L 67 Long Beach State	76
L 59 Fresno State	62
L 69 @San Jose State	75
L 75 @Pacific	80
W 52 Pacific	49
W 81 San Jose State OT	79
W 72 San Diego State	71
W 65 @Fresno State	64
L 53 @Long Beach State	73
(Won 13, Lost 11)	

1975-76

Coach: Bobby Dye

CSF	OPP
L 75 CSU Los Angeles	81
W 87 %Humboldt State	53
W 86 %Southern	64
W 60 Loyola Marymount	54
W 75 Chapman College	56
W 75 Central Michigan	42
L 69 @Idaho State	88
L 74 @Boise State	80
W 94 Univ. of San Diego	61
W 101 @CSU Bakersfield	69
L 70 @Arizona	85
L 60 @Chapman College	62
W 55 @CSU Los Angeles	53
W 73 @Loyola Marymount	54
L 60 @San Diego State	63
W 68 Fresno State	60
W 55 Long Beach State	54
L 65 @Pacific	73
W 72 @San Jose State	56
W 67 San Jose State	66
W 54 Pacific	42
W 71 San Diego State	61
L 66 @Long Beach St. OT	68
L 65 @Fresno State	74
L 64 *@Pacific	72
(Won 15, Lost 10)	
PCAA Co-Champs	

1976-77

Coach: Bobby Dye

CSF	OPP
W 87 @CSU Northridge	56
L 80 @Arizona	91
L 72 Loyola Marymount	79
W 81 Chapman College	63
W 89 %South Alabama	71
W 74 %Azusa Pacific	35
L 51 @Oregon	61
L 63 @Wichita State	70
W 74 Rice	62
W 74 UC Irvine	55
W 77 @UC Santa Barbara	66
W 83 CSU Los Angeles	66
W 80 @Chapman College	68
L 70 San Diego State	73
W 84 San Jose State	64
W 72 Pacific	53
L 67 @Long Beach State	74
W 72 @Fresno State	70
L 59 @San Diego State	61
W 80 UC Santa Barbara	72
W 68 Fresno State	54
W 78 Long Beach State	73
L 78 @Pacific	84
L 61 @San Jose State	80
W 79 *Pacific	68
L 64 *Long Beach St. OT	65
(Won 16, Lost 10)	

1977-78

Coach: Bobby Dye

CSF	OPP
L 61 @Oregon	69
W 87 CSU Los Angeles	72
W 98 Chapman College	72

L 62 %William & Mary	67
W 80 @BYU	75
W 65 Wisc. Parkside OT	59
W 74 Boise State	57
W 77 Aurora College	47
W 92 %Cal State L.A.	77
W 80 @Portland State	62
W 70 @Chapman College	64
L 85 Illinois State	88
W 56 UC Santa Barbara	54
W 88 @UC Irvine	59
W 81 San Jose State	66
W 79 Pacific	61
L 69 @San Diego State	94
W 83 Long Beach State	81
L 47 @Fresno State	55
W 54 Fresno State	48
L 84 @Long Beach State	88
L 70 San Diego State	76
L 62 @Pacific	71
W 80 @San Jose State	78
W 83 UC Irvine	75
W 85 @UC Santa Barbara	67
W 88 *San Jose State	78
W 64 *San Diego State	50
W 64 *Long Beach State	53
W 90 #New Mexico	85
W 75 #USF	72
L 58 #Arkansas	61
(Won 23, Lost 9)	

1978-79

Coach: Bobby Dye

CSF	OPP
W 70 No. Arizona OT	58
W 64 Wisconsin Parkside	50
W 91 @Boise State	74
L 89 @Michigan State	92
W 109 Portland State	92
W 98 %Eastern Montana	53
W 67 @Pepperdine	65
W 69 Creighton (A)	64
L 76 @Utah	83
L 85 %Portland	105
W 85 %LaSalle	75
W 109 MacMurray College	65
W 76 @UC Santa Barbara	62
W 81 @Long Beach OT	77
W 65 Fresno State	57
W 81 Pacific	63
W 73 @UC Irvine	57
W 76 UC Irvine	55
L 70 @Utah State	85
L 80 @San Jose State	84
L 72 San Jose State	75
L 64 Utah State	66
L 52 @Pacific	62
L 62 @Fresno State	70
L 69 Long Beach St. (A)	70
W 81 UC Santa Barbara	76
L 70 *Long Beach State	79
(Won 16, Lost 11)	

1979-80

Coach: Bobby Dye

CSF	OPP
W 74 @No. Arizona OT	73
W 84 Portland	80
L 53 @Utah	65
L 75 %Richmond	84
L 64 @BYU	80
L 70 @Creighton	86
W 68 @San Diego State	53
L 67 Loyola Marymount	77
W 76 Jackson State	68
L 69 %Pittsburgh	80
W 71 %Ohio	49
W 66 Occidental	41
L 67 UC Santa Barbara	80
L 40 @Long Beach State	51
L 54 @Fresno State	61
L 56 @Pacific	74

W 68 UC Irvine	53
W 63 @UC Irvine	62
W 96 @Utah State	88
L 69 @San Jose State	72
L 58 San Jose State	66
L 67 Utah State (A)	69
L 69 Pacific	76
L 60 Fresno State	74
L 75 Long Beach St. (A)	80
W 66 @UC Santa Barbara	58
L 58 *Pacific	70
(Won 10, Lost 17)	

1980-81

Coach: George McQuam

CSF	OPP
L 65 @Portland	100
W 86 Portland State	81
L 42 Michigan State (A)	58
L 85 @Loyola Marymount	90
L 64 San Diego State (A)	70
L 48 @Portland State	60
L 71 UNLV (A)	85
W 88 Loyola Marym't (A)	75
L 78 %Oregon OT	82
L 70 %Utah	76
L 57 %Princeton	60
L 61 Wisc. Parkside OT	69
L 84 @UC Irvine	99
L 56 @Long Beach State	71
L 43 San Jose State	49
L 67 Utah State (A)	68
L 56 @UCSB OT	57
L 58 UCSB OT	64
L 66 @Pacific	71
L 52 @Fresno State	72
L 30 Fresno State (A)	51
W 76 Pacific	75
L 73 @Utah State	77
L 41 @San Jose State	59
W 60 Long Beach State	47
L 69 UC Irvine	75
L 54 *San Jose State	63
(Won 4, Lost 23)	

1981-82

Coach: George McQuam

CSF	OPP
L 66 BYU (A)	81
W 75 Chapman Col. OT	74
W 74 Cal Poly Pomona	57
L 62 @Northern Arizona	72
L 59 %St. Joseph (PA)	63
W 97 %Grambling	60
L 51 %Evansville	62
W 79 %Texas-Arlington	75
L 62 Portland	63
W 75 Spring Arbor	55
L 67 %Wichita State	70
L 50 %Michigan State OT	51
W 64 %Bradley	62
L 76 @Pepperdine	95
W 86 Loyola Marymount	77
L 49 @UC Irvine	50
L 56 @Long Beach State	59
W 61 San Jose State	50
L 40 Fresno State	43
W 42 @UC Santa Barbara	41
W 70 UC Santa Barbara	59
W 74 @Pacific	65
W 72 @Utah State	68
W 82 Pacific	65
W 66 Utah State	63
L 57 @San Jose State	62
L 51 @Fresno State	71
W 68 UC Irvine 3OT	62
W 77 Long Beach State	76
W 64 *Pacific	52
W 62 *UC Irvine	61
L 57 *Fresno State	69
(Won 18, Lost 14)	

1982-83

Coach: George McQuam

CSF	OPP
W 97 Northern Arizona	55
W 92 Chapman College	75
W 77 @Loyola Marymount	58
L 61 @Wichita State	82
W 104 CSU Sacramento	75
W 69 Howard	51
W 55 @Portland	54
W 58 @Idaho State	45
L 60 %Auburn	69
W 68 %Niagara	50
W 85 Pepperdine	74
W 86 UC Irvine	76
W 90 Long Beach State	60
L 60 @San Jose State	73
W 62 @Pacific	56
L 71 @UNLV	76
W 56 Fresno State	53
W 77 San Jose State	57
W 79 @Long Beach State	65
W 98 @UC Irvine (A)	74
W 84 @UC Santa Barbara	58
L 59 @Utah State	67
W 90 Pacific	62
W 86 UNLV	78
W 75 Utah State	71
W 81 UC Santa Barbara	60
L 72 @Fresno State	94
L 59 *Long Beach State	61
L 83 \$@Arizona State	87
(Won 21, Lost 8)	

1983-84

Coach: George McQuam

CSF	OPP
W 78 %McNeese State	66
W 90 @Hawaii	60
W 67 @Arizona	66
W 95 Cal Poly Pomona	51
W 76 %Centenary	74
L 46 @Montana	60
W 83 Texas-San Antonio	65
W 91 Idaho State	71
L 65 @Pepperdine	66
W 71 Saint Mary's	53
W 83 Western Illinois	62
W 82 Utah State	65
W 72 San Jose State	62
W 67 @Pacific	59
W 53 @Fresno State	51
L 50 @Long Beach 4OT	52
W 68 UC Santa Barbara	56
L 80 UC Irvine	81
L 75 UNLV OT	82
L 49 @San Jose State	50
L 66 @Utah State	71
L 63 @New Mexico State	76
L 68 Fresno State 2OT	69
W 67 Pacific	49
W 77 @UC Santa Barbara	57
L 62 @UNLV OT	74
W 73 Long Beach State	51
L 81 New Mexico State	82
L 69 @UC Irvine	72
L 51 *Fresno State	53
(Won 17, Lost 13)	



ANNUAL RESULTS

1984-85

Coach: George McQuam

CSF	OPP
W 51 @Saint Mary's	50
L 64 @Texas-San Antonio ..	72
L 69 Loyola Marymount ..	73
L 53 Portland	54
W 75 UC Riverside	60
L 59 Montana	60
W 81 Pepperdine	75
W 66 %Colorado St. OT ..	64
L 56 @Nevada	66
L 63 @New Mexico State ..	70
W 82 @CSU Long Beach ..	71
L 92 San Jose State 4OT ..	97
W 73 Utah State	72
W 89 @UC Irvine	80
L 69 @UNLV	83
W 80 UC Santa Barbara ..	72
W 51 @San Jose State ..	46
W 84 New Mexico State ..	53
W 69 CSU Long Beach ..	60
W 52 Fresno State	51
L 69 @UC Santa Barbara ..	85
W 86 Pacific	64
L 63 @Utah State	73
L 69 UNLV	78
L 53 @Fresno State	67
W 79 @Pacific	59
W 74 UC Irvine	74
W 9 *UC Irvine	68
W 36 *Fresno State	54
L 61 *UNLV	79
(Won 17, Lost 13)	

1985-86

Coach: George McQuam

CSF	OPP
L 76 @Hawaii	79
W 84 @BYU Hawaii	66
L 80 @Hawaii Pacific	84
W 76 %Loyola Marymount ..	71
L 66 @Utah	80
W 78 Univ. of San Diego ..	66
W 80 Texas Tech	67
W 117 U.S. International ..	94
W 99 @Loyola Marymount ..	79
W 91 Seattle	39
L 45 @Portland	59
L 64 @Pepperdine	67
L 61 New Mexico St. OT ..	68
W 85 Long Beach St. OT ..	80
L 76 @Utah State OT	82
W 41 @San Jose State	40
L 46 @Pacific	50
W 66 UC Irvine	54
L 51 UNLV	62
L 39 @UC Santa Barbara ..	52
L 57 @New Mex. St. OT ..	59
W 75 @CSU Long Beach ..	58
W 67 @Fresno State	58
L 54 Fresno State	61
L 68 Utah State	74
W 57 San Jose State	54
L 83 @UNLV	92
W 66 UC Santa Barbara ..	62
L 77 Pacific OT	85
W 78 @UC Irvine	68
W 66 *UC Irvine	58
L 65 *UNLV	75
(Won 16, Lost 16)	

1986-87

Coach: George McQuam

CSF	OPP
L 69 @Texas Tech	70
W 83 CSU Bakersfield	46
W 100 Southern Utah	58
W 56 %Texas Christian ..	48
V 59 @BYU	56
W 80 Pepperdine	60
W 75 Washington	55
W 88 Loyola Marymount ..	65
L 71 @UCLA	72
W 65 @Fresno State	47
L 55 @Pacific	58

L 47 UC Santa Barbara	55
L 70 UC Irvine	76
L 65 UNLV	73
L 95 @Utah State 2OT ..	96
L 53 @San Jose State	62
W 59 Pacific	56
W 58 Fresno State	46
W 62 San Jose State	60
W 66 @New Mexico St. OT	58
W 80 @CSU Long Beach ..	65
L 64 @UNLV	74
L 69 @UC Irvine OT	78
W 94 Utah State	71
L 58 @UC Santa Barbara ..	69
W 63 New Mexico State ..	59
W 72 CSU Long Beach	67
W 92 *UC Irvine	81
L 65 *UNLV	99
L 68 %@California OT ..	72
(Won 17, Lost 13)	

1987-88

Coach: George McQuam

CSF	OPP
L 66 @Montana	71
L 77 @Weber State	81
W 85 Portland	66
L 57 @New Orleans	80
W 67 Utah	43
L 71 @Pepperdine	80
W 71 Univ. of San Diego ..	59
L 65 @UCLA	74
W 106 Brown	60
L 69 @CSU Long Beach ..	76
L 37 @New Mexico State ..	41
L 73 UC Irvine	81
L 55 UC Santa Barbara ..	67
L 57 UNLV	63
L 72 @Utah State	75
L 60 @San Jose State	65
W 75 Pacific	60
W 64 Fresno State OT	57
L 56 @UC Santa Barbara ..	57
L 65 @UC Irvine	70
L 61 @UNLV	77
W 63 San Jose State	51
W 80 Utah State	77
L 54 @Fresno State	57
W 72 @Pacific	60
W 61 New Mexico State ..	59
W 79 CSU Long Beach	70
W 73 *Fresno State	59
L 56 *UNLV	61
(Won 12, Lost 17)	

1988-89

Coach: John Sneed

CSF	OPP
W 59 @Utah	57
L 67 Pepperdine	71
W 68 @Univ. of San Diego ..	66
W 90 Sonoma State	64
W 71 @Portland	65
W 81 Northeastern	68
L 77 Weber State	88
L 65 New Orleans 2OT ..	66
L 61 Saint Mary's	68
L 60 New Mexico State ..	65
L 66 CSU Long Beach	83
L 59 @UC Santa Barbara ..	69
L 63 @UNLV	66
W 82 San Jose State	60
W 96 Utah State	87
W 79 @Pacific OT	75
L 44 @Fresno State	65
L 73 UC Irvine	77
W 74 UC Santa Barbara ..	69
W 93 UNLV OT	92
W 78 @UC Irvine	75
L 80 @Utah State	90
W 70 @San Jose State OT ..	69

W 72 Pacific	69
W 71 Fresno State	56
L 56 @New Mexico State ..	60
W 68 @Long Beach OT ..	66
W 87 *Utah State OT	86
L 83 *UNLV	99
(Won 16, Lost 13)	

1989-90

Coach: John Sneed

CSF	OPP
W 104 Lamar	67
W 89 West Texas State	74
W 85 @Saint Mary's	65
W 84 Tulsa	58
W 81 CSU Northridge	70
L 55 @Colorado State	84
L 75 @UCLA	87
W 77 %Middle Tenn. State ..	69
L 51 %Wyoming	69
L 66 @UNLV	94
L 82 @Utah State OT	83
W 73 Fresno State	65
W 76 Pacific	73
L 60 @San Jose State	66
W 90 @Long Beach State ..	79
L 58 @New Mexico State ..	75
W 82 UC Irvine	55
L 64 @UCSB OT	72
W 90 San Jose State OT ..	84
W 88 Utah State	77
L 65 @Fresno State	73
L 73 @Pacific	78
L 70 UC Santa Barbara ..	75
L 62 New Mexico State ..	65
L 69 Long Beach St. OT ..	70
L 76 @UC Irvine	94
L 85 UNLV	103
W 82 *UC Irvine	63
L 93 *UNLV	115
(Won 13, Lost 16)	

1990-91

Coach: John Sneed

CSF	OPP
L 86....@Lamar	95
L 83....@Tulsa	89
W 79....Butler	76
W 84....@USF	60
W 69....@Pepperdine OT ..	66
W 109....Miss'ippi Valley St.	100
W 91....Portland	84
W 86....Chapman	66
W 62....Colorado State	60
W 91....@Fresno State	88
L 67....@UNLV	98
W 93....Utah State	91
W 91....San Jose State	78
L 73....@Pacific OT	75
L 70....@San Jose State	80
W 89....New Mexico State ..	81
L 76....Long Beach State ..	94
L 55....@UC Santa Barbara ..	76
L 87....@UC Irvine	92
L 63....@Utah State	74
W 77....Pacific	74
W 100....Fresno State OT ..	98
L 74....@New Mexico State ..	80
L 83....@Long Beach State ..	88
L 92....UC Irvine	96
W 76....UC Santa Barbara ..	61
L 83....UNLV	104
L 67....*Pacific	74
(Won 14, Lost 14)	

1991-92

Coach: John Sneed

CSF	OPP
W 93....USF	84
L 83....@Butler	100
L 57....@Eastern Illinois ..	58
L 69....Pepperdine	79
W 98....@Portland	94
W 82....CSU Northridge	61
L 80....@UCLA	86
W 70....Drake	58
L 67....@Houston	83
L 74....UNLV	86
L 83....@Fresno State	88
L 72....@Utah State	89
W 86....UC Irvine	83
L 58....UC Santa Barbara ..	64
W 78....Long Beach St. OT ..	77
W 76....@San Jose State ..	64
L 69....@Pacific	73
L 67....New Mexico State ..	69
W 111....Utah State OT	99
W 97....Fresno State	79
W 86....UC Irvine	68
L 47....@UNLV	76
L 71....@Long Beach State ..	85
L 58....@UC Santa Barbara ..	68
W 76....Pacific	72
W 82....San Jose State	65
L 60....@New Mexico State ..	63
L 71....*Long Beach State ..	77
(Won 12, Lost 16)	

1992-93

Coach: Brad Holland

CSF	OPP
W 82....Saint Mary's	62
W 66....@Northern Iowa	55
L 73....@Drake	86
W 75....@CSU Northridge ..	68
W 86....Eastern Illinois	68
W 92....Chapman	71
L 82....@UCLA	90
L 65....@UNLV	78
L 67....@New Mexico State ..	78
W 81....Nevada	62
W 91....Utah State	71
W 61....@UC Irvine	59
L 58....@Long Beach State ..	72
W 72....@UC Santa Barbara ..	68
W 66....San Jose State	61
W 71....Pacific	58
L 61....@Utah State	86
W 72....@Nevada	60
L 63....Houston	77
L 86....UC Irvine	88
W 68....Long Beach State ..	61
W 66....UC Santa Barbara ..	64
L 53....@Pacific	56
L 58....@San Jose State	60
L 70....New Mexico State ..	78
W 84....UNLV	83
L 68....*Long Beach State ..	80
(Won 15, Lost 12)	

1993-94

Coach: Brad Holland

CSF	OPP
L 62....@Wyoming	80
W 80....Concordia	66
L 75....@Saint Mary's	78
L 73....Utah	76
L 69....@Colorado	79
L 70....@Colorado State	87
L 57....Northern Iowa	71
W 85....Oklahoma Baptist ..	71
L 71....UC Irvine	77
L 66....UNLV	77
L 64....New Mexico State ..	77
L 50....@Utah State	59
W 74....@Nevada	70

L 63....San Jose State	69
L 69....Pacific OT	76
W 66....@UC Santa Barbara ..	57
L 69....@Long Beach State ..	91
L 66....@Pacific	97
L 82....@San Jose State	84
W 97....Nevada	72
L 52....Utah State	59
W 84....@UNLV	75
L 68....@New Mexico State ..	85
W 101....@UC Irvine	95
L 87....Long Beach State ..	96
W 79....UC Santa Barbara ..	63
L 64....*Nevada	68
(Won 8, Lost 19)	

1994-95

Coach: Bob Hawking

CSF	OPP
W 80....CSU Northridge	71
L 65....%Santa Clara	79
L 68....%Texas-Arlington ..	74
L 65....@UCLA	99
W 82....@UNLV	80
W 83....San Diego State OT ..	73
L 82....USF OT	90
L 63....@Utah	84
L 77....@Loyola Marymount ..	80
W 74....@UC Irvine	68
L 58....@New Mexico State ..	66
L 73....Utah State	84
L 82....Nevada	95
W 69....@San Jose State	60
L 62....@Pacific	78
W 62....UC Santa Barbara ..	61
L 70....Long Beach State ..	79
L 74....New Mexico State ..	106
L 53....UNLV	69
L 77....@Nevada	91
L 71....@Utah State	103
W 69....Pacific	63
L 77....San Jose State	86
L 57....@Long Beach State ..	73
L 69....@UC Santa Barbara ..	80
L 83....UC Irvine	91
L 69....*UC Irvine	76
(Won 7, Lost 20)	

1995-96

Coach: Bob Hawking

CSF	OPP
L 63....@UCLA	79
L 76....@CSU Northridge	77
W 85....@San Diego St. OT ..	83
L 57....Gonzaga	83
L 63....Loyola Marymount ..	67
L 53....@USF	72
L 58....@Utah	108
L 62....Montana	70
L 77....San Jose State	88
W 79....Pacific OT	69
L 62....@UC Santa Barbara ..	65
L 66....@Long Beach State ..	79
W 81....UC Irvine	73
W 64....UNLV	61
W 85....New Mexico State ..	72
L 49....@Utah State	73
L 70....@Nevada	89
L 56....Long Beach State ..	73
L 72....UC Santa Barbara ..	85
L 75....@UC Irvine	85
W 68....@New Mexico St. ..	63
L 59....@UNLV	68
L 66....Nevada OT	71
L 53....Utah State	66
L 63....@Pacific	87
L 80....@San Jose State	90
(Won 6, Lost 20)	



RECORDS VS. OPPONENTS

	W	L		W	L		W	L
Arizona	1	2	Kansas State	0	1	San Diego Navy	1	0
Arizona State	0	1	Lamar	1	1	San Diego State	8	19
Arkansas	0	1	LaSalle	1	0	San Francisco, U. of	3	2
Auburn	0	1	La Verne	3	0	San Francisco State	0	2
Aurora College	1	0	Lewis & Clark	1	0	San Jose State	23	23
Azusa Pacific	3	0	Long Beach State	27	43	Santa Clara	0	1
Biola	1	0	Loyola Marymount	8	8	Seattle	1	0
Boise State	2	2	Luke AFB	1	0	Seattle Pacific	3	0
Bradley	1	0	MacAlester College	0	1	Sonoma State	1	0
Brown	1	0	MacMurray College	1	0	South Alabama	1	0
BYU Hawaii	1	0	McMurray State	1	0	So. Calif. College	2	0
BYU	2	3	McNeese State	1	0	Southern Illinois	0	1
Butler	1	1	Michigan State	0	4	Southern Methodist	0	1
California	0	1	Middle Tennessee St.	1	0	Southern	1	0
Cal Lutheran	0	1	Mississippi Valley St.	1	0	Southern Utah	2	0
Cal Poly Pomona	17	16	Missouri	0	1	Spring Arbor	1	0
Cal Poly SLO	9	14	Montana	0	6	Stanislaus State	4	1
Cal Tech	1	0	Montana State	0	1	Stetson	1	0
Calvin College	1	0	Nebraska	0	1	Tahoe Paradise	2	0
Centenary College	1	0	Nevada	4	6	Texas Arlington	2	1
Central Michigan	1	0	New Mexico	1	0	Texas Christian	1	0
Chapman University	28	14	New Mexico State	7	19	Texas San Antonio	1	1
Chico State	0	1	New Orleans	0	2	Texas Tech	1	1
Claremont-Mudd	1	0	Niagara	1	0	Toledo	0	1
Colorado	0	1	Northeastern	1	0	Tulsa	1	3
Colorado State	2	5	Northern Arizona	4	1	UC Davis	1	0
Concordia (CA)	1	0	Northern Illinois	0	1	UC Irvine	32	29
Connecticut	0	1	Northern Iowa	1	1	UCLA	0	7
Creighton	1	2	Northern Michigan	0	1	UC Riverside	8	7
CSU Bakersfield	5	2	North Texas	0	2	UC Santa Barbara	22	18
CS Dominguez Hills	1	0	Occidental	4	0	UC San Diego	1	1
CSU Hayward	3	0	Ohio	1	0	UNLV	7	32
CSU Los Angeles	9	15	Oklahoma Baptist	1	0	U.S. International	4	6
CSU Northridge	21	18	Oklahoma State	1	1	USMC Depot	0	2
CSU Sacramento	3	4	Oral Roberts	0	1	Utah	2	7
Drake	1	2	O. C. All-Stars	1	0	Utah State	14	24
Eastern Illinois	1	1	Oregon	0	3	Washington	1	0
Eastern Montana	1	0	Pacific	27	23	Weber State	1	3
Edinboro State	0	1	Pasadena College	2	2	West Texas State	1	0
Evansville	0	1	Pasadena Nazarene	1	0	Western Illinois	1	0
Fresno State	22	29	Pepperdine	5	6	Western Washington	1	0
Gonzaga	0	1	Phibac	1	1	Westmont	4	2
Graceland College	1	0	Pittsburgh	0	1	Westminster (PA)	0	1
Grambling	1	1	Portland	6	5	Westminster (UT)	1	0
Grand Canyon College	1	0	Portland State	3	1	Whittier College	1	1
Hastings College	0	1	Princeton	0	1	Wichita State	0	3
Hawaii	1	1	Providence College	0	1	William & Mary	0	1
Hawaii Pacific	0	1	Redlands	8	5	Wisconsin Parkside	2	1
Houston	0	2	Rice	1	0	Wyoming	0	3
Howard	1	0	Richmond	1	1	Totals	470-	518
Humboldt State	3	0	Saint Mary's (CA)	4	2			
Idaho State	3	2	St. Joseph (PA)	0	1			
Illinois State	0	1	San Diego, Univ. of	15	8			
Jackson State	1	0	San Diego Marines	2	0			

bold face = 1996-97 opponent



ALL-TIME DIV. I ROSTER


(Players who appeared in at least one game beginning with the 1974-75 season)

PLAYER	Conference Season
Adair, Bobby	'88
Ahsmuhs, Kevin	'91, '92
Alfafa, Jerry	'81
Amos, Fred	'94, '95
Anderson, Keith	'76, '77, '78, '79
Anderson, Michael	'81, '82
Anderson, Van	'88, '89, '90
Baker, Lamar	'82
Ball, Lance	'80, '81
Barrios, George	'78, '79, '80, '81
Bell, John	'81
Bell, Marcus	'91
Bernard, DiJon	'93
Berry, Franklin	'79, '80
Bloodworth, Michael	'91
Blow, Vincent	'85, '86, '87, '88
Boagni, Kerry	'85, '86
Bogdanowicz, Jim	'75
Bonner, Duane	'75
Boothe, Bob	'82, '83
Boskovich, Paul	'75


PLAYER	Conference Season
Fletcher, Darnell	'84
French, James	'94, '95
Frigout, David	'94, '95
Fruhworth, Al	'75, '76
Fuller, Craig	'83
Gilbert, Paul	'79
Gilreath, David	'81, '82
Green, J.D.	'91, '92
Green, Victor	'81, '82
Hall, John	'81, '83
Hamilton, Alexander	'86, '87
Harrison, Dave	'95
Hart, Jason	'90
Hawthorne, George	'82
Heenan, Kevin	'76, '77, '78, '79
Henderson, Kevin	'84, '85, '86

PLAYER	Conference Season
Little, Darren	'94
Logan, Jeff	'83
Losner, Bob	'76
McCarthy, Steve	'78
Metoyer, Sharif	'93
Miller, Bill	'76, '77
Miller, R.	'77
Miller, Oval	'87, '88
Mixon, Ricky	'82, '83
Moeller, Gary	'84, '85
Moody, David	'86, '87, '88, '89
Moos, Randal	'88, '89
Morgan, Tom	'78, '79, '80
Morton, Richard	'85, '86, '87, '88
Nash, Gary	'75
Nayab, Ali	'96
Neal, Tony	'82, '83, '84, '85
Neeley, Joe	'89
Ng, David	'96
Niles, Mike	'77, '78, '79
Overton, Chuck	'95, '96
Palm, Greg	'78
Parada, Tom	'90, '91
Patterson, Darrell	'82


PLAYER	Conference Season
Shannon, Bill	'77
Shaw, Steve	'77, '78
Sheahan, Casey	'93
Shepard, DeWayne	'83, '85
Small, Joe	'91, '92
Smith, Dennis	'80
Smith, Rodney	'87
Spears, Kenny	'85
St. Clair, Chris	'94, '95, '96
Standley, Bryant	'85
Stephens, Keith	'81, '82
Sunderland, Aaron	'92, '93
Sykes, John	'88, '89, '90
Turner, Henry	'85, '86, '87, '88
Toliver, Andre	'92, '93
Vaughn, Marlon	'88, '89, '90
Vernon, Greg	'91, '92, '93, '94
Vetter, Darrell	'82
Ward, Agee	'90, '91, '92
Wear, Dave	'81
Webster, Herman	'86, '87
Welch, Jerome	'77
Wight, Tom	'80
Wilhie, Aaron	'90, '91
Wilkes, Johnny	'83, '84
Williams, Benson	'88
Williams, Carl	'84
Williams, Jeff	'78
Williams, John	'95
Williams, John	'96




Bowen, Bruce	'90, '91, '92, '93
Bowland, Kevin	'79
Bunch, Greg	'75, '76, '77, '78
Burt, Reggie	'77
Caldwell, Ron	'90, '91
Calvin, Brent	'88, '89
Ceballos, Cedric	'89, '90
Ceballos, Chris	'86, '87
Cherry, Doug	'81
Clardy, Patrick	'85
Clarke, Jeff	'83
Corvin, Tom	'78
Crane, Dareck	'90
Dade, Chris	'95, '96
Daniels, Donny	'75, '76
Davis, Gary	'82, '83, '84, '85
Davis, Kerry	'76, '77
Davis, Stan	'80
Dwyer, Tim	'75, '76
Elwood	'77
Fish, Bill	'83



Hill, Mark	'89, '90
Hill	'75
Hinkle, Andy	'95, '96
Hooper, Ray	'93
Horger, John	'75, '76
Jackson, Eugene	'85, '86, '87, '88
Jarrett, Kenroy	'96
Jones, Andrew	'75, '76
Jones, Derek	'87, '89
Jones, Ozell	'83, '84
Kemp, Kim	'92, '93
Kerian, Jason	'91
King, Josh	'94
Knight, Michael	'80
LaVallee, Bruce	'80
Leary, Don	'93
Lewis, Rashone	'89
Linden, Mike	'78



Peterson, Winston	'94, '95
Pitts, Carl	'86
Polee, Richard	'79
Rassloff, Dirk	'96
Ray, Stan	'80
Ree, Tyrone	'87, '88
Richardson, Mark	'96
Roberts, Calvin	'79, '80
Robinson, Danny	'94, '95
Rohde, Dave	'78, '79
Roper, Daryl	'77, '78, '79, '80
Samuelson, Jon	'84
Satalowich, Todd	'92, '93, '94
Seeley, Oliver	'83, '84




Williams, Sean	'92, '93
Williamson, Tee	'86
Williams, Wayne	'89, '90, '91
Wood, Brian	'92
Wood, Leon	'82, '83, '84
Woolridge, Chauncey	'92
Wright, DeVaughn	'95, '96
Wright, Steve	'75
Yezbak, George	'84, '85
Young, Taras	'75



TITANS IN THE N.B.A.

Cal State Fullerton has been well represented at the professional level despite the relative youth of the intercollegiate basketball program. Seven Titans have been drafted in the past 14 years and several more players have signed as free agents with the National Basketball Association.

The most prominent Titan of late has been forward Cedric Ceballos of the Los Angeles Lakers. He has become one of the league's top scorers and made the NBA All-Star team for 1994-95 but was unable to play due to an injury.



Cedric Ceballos of the L.A. Lakers

During four years with the Phoenix Suns, he was known primarily for two things: winning the NBA slam-dunk contest in 1992 with his blind-folded "hocus pocus" act and scoring a phenomenal number of points when Charles Barkley was injured. Ceballos' absence due to another injury may have swung the tide toward the Chicago Bulls in the 1994 playoffs.

A Fullerton teammate of Ceballos' -- forward Bruce Bowen -- was invited to camp last Fall

with the Cleveland Cavaliers after two productive and profitable seasons in France.


The Titans hit it big in 1984 when two players made NBA rosters -- guard Leon Wood with Philadelphia and center Ozell Jones with San Antonio. Each was subsequently traded more than

once. Wood completed a 6-year NBA career with Sacramento on Christmas Eve, 1990. He played last in the CBA and in France and toured with Magic Johnson's All-Stars. He recently launched a career as a referee. Wood began his post-Titan career as the point guard on the United States' gold-medal 1984 Olympic team under Coach Bob Knight.

Other former Titans in and out of the NBA and CBA during the past few years were 1988 graduates Richard Morton and Henry Turner. Morton started the 1988-89 season with Indiana and later played with Golden State. Turner, who was a teammate of Morton's in the CBA, spent much of the 1989-90 season with Sacramento. Morton was one of the top scorers in the CBA the past few seasons and has made the league's all-star team.

Guard Aaron Sunderland, a 1993 product, has done well in the CBA and 1994-95 products Winston Peterson and David Frigout are playing in Europe. J. D. Green (1990-92) has become a star in Australia.

Other Titans to play in the NBA include guard Kevin Henderson, who played with Golden State and Cleveland; forward Mike Niles with Phoenix; and forward Greg Bunch with the New York Knicks. Foreign leagues have featured center Herman (Demone) Webster, forward Kerry Boagni and sharpshooter Kevin Heenan to name a few. Other players drafted in the 1980s were Ricky Mixon



Greg Bunch played with the New York Knicks in 1979.

(Lakers), Tony Neal (Lakers) and Boagni (Utah Jazz).

Sean Williams has gained fame first as an actor (Blue Chips) and recently as a member of the Harlem Globetrotters, for whom he gained the Guinness Book of World Records by dunking on a basket 11 feet, 8 inches off the floor.

Titan Career Stats of NBA Players/Drafts

Greg Bunch -- New York Knicks, 1978, 2nd round

Years	G	FG-Att	Pct.	FT-Att	Pct.	Reb.	Avg. Pts.	Avg.
'75-78	100	597-1124	.537	295-422	.699	785	7.9	1489 15.0

Ricky Mixon -- Los Angeles Lakers, 1983, 8th round

'82-83	59	396-827	.478	60-76	.789	89	1.5	855 14.5
--------	----	---------	------	-------	------	----	-----	----------

Ozell Jones -- San Antonio Spurs, 1984, 4th round

'83-84	58	263-487	.540	96-188	.511	479	8.3	622 10.7
--------	----	---------	------	--------	------	-----	-----	----------

Leon Wood -- Philadelphia 76ers, 1984, 1st round

'82-84	91	654-1366	.479	540-666	.811	207	2.3	1876 20.6
--------	----	----------	------	---------	------	-----	-----	-----------

Tony Neal -- Los Angeles Lakers, 1985, 6th round

'82-85	117	546-1094	.499	235-439	.535	1115	9.5	1327 11.3
--------	-----	----------	------	---------	------	------	-----	-----------

Kerry Boagni -- Utah Jazz, 1986, 5th round

'85-86	56	285-677	.421	59-87	.678	246	4.4	657 11.7
--------	----	---------	------	-------	------	-----	-----	----------

Kevin Henderson -- Cleveland Cavaliers, 1986, 3rd round

'84-86	73	368-721	.510	205-271	.756	144	2.0	981 13.4
--------	----	---------	------	---------	------	-----	-----	----------

Richard Morton -- Indiana Pacers, 1988, free agent

'85-88	113	642-1417	.453	281-347	.810	292	2.6	1705 15.1
--------	-----	----------	------	---------	------	-----	-----	-----------

Henry Turner -- Seattle Supersonics, 1988, free agent

'85-88	114	513-1099	.467	278-413	.673	630	5.5	1329 11.7
--------	-----	----------	------	---------	------	-----	-----	-----------

Cedric Ceballos -- Phoenix Suns, 1990, 2nd round

'89-90	58	488-1054	.463	261-389	.671	618	10.7	1284 22.1
--------	----	----------	------	---------	------	-----	------	-----------

Bruce Bowen -- Cleveland Cavaliers, 1995, free agent

'90-93	101	384-887	.433	344-495	.695	559	5.5	1155 11.4
--------	-----	---------	------	---------	------	-----	-----	-----------



Leon Wood with the New Jersey Nets



INDIVIDUAL, GAME

Most Points: 45, Jon Brettman vs. Luke AFB, 12/12/60
Most Points (Div I): 38, Richard Morton vs. UC Irvine, 1/7/88;
Most Field Goals: 21, Jon Brettman vs. Luke AFB, 12/12/60
Most FGs (Div. I): 15, Leon Wood vs. UCI, 3/3/84;
 Cedric Ceballos at UCSB, 1/29/90
Most Field Goal Attempts: 34, Leon Wood, vs. Fresno State, 2/9/84
Best Field Goal Percentage: 1.000 (10 of 10), Tom Morgan
 vs. Utah State, 1/31/80
Most 3-Point Field Goals: 8, Mark Hill vs. CS Northridge, 12/16/89
 Don Leary at UCLA, 12/30/92
Most 3-Point Field Goal Attempts: 18, Mark Hill at UNLV, 1/3/90
Best 3-Point FG Percentage: .875 (7 of 8), Chris Dade
 vs. UC Irvine 1/13/96
Most Free Throws: 17, Leon Wood vs. Texas-Arlington, 12/19/81
Most Free Throw Attempts: 22, Leon Wood
 vs. Texas-Arlington, 12/19/81
Best FT Percentage: 1.000 (14 of 14), Kevin Henderson
 vs. Texas Tech, 12/5/85
Most Rebounds: 27, Kerry Davis vs. Central Michigan, 12/15/75
Most Assists: 21, Leon Wood vs. Long Beach State, 1/8/83;
 vs. UCSB, 3/3/83
Most Blocked Shots: 8 Steve Shaw vs. Long Beach State, 3/4/78
Most Steals: 9, Cedric Ceballos vs. San Jose State, 1/19/89

INDIVIDUAL, SEASON

Most Points: 719, Leon Wood, 1983-84
Best Scoring Average: 27.4, Leonard Guinn, 1963-64
Best Scoring Average (Div. I): 24.0, Leon Wood, 1983-84
Most Field Goals: 259, Edgar Clark, 1961-62
Most Field Goal Attempts: 589, Edgar Clark, 1961-62
Best Field Goal Percentage: .594 (111 of 187),
 Herman Webster, 1985-86
Most 3-Point Field Goals: 89, Don Leary, 1992-93
Most 3-Point Field Goal Attempts: 201, Don Leary, 1992-93
Best 3-Point Field Goal Percentage: .443,
 Don Leary (89 of 201), 1992-93
Most Free Throws Made: 211, Leon Wood, 1983-84
Most Free Throw Attempts: 257, Leon Wood, 1983-84
Best Free Throw Percentage: .876 (78 of 89), Joe Small, 1991-92
Most Consecutive Free Throws: 37, Kevin Henderson, 1985-86
Most Fouls: 111, Tony Neal, 1983-84
Most Rebounds: 362, Cedric Ceballos, 1989-90
Best Rebound Average: 12.5, Cedric Ceballos, 1989-90
Most Assists: 319, Leon Wood, 1982-83
Best Assist Average: 11.0, Leon Wood, 1982-83
Most Turnovers: 115, Leon Wood, 1981-82
Most Blocked Shots: 66, Sean Williams, 1992-93
Most Steals: 74, Tony Neal, 1984-85

INDIVIDUAL, CAREER

Most Points: 1,876, Leon Wood, 1981-84
Best Scoring Average: 22.1, Cedric Ceballos, 1988-90
Most Field Goals: 654, Leon Wood, 1981-84
Most Field Goal Attempts: 1,477, Leon Wood, 1981-84
Best Field Goal Percentage: .573, Herman Webster, 1985-87
Most 3-Point Field Goals: 145, Mark Hill, 1988-90
Most 3-Point Field Goal Attempts: 366, Mark Hill, 1988-90
Best 3-Point Field Goal Percentage: .402 (140 of 348),
 Richard Morton, 1984-88
Most Free Throws: 540, Leon Wood, 1981-84
Most Free Throw Attempts: 666, Leon Wood, 1981-84

Best Free Throw Percentage: .846, Joe Small, 1990-92
Most Rebounds: 1,115, Tony Neal, 1981-85
Most Assists: 744, Leon Wood, 1981-84
Most Blocked Shots: 115, Tony Neal, 1981-85
Most Steals: 265, Tony Neal, 1981-85

TEAM GAME

Most Field Goals: 49, vs. Chapman College, 1/8/72;
 vs. US International, 12/11/85
Most Field Goal Attempts: 104 vs. Loyola Marymount, 12/18/71
Best FG Percentage: .682 (30 of 44), vs. McNeese State, 11/25/83
 .682 (30 of 44), vs. Utah State, 2/3/90
Best Field Goal Percentage, Half: .800 (20 of 25)
 vs. Hawaii, 11/27/83
Worst Field Goal Percentage: .232 (13 of 56),
 vs. San Jose State, 2/21/81
Worst Field Goal Percentage, Half: .086 (2 of 23)
 vs. San Jose State, 2/21/81
Most 3-Point Field Goals: 12, vs. UC Irvine, 2/21/91
Most 3-Point Field Goal Attempts: 31, at UNLV, 1/3/90
Best 3-Point Field Goal Percentage: .714 (10 of 14),
 vs. UC Irvine, 1/13/96
Most Free Throws: 40, vs. CSU Long Beach, 3/5/88
Most Free Throw Attempts: 50, vs. Long Beach, 3/5/88.
Best Free Throw Pct.: 1.000 (12 of 12) vs. Pepperdine, 12/12/91;
 (11 of 11), vs. San Jose State, 2/18/82
Most Rebounds: 68, vs. Central Michigan, 12/15/75
Most Assists: 33, vs. Portland State, 12/13/78
Most Fouls: 36, vs. Utah State (OT), 1/22/87
Most Turnovers: 29, at Tulsa, 11/28/90;
 vs. New Mexico St., 1/8/94; vs. New Mexico State, 2/2/95
Most Points: 128, vs. Chapman College, 1/8/72
Most Pts. vs. Div. I Opponent: 117, vs. U.S. International, 12/11/85
Most Points, Losing Effort: 96,
 vs. Cal Poly Pomona (103-96), 12/20/63
 vs. Westmont (115-96), 12/8/64
Most Points, Both Teams: 216 - CSF 128, Chapman 88, 12/4/71
Most Points Allowed: 117, vs. Cal State Northridge (117-93), 2/29/64
Fewest Points Scored: 30, vs. Fresno State (51-30), 2/11/81
Fewest Points Allowed: 35, at CSU Bakersfield (37-35), 1973-74;
 vs. Azusa Pacific (74-35), 1976-77
Most Points Scored, Half: 72, vs. U.S. International, 12/11/85
Fewest Points Scored, Half (since 1974-75): 14,
 vs. Fresno State (1st), 2/11/81; at San Jose State (1st), 2/21/81
Fewest Points Scored, 2nd Half (since 1974-75): 16,
 vs. Fresno State, 2/11/81
Largest Winning Margin: 52, vs. Seattle (91-39), 1985-86
Largest Winning Margin, Conference game: 31,
 vs. New Mexico State (84-53), 1/30/85
Largest Losing Margin: 59, vs. U.S. International (91-32), 1964-65
 (since 1974-75): 50, at Utah (108-58), 12/27/95
Largest Losing Margin, Conference game: 32,
 at Utah State (103-71), 2/11/95
 vs. New Mexico State (106-74), 2/2/95

TEAM SEASON

Most Points: 2,391, in 1977-78
Most Field Goals: 955, in 1977-78
Most Field Goal Attempts: 2,078, in 1961-62
Best Field Goal Percentage: .498, in 1976-77
Most 3-Point Field Goals: 170, 1989-90
Most 3-Point Field Goal Attempts: 469, 1989-90



RECORD BOOK

Best 3-Point Field Goal Percentage: .436,
1984-85 (44 of 101)

Most Free Throws: 568, in 1960-61

Most Free Throw Attempts: 842, in 1960-61

Best FT Percentage: .732 (451 of 616), in 1991-92

Most Wins: 24, in 1961-62

Most Losses: 25, in 1964-65

Best Won-Lost Percentage: .774 in 1961-62

Longest Win Streak: 10, in 1970-71

Longest Home Win Streak: 26,
1/23/82 thru 1/21/84

Longest Losing Streak: 16, in 1964-65

Most Blocked Shots: 127, in 1988-89

Most Assists: 566, in 1977-78

Most Steals: 261, in 1985-86

Most Turnovers: 474, in 1994-95

Most Fouls: 725, in 1985-86

Most Disqualifications: 33, in 1980-81

Single Season Leaders

Most Points

Leon Wood	'83-84	719
Cedric Ceballos	'89-90	669
Richard Morton	'87-88	639
Leon Wood	'81-82	631
Cedric Ceballos	'88-89	615
Joe Small	'90-91	610
Richard Morton	'86-87	553
Mark Hill	'89-90	529
Leon Wood	'82-83	526
Kevin Henderson	'84-85	518

Scoring Average

Leon Wood	'83-84	24.0
Cedric Ceballos	'89-90	23.1
Richard Morton	'87-88	22.0
Joe Small	'90-91	21.8
Cedric Ceballos	'88-89	21.2

Rebounds

Cedric Ceballos	'89-90	362
Tony Neal	'84-85	326
Tony Neal	'82-83	289
Ozell Jones	'84-84	272
Tony Neal	'81-82	264

Rebound Average

Cedric Ceballos	'89-90	12.5
Tony Neal	'84-85	11.2
Tony Neal	'82-83	10.0
Calvin Roberts	'79-80	9.5
Ozell Jones	'83-84	9.4

Assists

Leon Wood	'82-83	319
Leon Wood	'81-82	237
Wayne Williams	'89-90	209
Michael Linden	'77-78	204
Leon Wood	'83-84	188

Assist Average

Leon Wood	'82-83	11.0
Leon Wood	'81-82	7.4
Wayne Williams	'89-90	7.2
Aaron Sunderland	'91-92	6.5
Wayne Williams	'77-78	6.4

Field Goal Percentage

Herman Webster	'85-86594
David Moody	'89-90587
Agee Ward	'91-92562
Tony Neal	'83-84557
Herman Webster	'86-875533

Free Throw Percentage

Joe Small	'91-92876
Richard Morton	'87-88843
Joe Small	'90-91829
Leon Wood	'83-84821
Leon Wood	'81-82817

Blocked Shots

Sean Williams	'92-93	66
Derek Jones	'88-89	56
Sean Williams	'91-92	41
Tony Neal	'83-84	40
John Sykes	'88-89	38

**All Records for Division I Seasons Only
(1974-75 to present)**

Career Leaders

Most Points

Leon Wood	'81-84	1,876
Richard Morton	'84-88	1,705
Greg Bunch	'73-78	1,489
Henry Turner	'84-88	1,329
Tony Neal	'81-85	1,327
Cedric Ceballos	'88-90	1,284
Keith Anderson	'75-79	1,240
Gary Davis	'81-85	1,165
Kevin Heenan	'75-79	1,163
Bruce Bowen	'89-93	1,155
Mark Hill	'88-90	1,040
Agee Ward	'89-92	1,017
Mike Niles	'75-79	1,014
Joe Small	'90-92	1,011

Scoring Average

Cedric Ceballos	'88-90	22.1
Leon Wood	'81-84	20.6
Joe Small	'90-92	18.4
Mark Hill	'88-90	17.9
Dave Wear	'80-81	17.7

Rebounds

Tony Neal	'81-85	1,115
Greg Bunch	'74-78	785
Henry Turner	'84-88	630
Cedric Ceballos	'88-90	618
Agee Ward	'89-92	563
Bruce Bowen	'89-93	559
Mike Niles	'75-78	502
Calvin Roberts	'78-80	496
Ozell Jones	'82-84	479
Vincent Blow	'84-88	435

Blocked Shots

Tony Neal	'81-85	115
Sean Williams	'91-93	107
Derek Jones	'86-86, 88-89	78
Bruce Bowen	'89-93	71
Ozell Jones	'82-84	61
Kim Kemp	'91-93	55
John Sykes	'87-90	55

Assists

Leon Wood	'81-84	744
Wayne Williams	'88-91	537
Keith Anderson	'75-79	393
Eugene Jackson	'84-88	351
Aaron Sunderland	'91-93	339

Field Goal Percentage

Herman Webster	'85-87573
Kerry Davis	'75-77548
Calvin Roberts	'78-80545
Ozell Jones	'82-84540
Greg Bunch	'74-78537

Free Throw Percentage

Joe Small	'90-92846
Leon Wood	'81-84811
Richard Morton	'84-88810
Dave Wear	'80-81791
Kevin Heenan	'75-79790
Kevin Henderson	'83-86756



RECORD BOOK

3-Point Field Goals

(rule in effect 1982-83 and since 1984-85 season)

Individual, Game

Best Percentage:

.875 Chris Dade, 1/13/96, vs. UC Irvine (7 of 8)
(minimum 5 made per game)

Most Made

8 (of 12) Mark Hill vs. CSU Northridge, 12/16/89
8 (of 15) Don Leary at UCLA, 12/30/92
7 (of 8) Chris Dade vs. UC Irvine, 1/13/96
7 (of 11) Mark Hill at Utah State, 2/16/89
7 (of 12) Don Leary vs. Chapman, 12/23/92
6 (of 9) Joe Small vs. Colorado State, 12/29/90
6 (of 9) Mark Hill vs. New Mexico St., 1/3/89
6 (of 10) Don Leary vs. UNLV, 3/6/93
6 (of 10) Kerry Boagni at New Mexico St., 1/30/86
6 (of 11) Joe Small vs. Drake, 12/28/91
6 (of 12) Don Leary vs. Houston, 2/10/93
6 (of 12) Joe Small vs. UNLV, 3/2/91

Most Attempts

18 Mark Hill at UNLV, 1/3/90
15 Don Leary at UCLA, 12/30/92
13 Don Leary at Drake, 12/12/92
13 Mark Hill vs. Wyoming, 12/30/89
13 Richard Morton at Montana, 12/2/87
12 Don Leary vs. Chapman, 12/23/92
12 Richard Morton at Weber State, 12/4/87
12 Chris Dade vs. UC Santa Barbara, 2/3/96
12 Joe Small vs. San Jose State, 1/9/91;
at San Jose St., 1/14/91; at Fresno St., 1/2/91;
vs. UNLV, 3/2/91; and at Butler, 12/3/91
12 Mark Hill vs. Fresno State, 2/25/89;
vs. Cal State Northridge, 12/16/89

Team, Game

Best Percentage

.714 vs. UC Irvine, 1/13/96 (10 of 14)

Most Made

12 vs. UC Irvine, 2/21/91
11 vs. Cal State Northridge, 12/16/89
10 vs. UC Irvine, 1/13/96
10 vs. Nevada, 1/16/95
10 vs. Utah State, 1/14/95
10 vs. Chapman, 12/23/92
10 at Pacific, 2/10/90
10 vs. Fresno State, 1/11/90
10 at UNLV, 1/3/90
9 eleven times, most recently:
at San Jose State, 3/3/96

Most Attempts

31 at UNLV, 1/3/90
28 vs. Long Beach State, 1/28/95
27 at UCLA, 12/23/89
25 vs. UCSB, 2/3/96
25 vs. Pacific, 3/8/91
25 vs. UC Irvine, 2/21/91
24 vs. Nevada, 1/16/95
24 vs. Wyoming, 12/30/89
23 two times, most recently vs. Pacific, 1/22/94

Individual, Season

Best Percentage:

.443 Don Leary, 1992-93 (89 of 201)
(minimum 1 made per team game)

Most Made

89 Don Leary 1992-93
75 Joe Small 1990-91
75 Mark Hill 1988-89
70 Mark Hill 1989-90
66 Richard Morton 1987-88
61 Richard Morton 1986-87
55 Joe Small 1991-92
47 Chris St. Clair 1994-95
44 Chris Dade 1995-96
44 Wayne Williams 1989-90

Most Attempts

201 Don Leary 1992-93
193 Joe Small 1990-91
186 Mark Hill 1989-90
180 Mark Hill 1988-89
163 Richard Morton 1987-88
153 Richard Morton 1986-87
150 Joe Small 1991-92
133 James French 1994-95
128 Chris St. Clair 1994-95
120 Chris Dade 1995-96

Opponents, Game

Best Percentage

.667 at UC Irvine, 2/6/88 (10 of 15)

Most Made

15 vs. Houston, 2/10/93
14 at UC Irvine, 2/24/90
13 at UC Irvine, 2/24/94
13 at UC Irvine, 2/11/89
12 vs. Pacific, 1/4/96
11 vs. Pacific, 2/23/89
10 six times

Most Attempts

30 vs. Pacific, 1/4/96
29 vs. Pacific, 1/22/94
28 vs. Houston, 2/10/93
28 at UNLV, 1/2/903
27 vs. Mississippi Valley State, 12/15/90
26 at Nevada, 1/17/94
26 vs. Middle Tennessee, 12/29/89
26 at UC Irvine, 2/11/89
26 vs. Pacific, 2/23/89
26 vs. Fresno St., 3/9/88
26 at Portland, 12/14/91

Individual, Career

Best Percentage:

.402 ... Richard Morton, 1984-88 (140 of 348)
(minimum 1 made per team game)

Most Made

145 Mark Hill 1988-89/ 89-90
140 Richard Morton 1984-85/ 87-88
130 Joe Small 1990-91/ 91-92
105 Wayne Williams ... 1988-89/ 90-91
89 Don Leary 1992-93
81 Chris Dade 1994-95/ --
71 Chris St. Clair 1993-94/ --
68 James French 1993-94/ 94-95
47 Cedric Ceballos 1988-89/ 89-90
43 Bruce Bowen 1989-90/ 92-93

Most Attempts

366 Mark Hill 1988-89/ 89-90
348 Richard Morton 1984-85/ 87-88
343 Joe Small 1990-91/ 91-92
290 Wayne Williams ... 1988-89/ 90-91
227 Chris Dade 1994-95/ --
212 Chris St. Clair 1993-94/ --
211 James French 1993-94/ 94-95
201 Don Leary 1992-93
154 Cedric Ceballos 1988-89/ 89-90
152 Bruce Bowen 1989-90/ 92-93

IN TITAN GYM


The longest winning streak at home has been 26 games, stretching from Jan. 23, 1982, through Jan. 21, 1984. A streak of 12 in a row was snapped Feb. 10, 1993, by Houston. The year-by-year Div. I marks:

YEAR	W-	L	PCT.
1974-75	7-	3	.700
1975-76	9-	1	.900
1976-77	9-	2	.838
1977-78	11-	2	.846
1978-79*	8-	2	.800
1979-80*	4-	5	.444
1980-81*	3-	4	.429
1981-82*	10-	2	.833
1982-83	13-	0	1.000
1983-84	10-	4	.714
1984-85	9-	5	.643
1985-86	8-	5	.615
1986-87	11-	3	.786
1987-88	10-	3	.769
1988-89	8-	7	.533
1989-90	9-	4	.692
1990-91	11-	3	.786
1991-92	9-	4	.692
1992-93	10-	3	.769
1993-94	4-	9	.308
1994-95	4-	8	.333
1995-96	4-	8	.333
Totals	181-	87	.675

*also 1-1 in 1978-79, 0-2 in 1979-80, 0-4 in 1980-81 and 0-1 in 1981-82 at the Anaheim Convention Center




RADIO - TV ROSTER




3 Dane Plock

G Fr. 6-1 170
Costa Mesa
Estancia HS




4 Geoff Meeks

G Fr. 5-11 165
Los Angeles
Crenshaw HS




10 Ali Nayab

G Sr. 5-10 160
San Diego
Southwestern JC
(ahl-LEE NIGH-ab)




11 Wyki Tyson

F Jr. 6-8 225
Troy, MI
Eastern Kentucky
(WHY-kee tyson)




12 Chris Dade

G Jr. 6-2 205
San Diego
El Camino HS




14 Kenroy Jarrett

G So. 5-11 160
29 Palms
29 Palms HS




15 Dirk Rassloff

C Sr. 6-9 245
Offenbach, Germany
Fairleigh Dickinson




21 Jason Cunningham

F Jr. 6-5 190
Los Alamitos
Fullerton JC




22 Josh Leighton

G/F Fr. 6-5 185
Sacramento
Sacramento HS




24 Chris St. Clair

G Jr. 6-0 170
La Habra
Sonora HS




25 Craig Whitehead

G/F Jr. 6-6 190
Belleville, IL
Belleville Area CC




31 Andy Hinkle

F Jr. 6-5 190
Placentia
El Dorado HS




33 David Ng

F Sr. 6-8 210
Rosemead
East L.A. JC
(david ENG)




34 John Williams

F Sr. 6-5 220
Moreno Valley
Mt. San Jacinto JC



42 Mark Richardson

F So. 6-7 215
Fort Wayne, IN
Bishop Dwenger HS




44 DeVaughn Wright

F Jr. 6-6 215
Fountain Valley
Mater Dei HS





50 Matt Caldwell

C Fr. 6-8 220
Peoria, AZ
Centennial HS



**Bob Hawking
Head Coach**

CSU Northridge '71
3rd year



1996-97 CAL STATE FULLERTON BASKETBALL SCHEDULE

DAY	DATE	OPPONENT	LOCAL TIME
Fri	Nov 22	at Brigham Young	7:05pm
Sat	Nov 30	Utah	7:05pm
Tue	Dec 3	at Montana	7:35pm
Sat	Dec 7	at Loyola Marymount	7:00pm
Tue	Dec 10	at San Diego	7:00pm
Sat	Dec 14	Loyola of Chicago	7:05pm
Sat	Dec 21	Pepperdine	7:05pm
Sat	Dec 28	Brown (DH)	7:05pm
Mon	Dec 30	Columbia	7:05pm
Sat	Jan 4	at Gonzaga	7:30pm

BIG WEST CONFERENCE GAMES

DAY	DATE	OPPONENT	LOCAL TIME
Sat	Jan 11	Pacific	7:05pm
Mon	Jan 13	Long Beach State	7:05pm
Thu	Jan 16	at UCSB	7:30pm
Sat	Jan 18	at Cal Poly SLO	7:00pm
Thu	Jan 23	Utah State (DH)	7:05pm
Sat	Jan 25	at UC Irvine	7:05pm
Thu	Jan 30	at Idaho	7:05pm
Sat	Feb 1	at Boise State	7:35pm
Thu	Feb 6	New Mexico State	7:05pm
Sat	Feb 8	North Texas	7:05pm
Thu	Feb 13	UC Irvine	7:05pm
Sat	Feb 15	at Nevada	7:35pm
Thu	Feb 20	at Pacific	7:00pm
Sat	Feb 22	at Long Beach State	7:30pm
Thu	Feb 27	Cal Poly SLO	7:05pm
Sat	Mar 1	UCSB (DH)	7:05pm
Fri	Mar 7	at Big West Tournament	

(DH) preceded by women's game at 5pm.

