

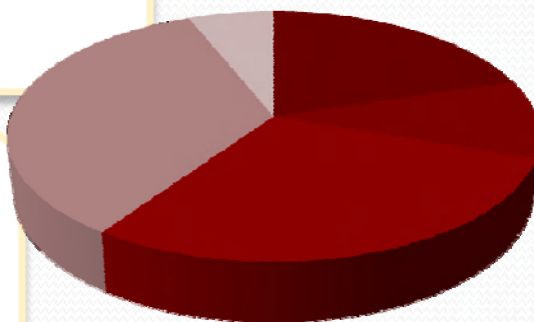


## Student Demographics

### Total Fall Headcount

3,593 Undergraduates  
235 Post-Bac Students  
  
3,828 Total Enrolled

### Student Level



- Freshmen (20%)
- Sophomores (10%)
- Juniors (29%)
- Seniors (34%)
- PBAC (6%)

### New Students

521 First-time Freshmen  
704 New Transfers  
90 New Post-Bac Students

### Characteristics

All Students	UGRD	PBAC
Avg. Unit Load	13	11
Percent Full-time	83%	47%
Avg. Age	23	32
New Students	Freshmen	Transfers
Percent Full-time	98%	73%
High School GPA	3.20	3.08
HSGPA below 2.5	3.5%	16%
1 <sup>st</sup> Generation College	24%	25%
Low Income	21%	12%

### Demographics

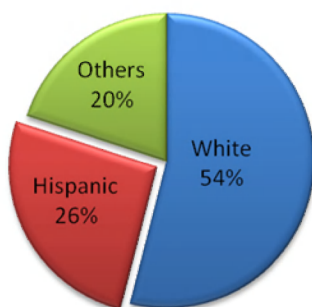
64% Female  
31% Hispanic\*  
7% Asian  
2% African American  
1% Native American  
53% White  
6% Unknown  
0.5% International (N=18)

\*HSI eligibility status is not based on this number.

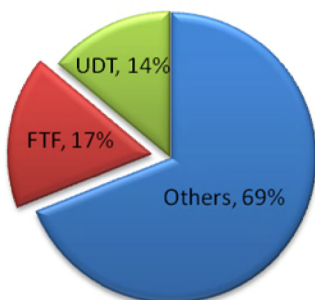


## Starting Characteristics of Fall 2009 Undergraduate Cohort

Ethnicities



Student Levels



STEM Majors

