

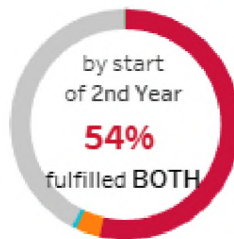
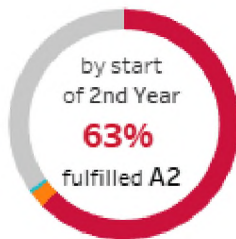
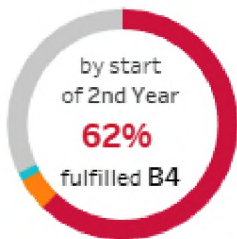
EO 1110 Dashboard

Tracking A2 & B4 Enrollment & Completion among Freshmen¹

CSU Executive Order 1110 called for changes to assessment of academic preparation and placement into A2 (Written Communication GE) and B4 Mathematics/Quantitative Reasoning GE) Courses. Beginning in Fall 2018, these changes were designed ensure students had the opportunity to enroll in credit-bearing A2/B4 courses within their first year rather than earlier curricular designs which required some students to take 1-2 semesters of non-credit bearing developmental courses first. It also led to changes in support and stretch course offerings to assist students in successful completion of these general education courses.

A2 & B4 Fulfillment Rates

■ By Start of 2nd Year
■ By Start of 3rd Year
■ Longer Time
■ Not Yet Fulfilled

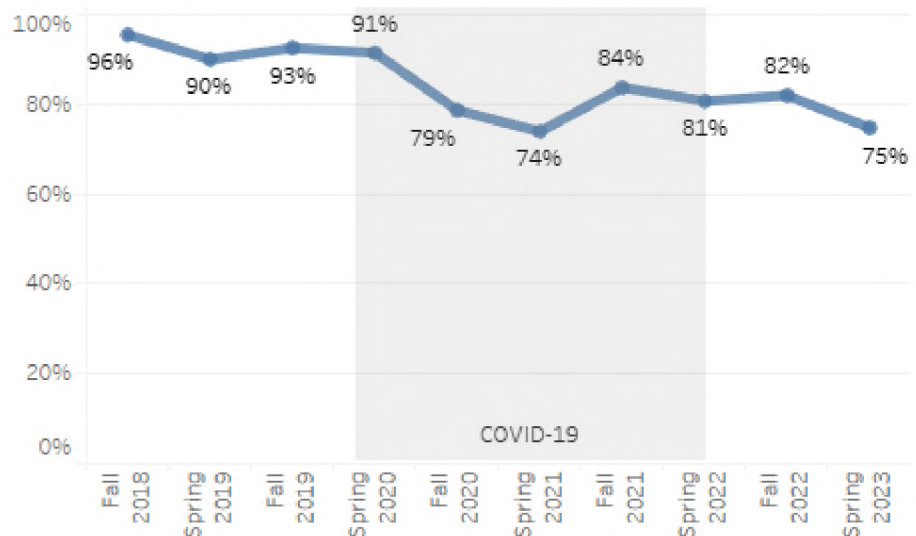


Among the Fall 2018-Fall 2022 freshmen cohorts, just over half (54%) of students have completed both their A2 and B4 requirement within their first year. 63% have completed their A2 requirement and 62% have completed their B4 requirement. While we initially saw improvement in these completion rates for the Fall 2018 and Fall 2019 cohorts, following the implementation of EO 1110, they have declined for the Fall 2020-2022 cohorts.

Prior to the COVID-19 pandemic and transition to virtual instruction, pass rates in A2 courses consistently 90% or higher on students' first attempt. The first attempt A2 pass rate declined substantially during the COVID-19 pandemic and has yet to recover.

B4 first attempt pass rates have been more variable over time and do not show the same COVID-19 impact at A2. The sharpest decline in B4 first attempt pass rates has been with the Fall 2022 cohort. Although it has never exceeded 80%, the B4 first attempt pass rate dropped to an all-time low in Spring 2023, with 57% of freshmen successfully completing their B4 requirement on their first attempt.

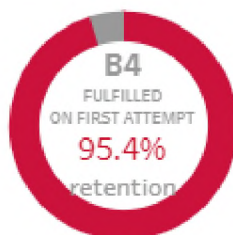
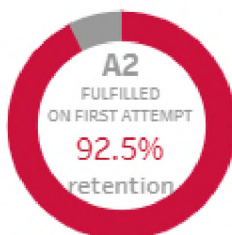
A2 First Time Success Rate



¹ A dynamic, interactive dashboard exploring EO 1110 outcomes in detail is available for CSUCI employees on our Tableau Server (OneCI): <https://oneci.csuci.edu/#/site/IRPE/views/EO1110Dashboard/Overview?iid=1>. All data visualizations presented here are taken directly from the EO 1110 dashboard.

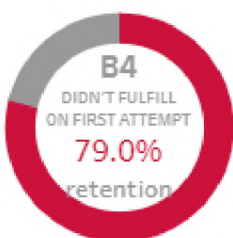
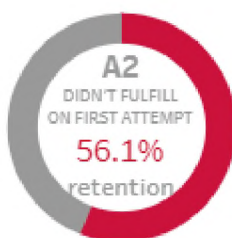
Fulfilled on First Attempt

FIRST ATTEMPT RESULT Fulfilled on First Attempt



Didn't Fulfill on First Attempt

FIRST ATTEMPT RESULT Didn't Fulfill on First Attempt



Higher Retention

Lower Retention

Successful completion of the A2 and B4 requirements on the first attempt is highly correlated with one-term retention rates. 92.5% of freshmen who successfully complete the A2 requirement on their first attempt are retained to the next semester. This retention rate drops to 56.1% when students are unsuccessful in the A2 course on their first attempt.

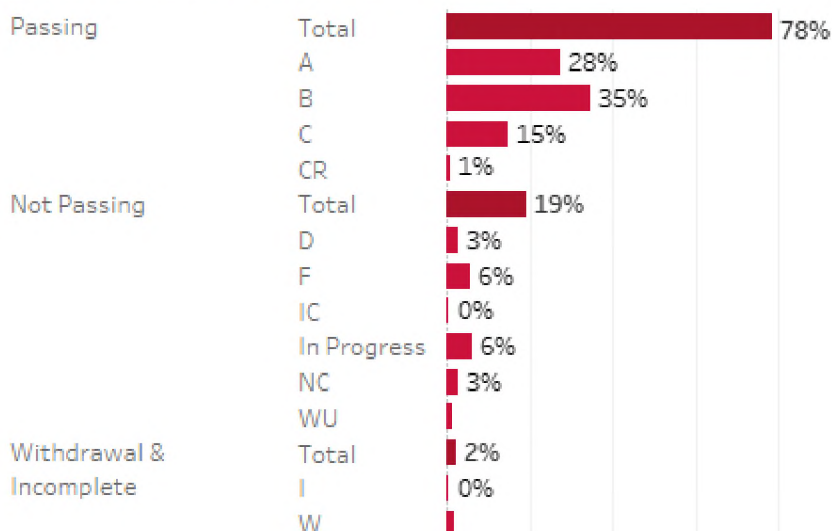
95.4% of freshmen who successfully complete the B4 requirement on their first attempt are retained to the next semester, compared to 79.0% of students who were unsuccessful on their first B4 attempt.

The EO 1110 Dashboard also allows for more detailed analysis. For example, you can explore A2 completion by course and written communication placement level (right). You can also explore detailed grade distribution (below) or completion rates by course and major (below right).

Did Not Fulfill Requirement on First Attempt by Course & Placement Level



A2 First Attempt Grade Distribution



B4 Completion by Course among STEM Majors

