

California State University, Fresno

1995/96 BUDGET PLAN

archv
LD
729.6
F7
A2
1995/96

**Office of Budget and Internal Audit
Spring1996**

California State University, Fresno
1995-96 Budget Plan

Table of Contents

	Page
President's Message	1
University Mission and Goals	2
Budget Overview	4
Budget Principles and Policies	8
Budget Plan:	
Summary Information:	
Budget by Fund and Program	12
Sources of Funds	13
Special Funds Budgets	14
General Fund Budget Summary	15
General Fund Budget Allocations - Baseline	16
General Fund Budget Allocations - by Area of Responsibility	17
Detail Information:	
Budget - Academic Affairs	18
Budget - Administrative Services	21
Budget - University Advancement	22
Budget - Central Management	23
Budget - Athletics	23
Position Utilization - Academic Affairs	24
Position Utilization - Administrative Services	26
Position Utilization - University Advancement	27
Position Utilization - Central Management	28
Position Utilization - Athletics	28
Departmental Salary Utilization by Category:	
School of Agriculture	
Office of the Dean	29
Department of Agricultural Economics	29
Department of Animal Science & Agricultural Education	30
Department of Enology, Food Science & Nutrition	30

Department of Physical Education	55
Department of Physical Therapy	56
Department of Social Work Education	56-57
Department of Recreation	57
School of Natural Science	
Office of the Dean	58
Department of Biology	58-59
Department of Chemistry	59-60
Department of Geology	60
Department of Mathematics	61
Department of Physics	61-62
Department of Psychology	62
School of Social Sciences	
Office of the Dean	63
Department of Anthropology	63
Department of Criminology	63-64
Department of Economics	64
Department of Ethnic Studies	64
Department of Geography	65
Department of History	65-66
Department of Chicano-Latino Studies	66
Department of Political Science	66-67
Department of Sociology	67
Department of Women's Studies	67-68
Graduate Studies	69
Provost/VPAA	
Office of the Provost	69
Academic Senate	69
Academic Planning	70
Academic Curriculum	70
Catalog Office	70
Academic Resources	70
Applied Ethnic Program	71
COS Center (College of Sequoias)	71
Academic Personnel	71
Institutional Research	71
Grants & Research	72
International Programs	72
Trustee Professor	72
Academic Support	
Academic Innovation Center	73
Media Services (Audio/Visual Services)	73
Joint Doctoral Program	73

Library Services	74-75
Computing, Communications & Media Services (CCMS)	
Computer Center Administration	75-76
Communication	76
Enrollment Services	
Associate Vice President's Office	77
Admissions/Records/Evaluations	77-78
Advising	78
Testing	78
Financial Aid	79
Orientation	80
University Outreach Services	80
Student Affirmative Action	80
Student Services	
Office of the Dean	81
Career Development	81
Disabled Students	81
Educational Opportunity Program (EOP)	82
International Students	82
Learning Resource Center	82-83
Intensive Learning Experience (ILE)	83
Re-Entry	83
Student Health & Counseling	83
Student Life	84
University Migrant Services	84
Women's Resource Center	84
Vice President for Administration	
Office of the Vice President	85
Financial Management	
Controller	85
Accounting Services	85
Student Aid Accounting	86
Payroll	86
Procurement	86-87
Shipping & Receiving	87
Public Safety	
Police	87-88
Environmental Health	88
Facilities Management	
Facilities Planning	88
Plant Operations-Maintenance Office	89
Plant Operations-Building Maintenance	89
Plant Operations-Grounds Maintenance	90

Plant Operations-Custodial Services	90-92
Utilities Management	92
Utilities Plant Personnel	92
Human Resources	
Human Resources Administration	92
Personnel	93
Employee Assistance Program	93
Vice President for University Advancement	
Office of the Vice President	94
Development	94
Public Information (Public Affairs)	94
Alumni Relations	94
Central Management	
President's Office	95
Statewide Testing	95
Budget & Internal Audit	95
Athletics	96
Special Funds-Continuing Education	97
Special Funds-Parking	97
Special Funds-Independent Operations	98-99

President's Message

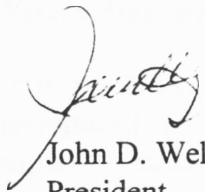
Members of the Campus Community:

The following report provides detail and summary data on the allocation of the General Funds budget for California State University, Fresno for 1995-96. This document has been prepared to keep you informed about the allocation of resources to the campus departments. At the end of this fiscal year, we plan to prepare a summarized document of expenditures to provide information on how resources are utilized.

We hope that you will find this document both useful and informative. Since this is the first document of its kind on our campus, we would appreciate your suggestions as to its format and content. These suggestions, or questions regarding the information, may be directed to Ms. Janice Loo at the Budget Office at 278-3902 or sent to mail stop 53.

We expect to see moderate increases in our allocations over the next few years, but this is contingent upon meeting enrollment targets. Resources will continue to be constrained for the foreseeable future, but I know that we can achieve our goals if we continue to work together. I appreciate the hard work and dedication of the faculty and staff in making this University successful in its mission to serve students.

Sincerely,



John D. Welty
President

JDW/tp

UNIVERSITY MISSION AND GOALS

The University

The California State University, Fresno campus is located in the central San Joaquin Valley, against a backdrop of the Sierra Nevada. The campus has been situated at its present site on the northeast edge of Fresno since 1953. Originally founded in 1911 as the first junior college in the state, the University is the sixth oldest in the California State University system. In 1961, under the newly created California State College system, the administration and control of the state colleges was transferred to the Trustees of the California State Colleges. The system was renamed The California State University in 1972.

The California State University system is comprised of campuses at Bakersfield, Chico, Dominguez Hills, Fresno, Fullerton, Hayward, Humboldt, Long Beach, Los Angeles, Monterey Bay, Northridge, Pomona, Sacramento, San Bernardino, San Diego, San Francisco, San Jose, San Luis Obispo, San Marcos, Sonoma, Stanislaus and includes the California Maritime Academy.

Located in one of the richest agricultural regions in the world, the 327 acre campus of California State University, Fresno, was designated an arboretum in 1978. The University's facilities also include a 1,083 acre farm that is considered one of the most modern and best equipped agricultural facilities in the West.

The campus serves a large, diverse multicultural population from the Central Valley and neighboring communities, as well as a good number of students from other locations in California and from other states and nations.

Vision Statement

It is the University's vision to be known as a premier regional interactive University, recognized for quality teaching, in preparation of a diverse student population, and for superior scholarship, and as the intellectual and cultural leader of the San Joaquin Valley.

We envision a campus singularly unified with its community, in step with advanced technology, and at the forefront of the discovery, generation, accumulation and dissemination of knowledge.

Mission Statement

The University offers a high-quality educational opportunity to qualified students at the bachelor's and master's levels, as well as a joint doctoral program in educational leadership. To carry out this mission, the University provides a General Education program and other opportunities to expand students' intellectual horizons, foster lifelong

learning, prepare them for further professional study, and instill within them an appreciation of cultures other than their own. The University offers undergraduate degrees and programs in the liberal arts and sciences as well as in a variety of professional disciplines emphasizing agriculture, business, engineering and technology, health and human services, and education, preparing students for productive careers and responsible world citizenship. Building upon the strength of these undergraduate programs, graduate programs provide opportunities for personal and career enhancement through advanced study, preparing students for positions of leadership in the arts, sciences, and professions.

The University encourages and protects free inquiry and expression, ensuring a forum for the generation, discussion and critical examination of ideas. By emphasizing the primacy of quality teaching and the close interaction between faculty and students, the University seeks to stimulate scholarly inquiry and discourse, inspire creative activity, heighten professional and technical competencies, encourage and support research and its dissemination, and recruit and develop outstanding teacher-scholar/artists.

The University fosters an environment in which students learn to live in a culturally diverse and changing society. Within that environment, it strives to develop a community founded upon mutual respect and shared efforts, in which individuals can communicate openly and work together to enrich the lives of all and to further the growth and excellence of the University. The University seeks and encourages historically underrepresented students to embark upon and complete a university education.

The University serves the San Joaquin Valley while interacting with the state, nation, and world. The University is a center of intellectual, artistic, and professional activity. Through applied research, technical assistance, training and other related public service activities, the University anticipates continuing and expanding partnerships and linkages with business, education, industry, and government.

University Goals

The University has established goals to assist in the allocation of resources, thereby ensuring that available funding is applied to activities that meet the overall mission of the University. To that end, the following goals have been defined:

- Students First - we are committed to the recruitment, retention and education of our students.
- Quality Education - we will provide high quality academic programs.
- Academic Environment - we will create and foster an environment that enriches the learning experience of our students.
- Diversity - we respect the diversity and richness of our multicultural community and all of its members.
- Community - we will encourage broad interaction with the larger community.
- Professional Development - we encourage the development of our faculty and staff.

- Technology - we will invest in technology that enriches the academic environment and reduces the costs of administration.
- Funding Source Diversification - we will seek other means to obtain funds to be utilized in fulfilling our mission.

BUDGET OVERVIEW

The California State University System derives its funding primarily from the State of California. State funds, including student fee revenue, are utilized for the basic operation of the University. The following overview explains how the University receives its allocation and the basis for the allocation; the type of funds in the allocations and how those funds may be utilized; how the Auxiliary Organizations of the University operate and derive funding; and what is referred to as Independent Operations.

The budget is detailed by baseline and supplemental allocations to each division. This is followed by the division budgets detailing salaries, operating expense and equipment and total budget allocation. Position and salary utilization for each division is included, followed by a listing of permanent employees. A separate section of permanent employees paid from other funds is also included. The position detail is as of October 1995. However, projected salary utilization is based on salaries as of June 30, 1995, since not all bargaining units had settled at the time of publication. Salary increases for 1995/96 are not included in this listing.

Funds used for special needs that benefit the University as a whole are centrally monitored and not allocated to the divisions. These funds include 1995/96 Compensation (salary increase allocation awarded in 1995/96 for all employees), funding for Employee Benefits, Student Financial Aid and Work-Study, Space Rental, General Services Charges (charges made by the State of California for services or processing done on behalf of the campus), Energy Bond Payments, IRT/SIMS (Instructionally Related Technology and Student Information Management System), and Workers Compensation/IDL/NDL (Industrial Leave and Non-Industrial Leave).

The University Priority Fund was established in 1994/95 to provide funding for needs which are consistent with the campus's Plan for the '90s and which are not supported by the regular allocation process. Funding may be provided for no more than three years to support new initiatives, resolve major equipment replacement needs, support restructuring of existing programs or functions, and assure the flexibility to respond to new opportunities.

Allocations and Enrollment

The State allocates a total budget amount to the California State University system as part of the total budget for the State. The total allocation for FY 1995/96 is \$1,623,478,000,

with a fee receipt projection of \$661,371,154, for a total available resource figure of \$2,284,849,154, assuming the systemwide enrollment target of 252,000 students is met. The general fund appropriation for the system represents a 4.2% increase over the prior year. The additional support was, in part, provided to incorporate the California Maritime Academy into the system as the twenty-second campus.

The total is then allocated to each campus, based on several factors. Each campus is given a general fund base budget, which is based primarily on the number of students enrolled. Campuses that experience significant increases in enrollment receive additional allocations to fund the growth.

Budget allocations are based on the targeted full-time equivalent students (FTES) for each campus. The 1995/96 enrollment target for California State University, Fresno has been set at 14,650 FTES. Allocations are based on \$5,645 per FTES, which includes \$4,589 from the General Fund and \$1,056 from campus student fee revenue. If 1995/96 enrollment targets are not met, the campus's budget for 1996/97 will be adjusted accordingly (i.e., reduced on a one-time basis by \$4,589 per FTES for the shortfall).

Funding Sources

The total operating budget for our campus is comprised of several funding sources, including the General Fund, Dormitory Revenue-Parking, Continuing Education Revenue Fund, and Lottery Revenue Fund.

- The General Fund is the predominant fund for financing State operations. The total General Fund budget for California State University, Fresno for 1995/96 is \$124,999,926. That amount includes budgeted receipts for reimbursements (Federal, private and local), fees (primarily the State University Fee, Application Fee, Nonresident Fee, Duplicate Degree Fee), and Independent Operations, totaling \$35,149,376. The detail of these projected collections is included in the budget presentation.
- In addition to the General Fund sources, special funds are a source of revenue for the University. These special funds are Dormitory Revenue Fund-Parking, Continuing Education Revenue Fund (CERF), and the Lottery Revenue Fund. These programs generate revenue by assessing special fees to those receiving the program benefits. They are classified as public service enterprise funds, even though not supported explicitly by State appropriations and, as such, are subject to State regulation. They are controlled by financial and program policies of the Board of Trustees. The operating budgets for these self-supporting programs come from projected revenue.
- Most of the Parking program revenue comes from parking fees and fines paid by users, including students, faculty, staff, and visitors. The revenue is used for campus operations and maintenance as well as for debt service on bonds and systemwide

expenses. Interest on system retained earnings is an additional source of revenue. California State University, Fresno currently has 6,923 parking spaces.

- The Continuing Education Revenue Fund (CERF) is another special fund. It too is self-supporting, and all CERF programs are financed by student tuition and other fees. Courses and programs offered include both credit and non-credit instruction, and are delivered on and off the campus. Credit instruction, particularly those of Special Sessions and Summer Sessions, may often be applied to graduate and undergraduate degree programs.
- Finally, the California State University Lottery Education fund is a source of Special Fund revenue for the campus. By law, lottery funds must be used for educational purposes. Lottery revenue is projected and budgeted for distribution to the campuses. When lottery revenue is in excess of the amounts budgeted, a one-time distribution is made to the campus. California State University, Fresno received a one-time distribution of \$454,000 in 1995/96.

Auxiliary Organizations

Auxiliary organizations are non-profit public benefit organizations formed to assist the educational purposes of and contribute to the educational mission of the University. They are separate legal entities authorized in the Education Code to provide essential services to students and employees in accordance with local written agreements.

Auxiliary Organizations must be self-supporting and do not receive funding from General Fund sources. They derive revenue from various non-State sources such as contractual arrangements, and commercial operations. Revenue in excess of expenditures for a given period is used to establish working capital and reserves, and to pay for capital expenditures or special campus programs. Student union fees collected by the campus are used to pay for the principal, interest and other costs of the building. Any surpluses remaining from the student union fees after the bond and other costs are met may become available to the auxiliary organization to be used to pay union operating expenses.

- The following comprise the Auxiliary Organizations at California State University, Fresno: Associated Students of California State University, Fresno; California State University, Fresno Association, Inc.; California State University, Fresno Foundation; The Agricultural Foundation of California State University, Fresno, California State University, Fresno Housing Corporation; Athletic Corporation of California State University, Fresno.
- The Associated Students Inc. of California State University, Fresno is a student-run organization that operates such extracurricular activities as student government, student newspapers, cultural programs, and other student activities related to the overall educational mission of the campus.

- The California State University, Fresno Association, Inc. is comprised of three main operating units: University Food Services, the Kennel Bookstore, and the University Student Union. The Association handles all of the commercial businesses of the University. The Kennel Bookstore is the primary provider of textbooks, specialty products, and general merchandise for the campus. University Food Services is the primary provider of prepared food products. The University Student Union serves as a community center and forum for the various groups of individuals who make up the University - students, faculty, staff, alumni, and guests.
- The California State University, Fresno Foundation has been designated by the President as the auxiliary to receive all charitable donations to the University. In addition to acceptance and management of charitable gifts, the Foundation is responsible for grant and contract development and administration, and management of trust accounts to support University operations. The Foundation performs all of the related accounting and financial reporting for these activities.
- The Agricultural Foundation of California State University, Fresno provides support for the financial management of the enterprise units and student projects. The Agricultural Foundation is responsible for ensuring prudent financial management of the enterprises and providing other related assistance to the School of Agricultural Sciences and Technology. The Agricultural Foundation operates within the context of the California State University, Fresno Farm Laboratory. The majority of capital expenses associated with the Farm Laboratory are funded through the College Farm budget rather than through the Agricultural Foundation.
- California State University, Fresno Housing Corporation operates University Housing. The entire residence hall community is called University Courtyard. In 1995/96 the capacity of the newly renovated residence halls is 1,013.
- The Athletic Corporation of California State University, Fresno was organized in 1982 for the purpose of promoting and assisting California State University Fresno. The Athletic Corporation achieves this by assisting in the funding and operation of intercollegiate athletic competition.

Independent Operations

Independent Operations is used to record expenditures made initially in the General Fund, for the benefit of other organizations. It contains only those specialized services which are fully reimbursed, and includes revenue and expenditures of those operations which are unrelated to, but which may enhance, the primary mission of the University.

The Athletic Corporation funds salaries in addition to those paid for with General Funds. These expenditures and the accompanying reimbursements are recorded in Independent Operations.

BUDGET PRINCIPLES AND POLICIES

Principles

Until 1993/94, funding for the CSU and its individual campuses was calculated utilizing a complex set of funding formulas (Orange Book) predicated upon FTES, student-faculty ratio, and a myriad of additional factors. As a result of the State's fiscal crisis and a commitment to decentralize the System, the previous approach to budgeting has been eliminated. In its place, the System has adopted a simplified approach that is influenced by student-faculty ratio, size of physical plant, and related programmatic considerations. With the change in the systemwide budget generation and allocation process, California State University, Fresno redesigned its allocation process.

During the spring semester 1993, the University Budget Committee developed a set of principles which were intended to be of assistance in developing a new model of budget allocation. These principles state that the budget allocation process should:

1. Support the chosen directions and priorities of the University.
2. Recognize differences between programs (i.e., delivery modes).
3. Provide for differential growth and differential needs within the University.
4. Provide certainty of allocation (within realities of public funding) for long-term efficiency and stability.
5. Reward "good" behavior.
6. Be perceived to be fair, based on the chosen plan and policies of the University.
7. Utilize minimum resources to administer the allocation process.
8. Decentralize decision making consistent with University plans and policies.
9. Mandate a consultative process within all schools/departments/units.
10. Provide an easy transition from the present system, with a phase-in period to minimize chaos.

Policy

The University established a new allocation policy in spring 1994 which utilizes a base percentage for each of the five program areas and provides a small amount to be allocated to address University priorities. The base percentage for the five program areas and University Priorities have been established for a two-year period (1994/95 and 1995/96). (The percentages for the two-year period are found in Table 1.) If a program area overspends its allocation within any given year, it will be reduced from the area's allocation in the following year. The impact of the allocations was reviewed by the University Budget Committee and the Senior Administrative Council during the fall semester of 1995. The President consulted with the Cabinet and Academic Senate and Staff Assembly Chairs and established the percentages for the next two years. It is intended that the budget allocation procedures and percentages set forth in this document

be adhered to as closely as possible. However, the realities of the State budget process may require that adjustments to the procedures and percentages be made as necessary.

Level “A” is the allocation made from the President to the Provost and each Vice President and Director reporting to the President. Level “B” is the allocation made from the Provost and Vice Presidents to the Deans/Directors/Department Heads. (Each program area is responsible for establishing a Level “B” allocation mechanism for that area and to allocate resources and monitor expenditures according to such plan.) The new Level “A” policy adopted at California State University, Fresno seeks to develop a predictable allocation methodology that assures equitable distribution of resources within the existing financial constraints of the System and is consistent with the principles developed and adopted by the University Budget Committee of the Academic Senate at California State University, Fresno in the spring of 1993.

The five program areas are Instruction/Academic Support, Student Services, Institutional Support, Plant Operations, and Athletics.

- Instruction/Academic Support includes funding for the Instructional Program, Library, Computing, Communications, and Media Services, College Farm, California Agricultural Technology Institute, Joint Doctoral Program, Student Writing Skills, and Faculty Development and Research.
- Student Services includes funding for general services to students to include Reentry, Student Life, Economic Opportunity Program, Counseling, Advising, Testing, Health Services, Disabled Students, Admissions and Records, Student Affirmative Action, Student Outreach, International Student Services, and Financial Aid.
- The Institutional Support program category includes the President’s Office, University Advancement and select units of Administrative Services (Budget & Internal Audit, Controller/Accounting, Human Resources, Facilities Planning, Print Shop, Public Safety, Purchasing, Shipping and Receiving), as well as the funding for University-wide communications.
- The Plant Operations program, for budgeting purposes, has been identified separately and includes the University utilities budget.
- Athletics provides funding for the Intercollegiate Athletic Program.
- The University Priorities Fund provides for funding needs not supported by the regular allocation process.

From the allocable budget, as indicated in Table 1, each program area will contribute proportionately to campuswide expenditures commonly referred to as “off-the-top”. “Off-the-top” provides funds for campus computing and telecommunications and the University reserve. These costs are considered to be campuswide commitments in which each major

program area should share in proportion to their allocation. The University reserve is a fund established to accommodate unforeseen for expenditures during the fiscal year such as legal fees, legal settlements, shortfalls in revenue, emergencies, and major unanticipated expenditures. The amount of the reserve each year is determined by the President.

Through the new budget allocation process adopted by the campus, the University Priorities Fund was established to accommodate requests from each of the major program areas for funding needs which are consistent with the Plan for the '90s and which are not supported by the regular allocation process. This fund is intended to provide funding for no more than three years to support new initiatives, resolve major equipment needs, support restructuring of existing programs or functions, and assure the flexibility to respond to new opportunities. The President, after consultation with the Cabinet, University Budget Committee, and Senior Administrative Council, shall issue annual criteria for use of these funds. This fund allows the University to link more closely the budget planning process with the budget allocation process.

The process for determining University Priority funding is as follows:

- The Provost and each Vice President and Director reporting to the President will submit to the President a priority list of funding needs not supported by the regular allocation. These funding needs must be consistent with the Plan for the '90s and the criteria identified for that particular year.
- The President will then distribute the priority lists to the Senior Administrative Council. The President will also provide the list for informational purposes to the Academic Senate Executive Committee and the University Budget Committee. A determination will be made on the priorities that will be funded and the level of funding for each by the President after consultation with the Cabinet.
- University Priority funding is normally for one fiscal year and may be extended up to three years if necessary.

The Budget Officer shall prepare an annual report on the University Priority Fund in June. The report shall include information as to whether the goals established for the fund were achieved. This report shall be submitted to the President who will forward it to the Executive Committee of the Academic Senate, the University Budget Committee, and the Senior Administrative Council.

The Utilities Budget is allocated to the Administrative Services area and included in their percentage allocation. If savings are realized, they may be retained in the area and used for campus beautification projects and instructional space improvements after consultation with the Cabinet and Academic Senate. If costs increase, they must be absorbed by the area.

A decision has been reached by the President, Cabinet, and Senior Administrative Council, to continue to administer the employee benefits centrally for 1995/96 and to utilize that year for modeling purposes. Employee benefits will be allocated to the Provost and each Vice President beginning with the 1996-97 fiscal year.

TABLE 1

The percentages for the 1994/95 and 1995/96 fiscal years are as follows:

PROGRAM AREA	% OF ALLOCABLE BUDGET*
Instruction/Academic Support	70.7
Student Services	8.4
Institutional Support	8.9
Plant Operations	9.1
Athletics	1.6
University Priorities**	1.3
TOTAL	100.0

*Includes State support and fee revenue less financial aid, salary savings and benefits.

**May be supplemented from other sources as available.

1995-96 BUDGET BY FUND AND PROGRAM

	INSTRUCTION	ACADEMIC SUPPORT	STUDENT SERVICES	INSTITUTIONAL SUPPORT	POSITION SUBTOTAL	TOTAL ALLOCATION	INDEP. OPER.	TOTAL POSITIONS	TOTAL BUDGET
GENERAL FUND									
Positions	841.3	128.5	171.3	250.25	1391.35	52.55		1443.9	
Salaries	49,553,114	8,517,802	5,030,896	11,852,066		74,953,878	\$ 1,866,186		\$ 76,820,064
Staff Benefits	12,597,372	2,169,984	1,552,605	3,610,785		19,930,746	325,667		20,256,413
Operating Expenses	3,393,639	3,602,087	6,863,456	11,540,489		25,399,671	2,523,778		27,923,449
Total	65,544,125	14,289,873	13,446,957	27,003,340		120,284,295	\$ 4,715,631		\$ 124,999,926
PARKING FEES									
Positions				14.0	14.0			14.0	
Salaries				594,792		594,792			\$ 594,792
Staff Benefits				100,390		100,390			\$ 100,390
Operating Expenses				180,385		180,385			\$ 180,385
Parking Reserves/Projects				589,990		589,990			\$ 589,990
Systemwide Costs				52,199		52,199			\$ 52,199
Total				1,517,756		1,517,756			\$ 1,517,756
CONTINUING ED REVENUE FUND									
Positions				11.0	11.0			11.0	
Salaries	1,879,293	30,000		433,092		2,342,385			\$ 2,342,385
Staff Benefits	17,700			130,181		147,881			\$ 147,881
Operating Expenses	719,000			427,258		1,146,258			\$ 1,146,258
Contingency Reserve						46,096			\$ 46,096
Systemwide Costs				117,380		117,380			\$ 117,380
Total	2,615,993	30,000		11.0 1,107,911		3,800,000			\$ 3,800,000
LOTTERY REVENUE FUND									
Positions									
Salaries									
Staff Benefits					0.0			0.8	
Operating Expenses	800,615	861,000				1,661,615			1,661,615
Total	800,615	861,000				1,661,615			1,661,615

**1995-96 SOURCES OF FUNDS
(GENERAL FUND)**

BUDGETED FTES 14,650

SOURCES OF FUNDS

GENERAL FUND STATE ALLOCATION

89,850,550

REIMBURSEMENTS:

Parking Security	79,145	
Federal Administrative Allowance - SEOG	13,298	
Federal Administrative Allowance - Perkins	35,646	
Federal Administrative Allowance - PELL	21,045	
Federal Administrative Allowance - Work Study	26,695	
College Work Study - On Campus	276,293	
College Work Study - Off Campus	115,856	
College Work Study - Job Location Development	47,300	
Concurrent Enrollment	39,976	
NDSL Cancellations	400	
Total Reimbursements		655,654

REVENUE:

Non-Resident Fee	3,982,542	
Application Fee	782,100	
State University Fee	24,534,000	
Duplicate Degree Tuition	140,976	
Work Study - F .ivate	49,653	
Miscellaneous Revenue	288,820	
Total Revenues		29,778,091

INDEPENDENT OPERATIONS:

Revenue	1,696,772	
Reimbursements	3,018,859	
Total Independent Operations		4,715,631

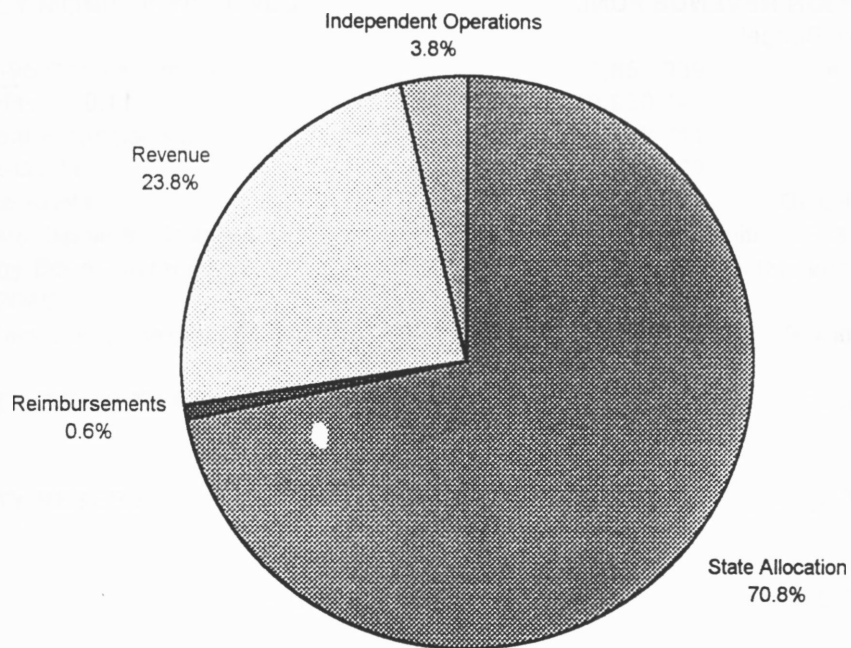
TOTAL RECEIPTS

35,149,376

TOTAL GENERAL FUND BUDGET

124,999,926

**1995-96 Funding Sources for
General Fund Operations**



1995-96 SPECIAL FUNDS BUDGETS

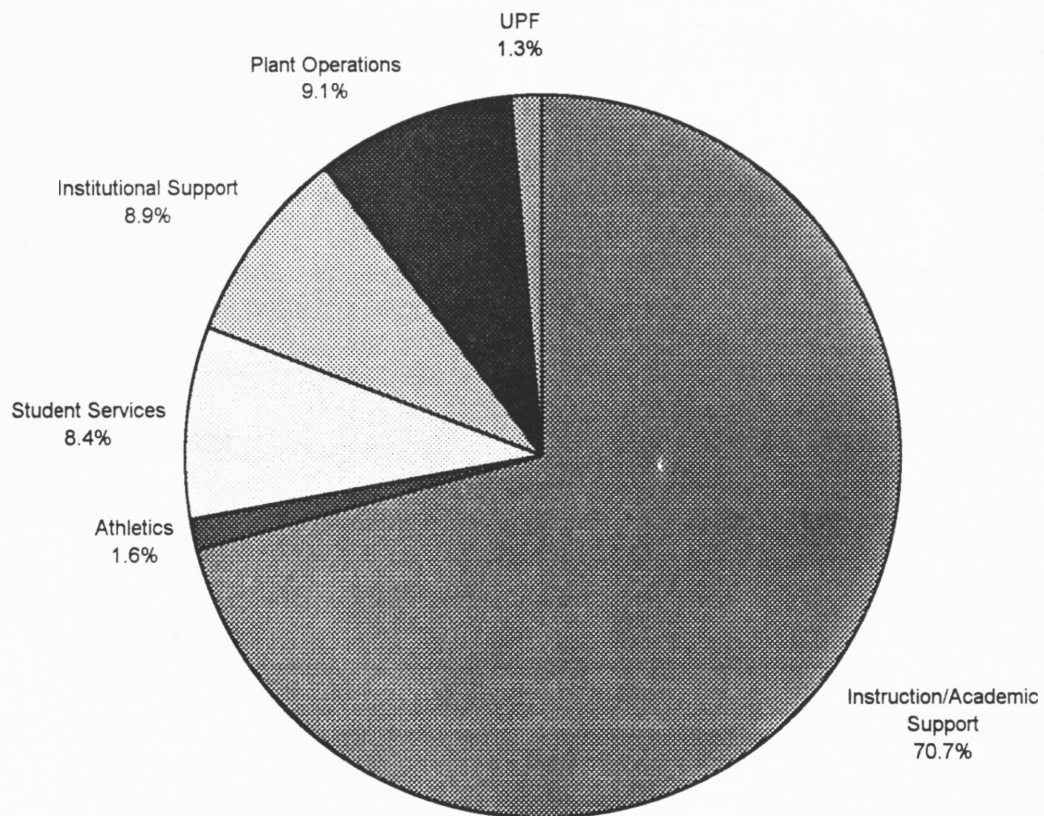
FUND	POSITIONS	AMOUNT
PARKING FEES	14.0	
Campus Expenditure Budget		875,567
Transfer to Reserves		589,990
Systemwide Expenses		52,199
TOTAL	14.0	1,517,756
CONTINUING EDUCATION REVENUE FUND	11.0	
Campus Expenditure Budget		3,753,904
Contingency Reserve		46,096
TOTAL	11.0	3,800,000
LOTTERY REVENUE FUND		
Ed Equity - Access & Retention		256,615
African American Scholarships		10,000
Teacher Diversity		75,000
California Pre-Doctoral Program		5,000
Discretionary		861,000
One Time Distribution		454,000
TOTAL		1,661,615

**1995-96 CALIFORNIA STATE UNIVERSITY, FRESNO
GENERAL FUND BUDGET SUMMARY**

ALLOCATED BUDGET		86,281,532 ¹
Academic Affairs	70,865,527	
Administrative Services	12,293,521	
University Advancement	901,845	
Central Management	759,264	
Athletics	1,461,375	
 CENTRALLY MONITORED FUNDS		 30,449,276
1995-96 Compensation	1,857,339	
Benefits	19,930,747	
Student Financial Aid	6,452,211	
Work-Study	441,802	
Space Rental	239,072	
General Services Charges	53,500	
Energy Bond Payments	526,875	
IRT/SIMS	118,505	
Workers Compensation/IDL/NDI	829,225	
 UNIVERSITY PRIORITY FUND		 1,286,771
 UNIVERSITY RESERVE		 <u>2,266,716</u>
 GRAND TOTAL		 120,284,295

¹ includes 1993-94 final annuity payments for early retirement
does not include one-time lottery distribution

1995-96 Divisional Baseline Allocations



1995-96 GENERAL FUND
BASELINE BY PERCENTAGES AND TOTAL ALLOCATIONS

	ALLOCATION PERCENTAGE	LEVEL A BASELINE ALLOCATION	NET ADJUSTMENTS TO BASELINE	TOTAL ALLOCATION
INSTRUCTION/ACADEMIC SUPPORT	70.7%	58,963,499	2,842,054 ¹	61,805,553 ²
STUDENT SERVICES	8.4%	7,005,564	801,868	7,807,432 ²
INSTITUTIONAL SUPPORT	8.9%			
Communications	2.0%	1,667,991	(415,449)	1,252,542
VP Administration	3.5%	2,944,006	420,015	3,364,021 ²
VP Advancement	1.0%	850,676	51,169	901,845
Human Resources	1.2%	959,095	123,875	1,082,970
Executive Management	1.2%	1,000,795	(241,531)	759,264 ²
PLANT OPERATIONS	9.1%	7,589,361	257,169	7,846,530
ATHLETICS	1.6%	1,334,393	126,982	1,461,375
UNIVERSITY PRIORITY FUND	1.3%	1,084,194	202,577	1,286,771
TOTAL	100.0%	83,399,574	4,168,729	87,568,303

¹ less one-time lottery distribution

² includes 1993-94 final annuity payments
for early retirement

**1995-96 GENERAL FUND BUDGET ALLOCATIONS
BY AREA OF RESPONSIBILITY**

	POSITIONS	SALARY	OPERATING EXPENSES AND EQUIP.	TOTAL ALLOCATION
ACADEMIC AFFAIRS				\$ 70,865,527 ¹
Instruction	841.3	48,157,697	2,841,729	50,999,426
Academic Support	125.5	7,298,217	3,507,910	10,806,127
Student Services	171.3	6,823,904	983,528	7,807,432
Communication	3.0	153,780	1,098,762	1,252,542
ADMINISTRATIVE SERVICES	206.0	7,610,835	4,682,686	12,293,521
UNIVERSITY ADVANCEMENT	13.0	615,623	286,222	901,845
CENTRAL MANAGEMENT	11.25	588,184	171,080	759,264
ATHLETICS	20.0	1,425,065	36,310	1,461,375
UNIVERSITY PRIORITY FUND			1,286,771	1,286,771
TOTAL	1391.35	\$ 72,673,305	\$ 14,894,998	\$ 87,568,303
¹ does not include one-time lottery distribution				

**1995-96 BUDGET
ACADEMIC AFFAIRS**

SCHOOL/DEPARTMENT	SALARIES	OPERATING EXPENSE & EQUIPMENT	TOTAL BUDGET
Instruction			
School of Agriculture	3,861,776	166,352	4,028,128
School of Arts & Humanities	10,026,203	393,423 ¹	10,419,626
Craig School of Business	5,850,157	142,034	5,992,191
School of Education	4,233,759	417,926 ²	4,651,685
School of Engineering	3,393,192	225,866	3,619,058
School of Health & Social Work	5,753,695	184,533	5,938,228
School of Natural Science	7,164,496	375,280	7,539,776
School of Social Science	5,925,590	92,121	6,017,711
Graduate Studies	388,596	10,770	399,366
Provost/VPAA			
Provost	218,640	93,000	311,640
Academic Senate	76,800	12,524	89,324
AP: Academic Planning & Student Svcs	101,796	11,000	112,796
Academic Curriculum	130,945	12,000	142,945
Community Service	41,184		41,184
Catalog Office	48,126	30,000	78,126
AP: Academic Resources/Scheduling	309,826	22,000	331,826
Applied Ethics	62,784		62,784
COS Center	66,972	39,700	106,672
Academic Personnel	151,992	26,000	177,992
Academic Services		330,433	330,433
HG Project		10,000	10,000
Institutional Research	128,928	6,000	134,928
Accreditation		50,000	50,000
Alliance for Minority Partnerships		51,151	51,151
Faculty Recruitment		60,000	60,000
Grants & Research	128,168	28,077	156,245
International Programs		3,500	3,500
IRA: Theatre Arts		19,704	19,704
IRA: KFSR		19,703	19,703
Trustee Professor	84,072	2,700	86,772
University Art Galleries		5,932	5,932
University Lecture Series	10,000		10,000
SUBTOTAL - INSTRUCTION	48,157,697	2,841,729	50,999,426

¹ includes marching band

² includes contract services

**1995-96 BUDGET
ACADEMIC AFFAIRS**

SCHOOL/DEPARTMENT	SALARIES	OPERATING EXPENSE & EQUIPMENT	TOTAL BUDGET
Academic Support			
Academic Innovation Center (AIC)	118,212	130,000	248,212
Media Services	719,064	163,102	882,166
CATI	599,905	412,782	1,012,687
College Farm	839,987	500,822	1,340,809
CCMS	1,809,472	545,532	2,355,004
Instructional Computers		280,000	280,000
Joint Doctoral Program	59,900	135,108	195,008
Library Services	2,988,185	761,531	3,749,716
SIMS		75,000	75,000
Student Writing Skills (ISWS)	163,492		163,492
Academic Resources-Unallocated		458,195	458,195
Academic Resources-Unallocated		45,838	45,838
SUBTOTAL - ACADEMIC SUPPORT	7,298,217	3,507,910	10,806,127

SCHOOL/DEPARTMENT	SALARIES	OPERATING EXPENSE & EQUIPMENT	TOTAL BUDGET
Communication	153,780	1,098,762	1,252,542
SUBTOTAL - COMMUNICATION	153,780	1,098,762	1,252,542

**1995-96 BUDGET
ACADEMIC AFFAIRS**

SCHOOL/DEPARTMENT	SALARIES	OPERATING EXPENSE & EQUIPMENT	TOTAL BUDGET
ENROLLMENT SERVICES			
Associate V.P. Office	106,920	5,000	111,920
Admissions/Records/Evaluations	1,751,256	95,908	1,847,164
Advising	195,300	11,500	206,800
Financial Aid	950,472	29,325	979,797
Orientation	65,136	4,552	69,688
Student Affirmative Action	216,720	85,515	302,235
Testing	131,952	4,500	136,452
University Outreach Services	266,292	42,000	308,292
College Readiness		40,000	40,000
SUBTOTAL-ENROLLMENT SERVICES	3,684,048	318,300	4,002,348
STUDENT SERVICES			
Dean's Office	218,541	170,708	389,249
Career Development	456,672	33,003	489,675
Disabled Students	233,220	80,000	313,220
Educational Opportunity Program (EOP)	568,875	95,133	664,008
Intensive Learning Experience (ILE)	49,098	142,781	191,879
International Students	241,961	25,000	266,961
Learning Resource Center	110,916	42,753	153,669
Re-entry	138,108	23,750	161,858
Student Health & Counseling	593,073		593,073
Student Life	336,948	33,250	370,198
University Migrant Services	110,304	16,000	126,304
Women's Resource Center	82,140	2,850	84,990
SUBTOTAL - STUDENT SERVICES	3,139,856	665,228	3,805,084
TOTAL - STUDENT SERVICES & ENROLLMENT SERVICES	6,823,904	983,528	7,807,432
TOTAL ACADEMIC AFFAIRS	63,475,200	7,390,327	70,865,527

**1995-96 BUDGET
ADMINISTRATIVE SERVICES**

SCHOOL/DEPARTMENT	SALARIES	OPERATING EXPENSE & EQUIPMENT	TOTAL BUDGET
VICE PRESIDENT FOR ADMINISTRATION	188,061	53,495	241,556
		454,306 ¹	454,306
FINANCIAL MANAGEMENT			
Controller	85,008	45,194	130,202
Accounting Services	644,520	58,888	703,408
Payroll	257,352	7,088	264,440
Procurement/Shipping & Receiving	611,148		611,148
Student Aid Accounting	340,464	19,480	359,944
PUBLIC SAFETY			
Police	904,836	51,976	956,812
Environmental Health and Safety	138,024	154,393 ²	292,417
FACILITIES MANAGEMENT			
Facilities Planning	168,372	83,635	252,007
Plant Operations	3,504,300	712,339	4,216,639
Utilities		2,962,113 ³	2,962,113
HUMAN RESOURCES			
Human Resources Administration	167,196	39,013	206,209
Personnel	509,022	36,066	545,088
Employees Assistance Program (EAP)	92,532	4,700	97,232
TOTAL ADMINISTRATIVE SERVICES	7,610,835	4,682,686	12,293,521

¹ VPA General

² includes Hazardous Waste

³ less 1994-95 roll forward funds

**1995-96 BUDGET
UNIVERSITY ADVANCEMENT**

SCHOOL/DEPARTMENT	SALARIES	OPERATING EXPENSE & EQUIPMENT	TOTAL BUDGET
VICE PRESIDENT FOR UNIVERSITY ADVANCEMENT	191,223	173,222	364,445
DEVELOPMENT	168,804	20,000	188,804
PUBLIC INFORMATION	171,728	51,000	222,728
ALUMNI RELATIONS	83,868	32,000	115,868
CORPORATE & FOUNDATION RELATIONS		10,000	10,000
TOTAL UNIVERSITY ADVANCEMENT	615,623	286,222	901,845

**1995-96 BUDGET
CENTRAL MANAGEMENT**

SCHOOL/DEPARTMENT	SALARIES	OPERATING EXPENSE & EQUIPMENT	TOTAL BUDGET
PRESIDENT'S OFFICE	323,473	97,078	420,551
BUDGET AND INTERNAL AUDIT	264,711	16,084	280,795
MEMBERSHIPS		57,918	57,918
TOTAL CENTRAL MANAGEMENT	588,184	171,080	759,264

**1995-96 BUDGET
ATHLETICS**

SCHOOL/DEPARTMENT	SALARIES	OPERATING EXPENSE & EQUIPMENT	BUDGET
ATHLETICS	1,425,065	36,310	1,461,375
TOTAL ATHLETICS	1,425,065	36,310	1,461,375

**1995-96 POSITION UTILIZATION SUMMARY
ACADEMIC AFFAIRS**

SCHOOL/DEPARTMENT	POSITIONS			
	FACULTY	STAFF	MANAGEMENT	TOTAL
INSTRUCTION AND ACADEMIC SUPPORT				
School of Agriculture	47.00	18.50	2.00	67.50
College Farm	-	18.50	2.00	20.50
CATI	1.00	9.00	1.00	11.00
School of Arts & Humanities	139.25	27.75	1.75	168.75
Craig School of Business	71.00	17.80	4.00	92.80
School of Education	52.75	18.00	4.00	74.75
School of Engineering	41.00	10.50	1.75	53.25
School of Health & Social Work	74.00	19.00	1.00	94.00
School of Natural Science	86.50	30.25	3.00	119.75
School of Social Science	83.50	13.50	1.50	98.50
Graduate Studies	1.00	7.00	1.00	9.00
Provost/VPAA				
Provost	-	3.00	1.00	4.00
Academic Senate	-	2.00	-	2.00
Academic Planning	-	1.00	1.00	2.00
Academic Curriculum	-	1.50	1.00	2.50
Catalog Office	-	1.50	-	1.50
Academic Resources	-	3.00	2.00	5.00
Applied Ethnic Program	1.00	-	-	1.00
COS Center	-	2.00	1.00	3.00
Academic Personnel	-	2.00	1.00	3.00
Institutional Research	-	1.50	1.00	2.50
Accreditation				-
Alliance for Minority Partnerships				-
Faculty Recruitment				-
Grants & Research	-	2.00	1.00	3.00
International Programs	-	1.00	-	1.00
Trustee Professor	-	-	1.00	1.00
Academic Innovation Center (AIC)	-	2.00	1.00	3.00
Library Services	22.00	44.50	2.00	68.50
Joint Doctoral Program	-	2.00	-	2.00
CCMS				
Media Services (A/V Services)	-	13.00	2.00	15.00
Computing Services (Admin)	-	32.00	5.00	37.00
Communication	-	3.00	-	3.00
SUBTOTAL	620.00	306.80	43.00	969.80

**1995-96 POSITION UTILIZATION SUMMARY
ACADEMIC AFFAIRS**

SCHOOL/DEPARTMENT	POSITIONS			
	FACULTY	STAFF	ADMINISTRATOR	TOTAL
ENROLLMENT SERVICES				
Associate V.P. Office	-	1.00	1.00	2.00
Admissions/Records/Evaluations	-	49.00	1.00	50.00
Advising	-	3.00	1.00	4.00
Financial Aid	-	24.25	1.00	25.25
Student Affirmative Action	-	6.00	-	6.00
Student Aid Accounting	-	2.00	-	2.00
Testing	1.00	2.00	-	3.00
University Outreach Services	-	5.00	1.00	6.00
SUBTOTAL	1.00	92.25	5.00	98.25
STUDENT SERVICES				
Dean's Office	-	3.00	1.00	4.00
Career Development	-	9.00	2.00	11.00
Disabled Students	-	5.00	1.00	6.00
Educational Opportunity Program (EOP)	-	12.75	2.00	14.75
Intensive Learning Experience (ILE)	-	1.50	-	1.50
International Students	-	5.50	1.00	6.50
Learning Resource Center	-	2.00	1.00	3.00
Re-entry	-	4.00	-	4.00
Student Health & Counseling	2.80	6.00	3.00	11.80
Student Life	1.00	5.00	1.00	7.00
University Migrant Services	-	2.00	-	2.00
Women's Resource Center	-	1.50	-	1.50
SUBTOTAL	3.80	57.25	12.00	73.05
TOTAL ACADEMIC AFFAIRS	624.80	456.30	60.00	1141.10

**1995-96 POSTION UTILIZATION SUMMARY
ADMINISTRATIVE SERVICES**

SCHOOL/DEPARTMENT	POSITIONS			
	FACULTY	STAFF	ADMINISTRATOR	TOTAL
VICE PRESIDENT FOR ADMINISTRATION	-	2.00	1.00	3.00
FINANCIAL MANAGEMENT				
Controller	-	-	1.00	1.00
Accounting Services	-	14.50	3.00	17.50
Payroll	-	6.00	1.00	7.00
Procurement	-	9.00	1.00	10.00
Shipping & Receiving	-	7.00	1.00	8.00
Student Aid Accounting		9.50	1.00	10.50
PUBLIC SAFETY				
Police	-	18.00	3.00	21.00
Environmental Health and Safety	-	3.00	-	3.00
FACILITIES MANAGEMENT				
Facilities Planning	-	2.00	1.00	3.00
Plant Operations	-	95.00	6.00	101.00
Utilities Management	-	-	1.00	1.00
Utilities Plant Personnel	-	4.00	1.00	5.00
HUMAN RESOURCES				
Human Resources Administration	-	2.00	1.00	3.00
Personnel	-	4.00	6.00	10.00
Employee Assistance Program (EAP)	-	1.00	1.00	2.00
TOTAL ADMINISTRATIVE SERVICES	-	177.00	29.00	206.00

1995-96 POSITION UTILIZATION SUMMARY
UNIVERSITY ADVANCEMENT

SCHOOL/DEPARTMENT	POSITIONS			
	FACULTY	STAFF	ADMINISTRATOR	TOTAL
VICE PRESIDENT FOR UNIVERSITY ADVANCEMENT	-	2.00	1.00	3.00
DEVELOPMENT	-	3.00	1.00	4.00
PUBLIC INFORMATION	-	2.00	2.00	4.00
ALUMNI RELATIONS	-	1.00	1.00	2.00
TOTAL UNIVERSITY ADVANCEMENT	-	8.00	5.00	13.00

1995-96 POSITION UTILIZATION SUMMARY

CENTRAL MANAGEMENT

SCHOOL/DEPARTMENT	P O S I T I O N S				
	FACULTY	STAFF	ADMINISTRATOR	MISC.	TOTAL
PRESIDENT'S OFFICE	-	4.50	2.00		6.50
BUDGET AND INTERNAL AUDIT	-	2.75	2.00		4.75
TOTAL CENTRAL MANAGEMENT		7.25	4.00		11.25

1995-96 POSITION UTILIZATION SUMMARY

ATHLETICS

SCHOOL/DEPARTMENT	POSITIONS				
	FACULTY	STAFF	ADMINISTRATOR	MISC.	TOTAL
ATHLETICS	15.00	1.00	4.00	-	20.00
TOTAL ATHLETICS	15.00	1.00	4.00	-	20.00

**1995-96 PROJECTED SALARY UTILIZATION
BY CATEGORY**

NAME	CLASS	TIMEBASE	ANNUAL SALARY
SCHOOL OF AGRICULTURE			
OFFICE OF THE DEAN			
MANAGEMENT			
Bartell, D.	Administrator IV	1.00	100,704
Total Management		1.00	100,704
STAFF			
Bacon, D.	Instructional Support Technician III	1.00	43,404
Goodman, L.	Clerical Assistant IV	1.00	30,828
Graves, D.	Administrative Operations Analyst I	1.00	32,580
Miyasaki, M.	Clerical Assistant II	1.00	21,792
Ramirez, C.	Administrative Operations Analyst III	1.00	51,108
Stewart, J.	Student Services Professional I - 12 mo.	1.00	32,676
Total Staff		6.00	212,388
TOTAL OFFICE OF THE DEAN		7.00	313,092
DEPARTMENT OF AGRICULTURAL ECONOMICS			
FACULTY			
Batista, J.	Instructional Faculty - AY	1.00	52,044
Cothorn, J.	Instructional Faculty - AY	1.00	62,784
Hagen, J.	Instructional Faculty - AY	1.00	62,784
Mason, H.	Instructional Faculty - AY	1.00	62,784
Minami, D.	Instructional Faculty - AY	1.00	54,516
Pherson, C.	Instructional Faculty - 12 mo.	1.00	74,083
Shields, J.	Instructional Faculty - AY	1.00	62,784
Smith, D.	Instructional Faculty - AY	0.50	31,392
Smith, D.	Department Chair - AY	0.50	31,392
Williams, D.	Instructional Faculty - AY	1.00	62,784
Total Faculty		9.00	557,347
MANAGEMENT			
Nef, D.	Administrator III	1.00	70,333
Total Management		1.00	70,333
STAFF			
Simmons, G.	Departmental Secretary II, Stenography	1.00	30,468
Total Staff		1.00	30,468
TOTAL DEPARTMENT OF AGRICULTURAL ECONOMICS		11.00	658,148

Note: Based on salary data as of 10/95,
however does not reflect FY 95/96 salary increases
(not all bargaining units had settled at time of publication).

**1995-96 PROJECTED SALARY UTILIZATION
BY CATEGORY**

NAME	CLASS	TIMEBASE	ANNUAL SALARY
SCHOOL OF AGRICULTURE			
DEPARTMENT OF ANIMAL SCIENCE AND AGRICULTURAL EDUCATION			
FACULTY			
Jacobs, J.	Instructional Faculty - 12 mo.	1.00	72,384
Parham, A.	Instructional Faculty - AY	1.00	52,044
Perry, R.	Instructional Faculty - 12 mo.	1.00	54,516
Rodiek, A.	Department Chair - 12 mo.	1.00	72,384
Rogers, R.	Instructional Faculty - 12 mo.	1.00	72,384
Thomas, M.	Instructional Faculty - 12 mo.	1.00	65,868
Williamson, S.	Instructional Faculty - 12 mo.	1.00	72,384
Total Faculty		7.00	461,964
STAFF			
Fisher, V.	Departmental Secretary II	1.00	30,468
Total Staff		1.00	30,468
TOTAL DEPARTMENT OF ANIMAL SCIENCE AND AGRICULTURAL EDUCATION		8.00	492,432
DEPARTMENT OF ENOLOGY, FOOD SCIENCE AND NUTRITION			
FACULTY			
Caid, N.	Department Chair - 12 mo.	1.00	72,384
Dunford, M.	Instructional Faculty - AY	1.00	41,184
Kim, J.	Instructional Faculty - AY	1.00	62,784
Kissick, E.	Instructional Faculty - AY	1.00	62,784
Muller, C.	Vocational Instructor - 12 mo.	1.00	72,384
Witte, S.	Instructional Faculty - AY	1.00	37,560
Total Faculty		6.00	349,080
STAFF			
Fahrney, B.	Departmental Secretary II, Stenography	1.00	30,468
Fugelsang, K.	Instructional Support Technician III	1.00	43,404
Tom, H.	Instructional Support Assistant II	0.50	10,068
Total Staff		2.50	83,940
TOTAL DEPARTMENT OF ENOLOGY, FOOD SCIENCE AND NUTRITION		8.50	433,020

Note: Based on salary data as of 10/95,
however does not reflect FY 95/96 salary increases
(not all bargaining units had settled at time of publication).

**1995-96 PROJECTED SALARY UTILIZATION
BY CATEGORY**

NAME	CLASS	TIMEBASE	ANNUAL SALARY
SCHOOL OF AGRICULTURE			
DEPARTMENT OF FAMILY STUDIES & HOME ECONOMICS			
FACULTY			
Berrett, R.	Instructional Faculty - AY	1.00	62,784
Dickerson, D.	Instructional Faculty - AY	1.00	49,632
Dilbeck, N.	Instructional Faculty - AY	0.80	43,613
Dilbeck, N.	Department Chair - AY	0.20	10,903
Fasse, W.	Instructional Faculty - AY	1.00	49,632
Jackson, B.	Instructional Faculty - AY	1.00	62,784
Kilner, M.	Instructional Faculty - AY	1.00	62,784
Krebs, W.	Instructional Faculty - AY	1.00	62,784
Kunimitsu, V.	Instructional Faculty - AY	1.00	62,784
Total Faculty		8.00	467,700
STAFF			
Griffin, S.	Departmental Secretary II, Stenography	1.00	30,468
Wilson, N.	Instructional Support Assistant II	0.50	11,940
Total Staff		1.50	42,408
TOTAL DEPARTMENT OF FAMILY STUDIES AND HOME ECONOMICS		9.50	510,108
DEPARTMENT OF INDUSTRIAL ARTS AND TECHNOLOGY			
FACULTY			
Adrian, M.	Instructional Faculty - AY	1.00	62,784
Au, T.	Instructional Faculty - AY	1.00	59,916
Cullen, C.	Instructional Faculty - AY	1.00	62,784
Gaiser, E.	Instructional Faculty - AY	1.00	49,632
Grannis, G.	Instructional Faculty - AY	1.00	62,784
Gullickson, N.	Instructional Faculty - AY	1.00	62,784
Moshier, K.	Instructional Faculty - AY	0.50	31,392
Moshier, K.	Department Chair - AY	0.50	31,392
Paglierani, G.	Instructional Faculty - AY	1.00	62,784
Winegar, G.	Instructional Faculty - AY	1.00	62,784
Yen, M	Instructional Faculty - AY	1.00	62,784
Total Faculty		10.00	611,820
STAFF			
Geiger, B.	Equipment Technician II, Electro-Mechanical	1.00	39,528
Hiller, T.	Instructional Support Technician III	1.00	43,404
Johnson, K.	Departmental Secretary III	1.00	30,660
Love, C.	Clerical Assistant III	0.50	13,260
Miyasaki, D.	Instructional Computing Consultant II	1.00	45,684
Total Staff		4.50	172,536
TOTAL DEPARTMENT OF INDUSTRIAL ARTS AND TECHNOLOGY		14.50	784,356

Note: Based on salary data as of 10/95,
however does not reflect FY 95/96 salary increases
(not all bargaining units had settled at time of publication).

**1995-96 PROJECTED SALARY UTILIZATION
BY CATEGORY**

NAME	CLASS	TIMEBASE	ANNUAL SALARY
SCHOOL OF AGRICULTURE			
DEPARTMENT OF PLANT SCIENCE AND MECHANIZED AGRICULTURE			
FACULTY			
Badr, S.	Department Chair - 12 mo.	1.00	72,384
Bowerman, E.	Instructional Faculty - AY	1.00	62,784
Hile, M.	Instructional Faculty - 12 mo.	1.00	72,384
Koch, G.	Instructional Faculty - AY	1.00	62,784
Krauter, C.	Instructional Faculty - AY	1.00	62,784
Mayse, M.	Instructional Faculty - 12 mo.	1.00	72,384
Olney, A.	Instructional Faculty - 12 mo.	1.00	72,384
Total Faculty		7.00	477,888
STAFF			
Devine, C.	Departmental Secretary III, Stenography	1.00	33,504
Lee, C.	Crop Technician II	1.00	38,244
Total Staff		2.00	71,748
TOTAL DEPARTMENT OF PLANT SCIENCE AND MECHANIZED AGRICULTURE		9.00	549,636
COLLEGE FARM			
MANAGEMENT			
Downing, B.	Administrator I	1.00	47,304
Ritenour, G.	Administrator III	1.00	84,672
Tota. Management		2.00	131,976
STAFF			
Actis, G.	Farm Laborer	0.50	14,128
Carpenter, R.	Farm Maintenance Mechanic	1.00	41,064
Conrad, P.	Administrative Operations Analyst III	1.00	51,108
Deaver, J.	Livestock Technician II	1.00	38,244
Dietrich, K.	Farm Maintenance Mechanic	1.00	41,064
Favagrossa, L.	Instructional Support Technician III	1.00	41,436
Jones, D.	Livestock Technician II	1.00	38,244
Master, C.	Heavy Equipment Mechanic	1.00	39,432
Mosinski, M.	Instructional Support Technician II	1.00	39,528
Reyes, E.	Lead Automotive and Equipment Mechanic	1.00	40,344
Rickard, W.	Farm Maintenance Mechanic	1.00	41,064
Robinson, A.	Administrative Operations Analyst II	1.00	38,628
Salwasser, M.	Crop Technician I	1.00	33,324
Semple, R.	Crop Technician II	1.00	38,244
Vasquez, S.	Crop Technician II	1.00	38,244
Wheeler, B.	Farm Laborer	1.00	17,275
Wilson, A.	Clerical Assistant III	1.00	27,684
Wise, J.	Farm Maintenance Mechanic	1.00	41,064
Woodard, K.	Farm Laborer	1.00	17,709
Total Staff		18.50	677,828
TOTAL COLLEGE FARM		20.50	809,804

Note: Based on salary data as of 10/95,
however does not reflect FY 95/96 salary increases
(not all bargaining units had settled at time of publication).

**1995-96 PROJECTED SALARY UTILIZATION
BY CATEGORY**

NAME	CLASS	TIMEBASE	ANNUAL SALARY
SCHOOL OF AGRICULTURE			
CATI (CALIFORNIA AGRICULTURAL TECHNOLOGY INSTITUTE)			
FACULTY			
Striegler, R.	Lecturer - 12 mo.	1.00	52,044
Total Faculty		1.00	52,044
MANAGEMENT			
Webb, P.	Administrator II	1.00	54,168
Total Management		1.00	54,168
STAFF			
Alatorre, L.	Administrative Operations Analyst I	1.00	35,712
Chrisman, H.	Clerical Assistant IV	1.00	29,034
Clary, C.	Research Technician III	1.00	48,780
Deakin, D.	Assistant Budget Analyst	1.00	40,452
Ennen, J.	Administrative Operations Analyst I	1.00	35,712
Jorgensen, G.	Research Technician III	1.00	48,780
Oliphant, J.	Research Technician III	1.00	44,400
Naffziger, K.	Extended Education Specialist I	1.00	33,768
Wood, C.	Clerical Assistant IV	1.00	30,828
Total Staff		9.00	347,466
TOTAL CATI		11.00	453,678
TOTAL SCHOOL OF AGRICULTURE		99.00	5,004,274

Note: Based on salary data as of 10/95,
however does not reflect FY 95/96 salary increases
(not all bargaining units had settled at time of publication).

**1995-96 PROJECTED SALARY UTILIZATION
BY CATEGORY**

NAME	CLASS	TIMEBASE	ANNUAL SALARY
SCHOOL OF ARTS & HUMANITIES			
OFFICE OF THE DEAN			
MANAGEMENT			
Costa, L.	Administrator IV	1.00	101,964
Total Management		1.00	101,964
STAFF			
Freeman, G.	Senior Secretary	1.00	28,788
Gaines, D.	Instructional Computing Consultant II	1.00	45,684
Hulst, J.	Administrative Operations Analyst I	1.00	32,580
Millar, C.	Administrative Operations Analyst III	1.00	48,780
Total Staff		4.00	155,832
TOTAL OFFICE OF THE DEAN		5.00	257,796
DEPARTMENT OF ARMENIAN STUDIES			
FACULTY			
Kouymjian, D.	Instructional Faculty - AY	1.00	62,784
Total Faculty		1.00	62,784
TOTAL DEPARTMENT OF ARMENIAN STUDIES		1.00	62,784
DEPARTMENT OF ART			
FACULTY			
Anderson, L.	Instructional Faculty - AY	1.00	62,784
Blanton, R.	Instructional Faculty - AY	1.00	62,784
Brian, N.	Instructional Faculty - AY	1.00	62,784
Delaney, R.	Instructional Faculty - AY	1.00	62,784
Fleming, P.	Instructional Faculty - AY	1.00	57,156
* Gaines, C.	Instructional Faculty - AY	1.00	62,784
Hennings-Smith, P.	Instructional Faculty - AY	0.50	31,392
Hennings-Smith, P.	Department Chair - AY	0.50	31,392
Jenne, R.	Instructional Faculty - AY	1.00	62,784
Maughelli, M.	Instructional Faculty - AY	1.00	62,784
McCurry, G.	Instructional Faculty - AY	1.00	59,916
McDougall, T.	Instructional Faculty - AY	1.00	62,784
Minschew Jr., W.	Instructional Faculty - AY	1.00	62,784
Nadaner, D.	Instructional Faculty - AY	1.00	59,916
Palomino, E.	Instructional Faculty - AY	1.00	54,516
Reichert, R.	Instructional Faculty - AY	1.00	62,784
Smalley, R.	Instructional Faculty - AY	1.00	62,784
Smith, I.	Instructional Faculty - AY	1.00	62,784
Strumwasser, G.	Instructional Faculty - AY	1.00	62,784
Total Faculty		18.00	1,110,480

* Leave Without Pay 95/96 (.50)

Note: Based on salary data as of 10/95,
however does not reflect FY 95/96 salary increases
(not all bargaining units had settled at time of publication).

**1995-96 PROJECTED SALARY UTILIZATION
BY CATEGORY**

NAME	CLASS	TIMEBASE	ANNUAL SALARY
SCHOOL OF ARTS & HUMANITIES			
DEPARTMENT OF ART			
STAFF			
Barnes, R.	Instructional Support Technician III	1.00	36,168
Dupras, C.	Secretary	1.00	28,584
Hartman, C.	Instructional Support Assistant II	0.50	10,956
Phillips, J.	Departmental Secretary III, Stenography	1.00	33,504
Smith, J.	Instructional Support Technician I	0.50	15,012
Total Staff		4.00	124,224
TOTAL DEPARTMENT OF ART		22.00	1,234,704
DEPARTMENT OF ENGLISH			
FACULTY			
Alexander, L.	Instructional Faculty - AY	1.00	54,516
Bernthal, C.	Instructional Faculty - AY	1.00	49,632
Chua, C.	Instructional Faculty - AY	1.00	62,784
Cowling, W.	Department Chair - AY	0.80	50,227
Cowling, W.	Instructional Faculty - AY	0.20	12,557
Faderman, L.	Instructional Faculty - AY	1.00	62,784
Gilewicz, M.	Instructional Faculty - AY	1.00	47,376
Hales, C.	Instructional Faculty - AY	1.00	51,642
Hales, J.	Instructional Faculty - AY	1.00	51,266
Hansen, R.	Instructional Faculty - AY	1.00	41,184
Hanzlicek, C.	Instructional Faculty - AY	1.00	62,784
Hart, F.	Instructional Faculty - AY	1.00	62,784
Hendrix, L.	Instructional Faculty - AY	1.00	47,376
Henson, C.	Instructional Faculty - AY	1.00	54,516
Jenkins, R.	Instructional Faculty - AY	1.00	47,376
Johnson, J.	Instructional Faculty - AY	1.00	54,516
McDermott, J.	Instructional Faculty - AY	1.00	62,784
McKnight, H.	Instructional Faculty - AY	1.00	62,784
Paul, M.	Instructional Faculty - AY	1.00	62,784
Pickering, J.	Instructional Faculty - AY	1.00	62,784
Rosenthal, J.	Instructional Faculty - AY	1.00	62,784
* Sanchez Jr., R.	Instructional Faculty - AY	1.00	49,632
Simmons, A.	Instructional Faculty - AY	1.00	62,784
Tate, M.	Instructional Faculty - AY	1.00	62,784
Wall, C.	Instructional Faculty - AY	1.00	47,016
Walton, J.	Instructional Faculty - AY	1.00	62,784
Weston, L.	Instructional Faculty - AY	1.00	47,376
Wieland, L.	Instructional Faculty - AY	1.00	44,874
Yarbrough, J.	Instructional Faculty - AY	1.00	51,642
Zumwalt, E.	Instructional Faculty - AY	1.00	62,784
Total Faculty		29.00	1,618,916

* Leave Without Pay 1995/96

Note: Based on salary data as of 10/95,
however does not reflect FY 95/96 salary increases
(not all bargaining units had settled at time of publication).

**1995-96 PROJECTED SALARY UTILIZATION
BY CATEGORY**

NAME	CLASS	TIMEBASE	ANNUAL SALARY
SCHOOL OF ARTS & HUMANITIES			
DEPARTMENT OF ENGLISH			
STAFF			
Carbone, D.	Clerical Assistant III	1.00	27,684
Love, C.	Clerical Assistant III	0.50	13,260
Merritt, D.	Departmental Secretary III, Stenography	1.00	33,504
Total Staff		2.50	74,448
TOTAL DEPARTMENT OF ENGLISH		31.50	1,693,364
DEPARTMENT OF FOREIGN LANGUAGES			
FACULTY			
Amaral, J.	Instructional Faculty - AY	1.00	54,516
Barta, J.	Instructional Faculty - AY	1.00	62,784
Engle, D.	Instructional Faculty - AY	1.00	45,216
Freeman, G.	Instructional Faculty - AY	1.00	62,784
Gendron, M.	Instructional Faculty - AY	0.50	31,392
Gendron, M.	Department Chair - AY	0.50	31,392
Gill, J.	Instructional Faculty - AY	1.00	62,784
Hanson, V.	Instructional Faculty - AY	1.00	62,784
Kuhn, R.	Instructional Faculty - AY	1.00	49,632
Lopezurrutia, M.	Instructional Faculty - AY	1.00	62,784
Santesteban, I.	Instructional Faculty - AY	1.00	62,784
Sauer, K.	Instructional Faculty - AY	1.00	62,784
Slaniceanu, A.	Instructional Faculty - AY	1.00	62,784
Thornton, B.	Instructional Faculty - AY	1.00	49,632
Zaragoza, C.	Instructional Faculty - AY	1.00	54,516
Total Faculty		14.00	818,568
STAFF			
Hazeltine, D.	Departmental Secretary III, Stenography	1.00	33,504
Negrete	Clerical Assistant II	1.00	24,660
Total Staff		2.00	58,164
TOTAL DEPARTMENT OF FOREIGN LANGUAGES		16.00	876,732

Note: Based on salary data as of 10/95,
however does not reflect FY 95/96 salary increases
(not all bargaining units had settled at time of publication).

**1995-96 PROJECTED SALARY UTILIZATION
BY CATEGORY**

NAME	CLASS	TIMEBASE	ANNUAL SALARY
SCHOOL OF ARTS & HUMANITIES			
DEPARTMENT OF MASS COMMUNICATION & JOURNALISM			
FACULTY			
Adams, R.	Instructional Faculty - AY	0.80	50,227
Adams, R.	Department Chair - AY	0.20	12,557
Adams, P.	Instructional Faculty - AY	1.00	62,784
Asahina, R.	Instructional Faculty - AY	1.00	62,784
Atwood, R.	Instructional Faculty - AY	1.00	59,916
Flynn, G.	Instructional Faculty - AY	1.00	49,632
Jackson, M.	Instructional Faculty - AY	1.00	43,164
Lane, P.	Instructional Faculty - AY	1.00	62,784
Lewis, D.	Instructional Faculty - AY	1.00	62,784
Monson, W.	Instructional Faculty - AY	1.00	62,784
Rehart Jr., B.	Instructional Faculty - AY	1.00	62,784
Tucker, J.	Instructional Faculty - AY	1.00	62,784
Wilson, J.	Instructional Faculty - AY	1.00	54,516
Zeletzny, J.	Instructional Faculty - AY	1.00	52,044
Total Faculty		13.00	761,544
STAFF			
Panico, S.	Departmental Secretary II, Stenography	1.00	30,468
Tavarez, N.	Clerical Assistant III	1.00	26,520
Total Staff		2.00	56,988
TOTAL DEPARTMENT OF MASS COMMUNICATION AND JOURNALISM		15.00	818,532

DEPARTMENT OF LINGUISTICS

FACULTY			
Baltra, A.	Instructional Faculty - AY	1.00	54,516
Birch, B.	Instructional Faculty - AY	1.00	43,164
Lipp, E.	Instructional Faculty - AY	1.00	49,632
* Master, P.	Instructional Faculty - AY	1.00	45,216
McMenamin, G.	Instructional Faculty - AY	0.50	29,958
McMenamin, G.	Department Chair - AY	0.50	29,958
Mistry, P.	Instructional Faculty - AY	1.00	62,784
Okamoto, S..	Instructional Faculty - AY	1.00	47,376
Raney, G.	Instructional Faculty - AY	1.00	62,784
Samiian, V.	Instructional Faculty - AY	0.25	12,408
Thurgood, G.	Instructional Faculty - AY	1.00	57,156
Weitzman, R.	Instructional Faculty - AY	1.00	62,784
Zeldis, J.	Instructional Faculty - AY	1.00	62,784
Total Faculty		11.25	620,520

* Leave Without Pay 1995/96

Note: Based on salary data as of 10/95,
however does not reflect FY 95/96 salary increases
(not all bargaining units had settled at time of publication).

**1995-96 PROJECTED SALARY UTILIZATION
BY CATEGORY**

NAME	CLASS	TIMEBASE	ANNUAL SALARY
SCHOOL OF ARTS & HUMANITIES			
DEPARTMENT OF LINGUISTICS			
MANAGEMENT			
Samiiian, V.	Administrator III	0.75	62,868
Total Management		0.75	62,868
STAFF			
Kiseloff, D.	Departmental Secretary II	1.00	25,704
Total Staff		1.00	25,704
TOTAL DEPARTMENT OF LINGUISTICS		13.00	709,092
DEPARTMENT OF MUSIC			
FACULTY			
Beaman, M.	Instructional Faculty - AY	1.00	47,376
Bumpass, K.	Instructional Faculty - AY	1.00	52,044
Clendenin Jr., W.	Instructional Faculty - AY	1.00	62,784
Degraffenreid, G.	Instructional Faculty - AY	1.00	34,320
Diaz, J.	Instructional Faculty - AY	1.00	49,632
Fortner, J.	Department Chair - AY	0.80	50,227
Fortner, J.	Instructional Faculty - AY	0.20	12,557
Gilroy, G.	Instructional Faculty - 12 mo.	1.00	59,686
Gilbert, S.	Instructional Faculty - AY	1.00	62,784
Hiebert, L.	Instructional Faculty - AY	1.00	45,216
Ishigaki, M.	Instructional Faculty - AY	1.00	47,376
Joseph Weil, H.	Instructional Faculty - AY	1.00	59,916
Margetts, D.	Instructional Faculty - AY	1.00	62,784
* Pena, M.	Instructional Faculty - AY	1.00	62,784
Serrano, J.	Instructional Faculty - AY	1.00	62,784
Sutherland, L.	Instructional Faculty - AY	1.00	62,784
Unruh, G.	Instructional Faculty - AY	1.00	62,784
Werz, A.	Instructional Faculty - AY	1.00	45,216
Total Faculty		17.00	943,054
STAFF			
Hiebert, T.	Accompanist II	0.50	13,692
Noell, B.	Departmental Secretary III	1.00	28,140
Quitoriano, R.	Instructional Support Technician II	1.00	39,528
Sanchez, C.	Clerical Assistant III	1.00	27,684
Velasquez, R.	Clerical Assistant II	0.75	1,300
Total Staff		4.25	110,344
TOTAL DEPARTMENT OF MUSIC		21.25	1,053,398

* Leave Without Pay 1995/96

Note: Based on salary data as of 10/95,
however does not reflect FY 95/96 salary increases
(not all bargaining units had settled at time of publication).

**1995-96 PROJECTED SALARY UTILIZATION
BY CATEGORY**

NAME	CLASS	TIMEBASE	ANNUAL SALARY
SCHOOL OF ARTS & HUMANITIES			
DEPARTMENT OF PHILOSOPHY			
FACULTY			
Amaral, P.	Instructional Faculty - AY	1.00	52,044
Bell, K.	Instructional Faculty - AY	1.00	49,632
** Berliner, A.	Instructional Faculty - AY	1.00	54,516
Blakeley, D.	Instructional Faculty - AY	0.80	43,613
Blakeley, D.	Department Chair - AY	0.20	10,903
Foster, H.	Instructional Faculty - AY	1.00	62,784
Kessler, W.	Instructional Faculty - AY	1.00	62,784
Maldonado, R.	Instructional Faculty - AY	1.00	43,164
Slinger, J.	Instructional Faculty - AY	1.00	62,784
Winant, T.	Instructional Faculty - AY	1.00	52,044
Total Faculty		9.00	494,268
STAFF			
Fearnside, J.	Departmental Secretary II	1.00	27,929
Total Staff		1.00	27,929
TOTAL DEPARTMENT OF PHILOSOPHY		10.00	522,197
DEPARTMENT OF SPEECH COMMUNICATIONS			
FACULTY			
Adams, K.	Instructional Faculty - AY	1.00	54,516
Anderson, R.	Instructional Faculty - AY	1.00	62,784
Bloom, M.	Instructional Faculty - AY	1.00	49,632
Bloom, V.	Instructional Faculty - AY	1.00	62,784
Bochin, H.	Instructional Faculty - AY	1.00	62,784
Cagle, J.	Instructional Faculty - AY	1.00	62,784
Carmichael, C.	Instructional Faculty - AY	1.00	62,784
Conlee, C.	Instructional Faculty - AY	1.00	54,516
Diestel, G.	Instructional Faculty - AY	1.00	62,784
Fraleigh, D.	Instructional Faculty - AY	1.00	45,216
Hennings, L.	Instructional Faculty - AY	1.00	62,784
Natharius, D.	Instructional Faculty - AY	1.00	62,784
Powell, R.	Instructional Faculty - AY	0.50	31,392
Powell, R.	Department Chair - AY	0.50	31,392
Quadro, D.	Instructional Faculty - AY	1.00	62,784
Sorensen, G.	Instructional Faculty - AY	1.00	54,516
Ullmann, W.	Instructional Faculty - AY	1.00	62,784
Total Faculty		16.00	949,020
STAFF			
Nagel, K.	Departmental Secretary II, Stenography	1.00	30,468
Total Staff		1.00	30,468
TOTAL DEPARTMENT OF SPEECH COMMUNICATIONS		17.00	979,488

** Difference in pay 1995/96

Note: Based on salary data as of 10/95,
however does not reflect FY 95/96 salary increases
(not all bargaining units had settled at time of publication).

**1995-96 PROJECTED SALARY UTILIZATION
BY CATEGORY**

NAME	CLASS	TIMEBASE	ANNUAL SALARY
SCHOOL OF ARTS & HUMANITIES			
DEPARTMENT OF THEATRE ARTS			
FACULTY			
Carrion, D.	Instructional Faculty - AY	1.00	47,376
Drake, M.	Instructional Faculty - AY	1.00	49,632
Ellis, T.	Instructional Faculty - AY	1.00	37,560
Emanuel, E.	Instructional Faculty - AY	1.00	62,784
Griffin, R.	Instructional Faculty - AY	1.00	62,784
Johnson, R.	Instructional Faculty - AY	0.50	31,392
Johnson, R.	Department Chair - AY	0.50	31,392
McKinley, K.	Instructional Faculty - AY	1.00	52,044
Miller, T.	Instructional Faculty - AY	1.00	62,784
Morin, K.	Instructional Faculty - AY	1.00	43,164
Myers, B.	Instructional Faculty - AY	1.00	54,516
Ware, R.	Instructional Faculty - AY	1.00	62,784
Total Faculty		11.00	598,212
STAFF			
Dyer, P.	Administrative Operations Analyst II	1.00	40,452
Hernandez, A.	Departmental Secretary III, Stenography	1.00	33,504
Jones, R.	Stage Technician II	1.00	39,528
Levin, A.	Instructional Support Technician III	1.00	36,168
Merriman, G.	Media Production Specialist III	1.00	45,468
Stellhorn, D.	Stage Technician I	1.00	24,996
Total Staff		6.00	220,116
TOTAL DEPARTMENT OF THEATRE ARTS		17.00	818,328
TOTAL SCHOOL OF ARTS & HUMANITIES		168.75	9,026,415

Note: Based on salary data as of 10/95,
however does not reflect FY 95/96 salary increases
(not all bargaining units had settled at time of publication).

**1995-96 PROJECTED SALARY UTILIZATION
BY CATEGORY**

NAME		CLASS	TIMEBASE	ANNUAL SALARY
CRAIG SCHOOL OF BUSINESS				
OFFICE OF THE DEAN				
MANAGEMENT				
Black, K.	Administrator III		1.00	80,474
Evans, F.	Administrator IV		1.00	101,004
Griesser, G.	Administrator II		1.00	63,000
Threlkeld, D.	Administrator II		1.00	60,000
Total Management			4.00	304,478
STAFF				
Biggert, D.	Clerical Assistant IV		1.00	25,908
Blank, S.	Instructional Computing Consultant II		1.00	43,608
Dunham, K.	Extended Education Specialist I		1.00	33,768
Lewis, L.	Power Keyboard Operator		0.75	18,351
Luna, Y.	Administrative Operations Analyst II		1.00	42,396
Martin, M.	Clerical Assistant IV		1.00	27,036
Martino, M.	Administrative Operations Analyst I		1.00	35,712
McHaney, M.	Administrative Operations Analyst II		1.00	35,208
Trejo, R.	Clerical Assistant III		1.00	27,684
Turner, P.	Administrative Operations Analyst I		1.00	31,092
Uchiyama, K.	Power Keyboard Operator		0.75	19,989
Washington, S.	Clerical Assistant III		1.00	27,684
Total Staff			11.50	368,436
TOTAL OFFICE OF THE DEAN			15.50	672,914
DEPARTMENT OF ACCOUNTANCY				
FACULTY				
Baker, D.	Instructional Faculty, Desig Disciplines-AY		0.20	13,565
Baker, D.	Department Chair, Desig Discipline-AY		0.80	54,259
Chen, R.	Instructional Faculty, Desig Disciplines-AY		1.00	67,824
Harper, R.	Instructional Faculty, Desig Disciplines-AY		1.00	67,824
Huff, P.	Instructional Faculty, Desig Disciplines-AY		1.00	61,728
Kalfayan, G.	Instructional Faculty, Desig Disciplines-AY		1.00	67,824
McFerrin, W.	Instructional Faculty, Desig Disciplines-AY		1.00	67,824
Osborn, J.	Instructional Faculty, Desig Disciplines-AY		1.00	67,824
Pan, S.	Instructional Faculty, Desig Disciplines-AY		1.00	67,824
Patterson, D.	Instructional Faculty, Desig Disciplines-AY		1.00	61,728
Peyvandi, A.	Instructional Faculty, Desig Disciplines-AY		1.00	67,824
Tai, B.	Instructional Faculty, Desig Disciplines-AY		1.00	67,824
Total Faculty			11.00	733,872
STAFF				
Koehler, D.	Departmental Secretary III		1.00	30,708
Total Staff			1.00	30,708
TOTAL DEPARTMENT OF ACCOUNTANCY			12.00	764,580

Note: Based on salary data as of 10/95,
however does not reflect FY 95/96 salary increases
(not all bargaining units had settled at time of publication).

**1995-96 PROJECTED SALARY UTILIZATION
BY CATEGORY**

NAME	CLASS	TIMEBASE	ANNUAL SALARY
CRAIG SCHOOL OF BUSINESS			
DEPARTMENT OF FINANCE & BUSINESS LAW			
FACULTY			
Chen, K.C.	Instructional Faculty, Desig Disciplines-AY	0.20	13,565
Chen, K.C.	Department Chair, Desig Discipline-AY	0.80	54,259
Doyel, T.	Instructional Faculty, Desig Disciplines-AY	1.00	67,824
Forsythe, L.	Instructional Faculty, Desig Disciplines-AY	1.00	67,824
Highsmith, J.	Instructional Faculty, Desig Disciplines-AY	1.00	67,824
Jassim, A.	Instructional Faculty, Desig Disciplines-AY	1.00	67,824
Jones, I.	Instructional Faculty, Desig Disciplines-AY	1.00	67,824
** Kemp, D.	Instructional Faculty, Desig Disciplines-AY	1.00	67,824
Laiss, B.	Instructional Faculty, Desig Disciplines-AY	1.00	61,728
Lange, P.	Instructional Faculty, Desig Disciplines-AY	1.00	67,824
Reitzel, J.	Instructional Faculty, Desig Disciplines-AY	1.00	67,824
Shahrokhi, M.	Instructional Faculty, Desig Disciplines-AY	1.00	67,824
Tseng, K.	Instructional Faculty, Desig Disciplines-AY	1.00	67,824
Waters, A.	Instructional Faculty, Desig Disciplines-AY	1.00	67,824
Wilson, J.	Instructional Faculty, Desig Disciplines-AY	1.00	67,824
Yazdipour, R.	Instructional Faculty, Desig Disciplines-AY	1.00	67,824
Total Faculty		15.00	1,011,264
STAFF			
Linville, K.	Departmental Secretary III, Stenography	1.00	33,504
Total Staff		1.00	33,504
TOTAL DEPARTMENT OF FINANCE AND BUSINESS LAW		16.00	1,044,768

** Difference in pay 1995/96

Note: Based on salary data as of 10/95,
however does not reflect FY 95/96 salary increases
(not all bargaining units had settled at time of publication).

**1995-96 PROJECTED SALARY UTILIZATION
BY CATEGORY**

NAME	CLASS	TIMEBASE	ANNUAL SALARY
CRAIG SCHOOL OF BUSINESS			
DEPARTMENT OF ISDS (INFORMATION SCIENCE & DECISION SYSTEMS)			
FACULTY			
Anderson, R.	Instructional Faculty, Desig Disciplines-AY	1.00	67,824
Beringson, D.	Instructional Faculty, Desig Disciplines-AY	1.00	67,824
Chaffe, P.	Instructional Faculty, Desig Disciplines-AY	1.00	67,824
Costis, H.	Instructional Faculty, Desig Disciplines-AY	1.00	67,824
Elhag-Ali, M.	Instructional Faculty, Desig Disciplines-AY	1.00	67,824
Hatcher, M.	Instructional Faculty, Desig Disciplines-AY	1.00	67,824
Hiatt, C.	Instructional Faculty, Desig Disciplines-AY	1.00	67,839
La Rosa, P.	Instructional Faculty, Desig Disciplines-AY	1.00	61,728
Lacy, R.	Instructional Faculty, Desig Disciplines-AY	1.00	67,824
Liu, W.	Instructional Faculty, Desig Disciplines-AY	1.00	67,824
Mallios, W.	Instructional Faculty, Desig Disciplines-AY	1.00	67,824
Motz, A.	Instructional Faculty, Desig Disciplines-AY	1.00	64,728
Moffitt, K.	Instructional Faculty, Desig Disciplines-AY	1.00	64,728
Rahmatian, S.	Instructional Faculty, Desig Disciplines-AY	1.00	67,824
Simis, P.	Instructional Faculty, Desig Disciplines-AY	0.20	13,565
Simis, P.	Department Chair, Desig Discipline-AY	0.80	54,259
Sobolik, G.	Instructional Faculty, Desig Disciplines-AY	1.00	67,824
Solis, R.	Instructional Faculty, Desig Disciplines-AY	1.00	67,824
Stengel, D.	Instructional Faculty, Desig Disciplines-AY	1.00	67,824
* Tanlamai, U.	Instructional Faculty, Desig Disciplines-AY	1.00	58,896
Wielicki, T.	Instructional Faculty, Desig Disciplines-AY	1.00	67,824
Total Faculty		20.00	1,335,279
STAFF			
Fisk, S.	Departmental Secretary III	1.00	29,376
Total Staff		1.00	29,376
TOTAL DEPARTMENT OF INFORMATION SCIENCE AND DECISION SYSTEMS		21.00	1,364,655

* Leave Without Pay 1995/96

Note: Based on salary data as of 10/95,
however does not reflect FY 95/96 salary increases
(not all bargaining units had settled at time of publication).

**1995-96 PROJECTED SALARY UTILIZATION
BY CATEGORY**

NAME	CLASS	TIMEBASE	ANNUAL SALARY
CRAIG SCHOOL OF BUSINESS			
DEPARTMENT OF MANAGEMENT			
FACULTY			
Anderson, D.	Instructional Faculty, Desig Disciplines-AY	1.00	67,824
** Bowerman, K.	Instructional Faculty, Desig Disciplines-AY	1.00	67,824
** Calingo, L.	Instructional Faculty, Desig Disciplines-AY	1.00	67,824
Gilbertson, D.	Instructional Faculty, Desig Disciplines-AY	1.00	61,728
Halfhill, S.	Instructional Faculty, Desig Disciplines-AY	1.00	61,728
Harris, H.	Instructional Faculty, Desig Disciplines-AY	1.00	67,824
Johnson, D.	Instructional Faculty, Desig Disciplines-AY	1.00	67,824
Jones, G.	Instructional Faculty, Desig Disciplines-AY	0.20	13,565
Jones, G.	Department Chair, Desig Discipline-AY	0.80	54,259
Keppler, M.	Instructional Faculty, Desig Disciplines-AY	1.00	67,824
Moghaddam, J.	Instructional Faculty, Desig Disciplines-AY	1.00	67,824
Olson-Buchanan, J.	Instructional Faculty, Desig Disciplines-AY	1.00	61,728
Panico, V.	Instructional Faculty, Desig Disciplines-AY	1.00	67,824
Penbera, J.	Instructional Faculty, Desig Disciplines-AY	1.00	67,824
Stearns, T.	Instructional Faculty, Desig Disciplines-AY	1.00	67,824
* Thakur, M.	Instructional Faculty, Desig Disciplines-AY	1.00	67,824
Wang, J.	Instructional Faculty, Desig Disciplines-AY	1.00	61,728
Total Faculty		16.00	1,060,800
STAFF			
Tillman, N.	Departmental Secretary III, Stenography	1.00	33,504
Total Staff		1.00	33,504
TOTAL DEPARTMENT OF MANAGEMENT		17.00	1,094,304
DEPARTMENT OF MARKETING & LOGISTICS			
FACULTY			
Bryan, G.	Instructional Faculty, Desig Disciplines-AY	0.50	33,912
Bryan, G.	Department Chair, Desig Discipline-AY	0.50	33,912
Cords, D.	Instructional Faculty, Desig Disciplines-AY	1.00	67,824
Halfhill, D.	Instructional Faculty, Desig Disciplines-AY	1.00	67,824
Motameni, R.	Instructional Faculty, Desig Disciplines-AY	1.00	64,228
Nordstrom, R.	Instructional Faculty, Desig Disciplines-AY	1.00	67,824
Ong, B.	Instructional Faculty, Desig Disciplines-AY	1.00	61,728
Pinkerton, R.	Instructional Faculty, Desig Disciplines-AY	1.00	67,824
Rice, W.	Instructional Faculty, Desig Disciplines-AY	1.00	67,824
Sherwood, C.	Instructional Faculty, Desig Disciplines-AY	1.00	67,824
Total Faculty		9.00	600,724

* Leave Without Pay Fall 1995

** Difference in pay 1995/96

Note: Based on salary data as of 10/95,
however does not reflect FY 95/96 salary increases
(not all bargaining units had settled at time of publication).

**1995-96 PROJECTED SALARY UTILIZATION
BY CATEGORY**

NAME		CLASS	TIMEBASE	ANNUAL SALARY
CRAIG SCHOOL OF BUSINESS				
DEPARTMENT OF MARKETING & LOGISTICS				
STAFF				
Vail, L.		Departmental Secretary II	1.00	27,996
	Total Staff		1.00	27,996
TOTAL DEPARTMENT OF MARKETING AND LOGISTICS			10.00	628,720
DEPARTMENT OF AEROSPACE STUDIES				
STAFF				
Gomez, L.		Departmental Secretary I, Stenography	0.80	22,176
	Total Staff		0.80	22,176
TOTAL DEPARTMENT OF AEROSPACE STUDIES			0.80	22,176
MILITARY SCIENCE PROGRAM				
STAFF				
Epperson, V.		Departmental Secretary I	0.50	13,860
	Total Staff		0.50	13,860
TOTAL MILITAR ' SCIENCE PROGRAM			0.50	13,860
TOTAL CRAIG SCHOOL OF BUSINESS			92.80	5,605,977

Note: Based on salary data as of 10/95,
however does not reflect FY 95/96 salary increases
(not all bargaining units had settled at time of publication).

**1995-96 PROJECTED SALARY UTILIZATION
BY CATEGORY**

NAME	CLASS	TIMEBASE	ANNUAL SALARY
SCHOOL OF EDUCATION & HUMAN DEVELOPMENT			
OFFICE OF THE DEAN			
MANAGEMENT			
Burch, B.	Administrator IV	1.00	100,476
Eilefson, L.	Administrator II	1.00	63,000
Monke, R.	Administrator III	1.00	84,324
Total Management		3.00	247,800
STAFF			
Andrew, T.	Credential Analyst II	1.00	38,628
Black, L.	Administrative Operations Analyst I	1.00	35,712
Bundy, E.	Clerical Assistant II	1.00	24,660
Dale, M.	Clerical Assistant III	1.00	26,520
Durrant, A.	Clerical Assistant IV	1.00	30,828
Hernandez, M.	Clerical Assistant IV	1.00	29,484
Izard, E.	Clerical Assistant III	1.00	26,520
Kim, J.	Instructional Support Technician I	1.00	31,368
Kizziar, J.	Clerical Assistant II	1.00	20,916
McLelland, D.	Administrative Operations Analyst I	1.00	35,712
Placenti, H.	Instructional Support Technician I	1.00	36,024
Shultz, M.	Administrative Operations Analyst III	1.00	51,108
Total Staff		12.00	387,480
TOTAL OFFICE OF THE DEAN		15.00	635,280
DEPARTMENT OF COUNSELING & SPECIAL ED			
FACULTY			
Brewer, R.	Instructional Faculty - AY	1.00	62,784
Caseau, D.	Instructional Faculty - AY	1.00	39,360
Chavez, J.	Instructional Faculty - AY	1.00	62,784
Dworkin, S.	Instructional Faculty - AY	1.00	54,516
Erickson, C.	Instructional Faculty - AY	1.00	31,300
Farlow, L.	Instructional Faculty - AY	1.00	39,360
Garcia, J.	Instructional Faculty - AY	1.00	59,916
Iverson, L.	Instructional Faculty - AY	1.00	49,632
Kiyuna, R.	Instructional Faculty - AY	1.00	42,834
Markert, L.	Instructional Faculty - AY	1.00	59,916
Schilling, D.	Instructional Faculty - AY	1.00	62,784
Smith, H.	Instructional Faculty - AY	0.50	31,392
Smith, H.	Department Chair - AY	0.50	31,392
Stude Jr., E.	Instructional Faculty - AY	1.00	62,784
Total Faculty		13.00	690,754
STAFF			
Fitz-Gibbon, C.	Departmental Secretary II	1.00	26,820
Total Staff		1.00	26,820
TOTAL DEPARTMENT OF COUNSELING AND SPECIAL ED		14.00	717,574

Note: Based on salary data as of 10/95,
however does not reflect FY 95/96 salary increases
(not all bargaining units had settled at time of publication).

**1995-96 PROJECTED SALARY UTILIZATION
BY CATEGORY**

NAME	CLASS	TIMEBASE	ANNUAL SALARY
SCHOOL OF EDUCATION & HUMAN DEVELOPMENT			
DEPARTMENT OF CURRENT TEACHING & EDUCATIONAL TECHNOLOGY			
FACULTY			
Andrews, D.	Instructional Faculty - AY	0.50	26,022
Baca, M.	Instructional Faculty - AY	1.00	54,516
Benavides, O.	Instructional Faculty - AY	1.00	54,516
Bohlin, C.	Instructional Faculty - AY	1.00	43,164
Bohlin, R.	Instructional Faculty - AY	1.00	43,164
Harris, S.	Instructional Faculty - AY	1.00	54,104
Henderson, J.	Instructional Faculty - AY	1.00	45,216
Hunt, N.	Instructional Faculty - AY	1.00	47,376
Lesourd, S.	Instructional Faculty - AY	1.00	47,376
Lomeli, J.	Instructional Faculty - AY	1.00	32,800
Lopez, D.	Instructional Faculty - AY	1.00	62,784
Marshall, J.	Instructional Faculty - AY	1.00	43,164
Mata, S.	Instructional Faculty - AY	1.00	44,874
Nixon, A.	Instructional Faculty - AY	1.00	62,784
Perez, T.	Instructional Faculty - AY	0.20	12,557
Perez, T.	Department Chair - AY	0.80	50,227
Pham, K.	Instructional Faculty - AY	1.00	44,874
*** Rowe, I.	Instructional Faculty - AY	1.00	31,392
Stone, B.	Instructional Faculty - AY	1.00	62,784
Total Faculty		17.50	863,694
MANAGEMENT			
Gonzalez, B.	Administrator III	1.00	72,455
Total Management		1.00	72,455
STAFF			
Bivens, R.	Clerical Assistant II	1.00	22,608
Botta, C.	Student Services Professional II - 12 mo.	1.00	38,904
Elliston, I.	Departmental Secretary III, Stenography	1.00	33,504
Total Staff		3.00	95,016
TOTAL DEPARTMENT OF CURRENT TEACHING AND EDUCATIONAL TECHNOLOGY		21.50	1,031,165

*** Faculty Early Retirement Program - Fall 1995

Note: Based on salary data as of 10/95,
however does not reflect FY 95/96 salary increases
(not all bargaining units had settled at time of publication).

**1995-96 PROJECTED SALARY UTILIZATION
BY CATEGORY**

NAME	CLASS	TIMEBASE	ANNUAL SALARY
SCHOOL OF EDUCATION & HUMAN DEVELOPMENT			
DEPARTMENT OF EDUCATIONAL RESEARCH ADMINISTRATION AND FOUNDATIONS			
FACULTY			
Biacindo, K.	Instructional Faculty - AY	1.00	43,164
Coleman, D.	Instructional Faculty - AY	1.00	62,784
* Cuellar, A.	Instructional Faculty - AY	1.00	47,376
Daughtry, J.	Instructional Faculty - AY	1.00	52,044
* Kopriva, R.	Instructional Faculty - AY	1.00	43,164
Kuehn, P.	Instructional Faculty - AY	1.00	43,164
Papa, R.	Instructional Faculty - AY	0.25	17,475
Segura, R.	Instructional Faculty - AY	1.00	62,784
Tanner, D.	Instructional Faculty - AY	1.00	57,156
Tracz, S.	Instructional Faculty - AY	1.00	54,516
Unruh, R.	Instructional Faculty - AY	1.00	52,044
Valencia, A.	Instructional Faculty - AY	0.50	31,392
Valencia, A.	Department Chair - AY	0.50	31,392
Yerkes, D.	Instructional Faculty - AY	1.00	49,632
Total Faculty		12.25	648,087
STAFF			
Takahashi, C.	Departmental Secretary II	1.00	29,208
Total Staff		1.00	29,208
TOTAL DEPARTMENT OF EDUCATIONAL RESEARCH ADMINISTRATION AND FOUNDATIONS		13.25	677,295
DEPARTMENT OF LITERACY & EARLY EDUCATION			
FACULTY			
Abramson, S.	Instructional Faculty - AY	1.00	62,784
Benninga, J.	Instructional Faculty - AY	1.00	62,784
Dutton, B.	Instructional Faculty - AY	0.50	26,022
Dutton, B.	Department Chair - AY	0.50	26,022
Herrell, A.	Instructional Faculty - AY	1.00	43,164
Neal, J.	Instructional Faculty - AY	1.00	49,632
Orozco, C.	Instructional Faculty - AY	1.00	62,784
Osterberg, R.	Instructional Faculty - AY	1.00	62,784
Pritchard, R.	Instructional Faculty - AY	1.00	51,642
Shelton, M.	Instructional Faculty - AY	1.00	45,216
Tompkins, G.	Instructional Faculty - AY	1.00	59,916
Total Faculty		10.00	552,750

* Leave Without Pay 1995/96

Note: Based on salary data as of 10/95,
however does not reflect FY 95/96 salary increases
(not all bargaining units had settled at time of publication).

**1995-96 PROJECTED SALARY UTILIZATION
BY CATEGORY**

NAME	CLASS	TIMEBASE	ANNUAL SALARY
SCHOOL OF EDUCATION & HUMAN DEVELOPMENT			
DEPARTMENT OF LITERACY & EARLY EDUCATION			
STAFF			
Davis, S.	Departmental Secretary I	1.00	29,376
Total Staff		1.00	29,376
TOTAL DEPARTMENT OF LITERACY AND EARLY EDUCATION		11.00	582,126
TOTAL SCHOOL OF EDUCATION & HUMAN DEVELOPMENT		74.75	3,643,440

Note: Based on salary data as of 10/95,
however does not reflect FY 95/96 salary increases
(not all bargaining units had settled at time of publication).

**1995-96 PROJECTED SALARY UTILIZATION
BY CATEGORY**

NAME	CLASS	TIMEBASE	ANNUAL SALARY
SCHOOL OF ENGINEERING			
OFFICE OF THE DEAN			
MANAGEMENT			
Muniz-Torres, J.	Administrator I	0.75	31,452
Shaw, E.	Administrator IV	1.00	101,532
Total Management		1.75	132,984
STAFF			
Chou, C.	Associate Systems Software Specialist	1.00	54,072
Fiese, D.	Administrative Operations Analyst I	1.00	35,712
Gaiser, C.	Clerical Assistant II	0.50	10,278
Vasquez, H.	Clerical Assistant III	1.00	23,376
Total Staff		3.50	123,438
TOTAL OFFICE OF THE DEAN		5.25	256,422
DEPARTMENT CIVIL & SURVEY ENGINEERING AND CONSTRUCTION			
FACULTY			
Biddlecome, H.	Instructional Faculty - AY	1.00	47,376
Brahma, C.	Instructional Faculty, Desig Disciplines-AY	1.00	67,824
Crossfield, J.	Instructional Faculty, Desig Disciplines-AY	1.00	67,824
Dominick, W.	Instructional Faculty, Desig Disciplines - 12 mo.	1.00	78,168
Goishi, F.	Instructional Faculty - AY	1.00	62,784
Gysler, R.	Instructional Faculty - AY	1.00	62,784
Hussain, M.	Instructional Faculty, Desig Disciplines-AY	1.00	67,824
Johnston, J.	Instructional Faculty, Desig Disciplines-AY	1.00	58,896
Kao, J.	Instructional Faculty, Desig Disciplines-AY	1.00	67,824
Larralde-Muro, J.	Instructional Faculty, Desig Disciplines-AY	1.00	56,208
Longley, K.	Instructional Faculty, Desig Disciplines-AY	0.50	33,912
Longley, K.	Department Chair, Desig Discipline-AY	0.50	33,912
Munjy, R.	Instructional Faculty, Desig Disciplines-AY	1.00	67,824
Nader, F.	Instructional Faculty, Desig Disciplines-AY	1.00	67,824
Spring, C.	Instructional Faculty - AY	1.00	62,784
Yousef, M.	Instructional Faculty, Desig Disciplines-AY	1.00	67,824
Total Faculty		15.00	971,592
STAFF			
Cruz, C.	Departmental Secretary III, Stenography	1.00	26,688
Total Staff		1.00	26,688
TOTAL DEPARTMENT OF CIVIL & SURVEY ENGINEERING AND CONSTRUCTION		16.00	998,280

Note: Based on salary data as of 10/95,
however does not reflect FY 95/96 salary increases
(not all bargaining units had settled at time of publication).

**1995-96 PROJECTED SALARY UTILIZATION
BY CATEGORY**

NAME	CLASS	TIMEBASE	ANNUAL SALARY
SCHOOL OF ENGINEERING			
DEPARTMENT OF ELECTRICAL ENGINEERING			
FACULTY			
Bukofzer, D.	Instructional Faculty, Desig Disciplines-AY	0.50	32,364
Bukofzer, D.	Department Chair, Desig Discipline-AY	0.50	32,364
Heaney, A.	Instructional Faculty, Desig Disciplines-AY	1.00	67,824
Hecht, R.	Instructional Faculty, Desig Disciplines-AY	1.00	61,728
Ibrahim, M.	Instructional Faculty, Desig Disciplines-AY	1.00	37,824
Johnson, J.	Instructional Faculty, Desig Disciplines-AY	1.00	56,208
Liu, C.	Instructional Faculty, Desig Disciplines-AY	1.00	67,824
Owens, L.	Instructional Faculty, Desig Disciplines-AY	1.00	67,824
* Regier, R.	Instructional Faculty, Desig Disciplines-AY	1.00	67,824
Total Faculty		8.00	491,784
STAFF			
Hunt, R.	Equipment Technician III, Electronic	1.00	43,404
Robinson, D.	Departmental Secretary II	1.00	21,420
Total Staff		2.00	64,824
TOTAL DEPARTMENT OF ELECTRICAL ENGINEERING		10.00	556,608
DEPARTMENT OF MECHANICAL/INDUSTRIAL ENGINEERING			
FACULTY			
** Battenburg, J.	Instructional Faculty, Desig Disciplines-AY	1.00	67,824
Chang, S.	Instructional Faculty, Desig Disciplines-AY	1.00	67,824
Czajkiewicz, Z.	Instructional Faculty, Desig Disciplines-AY	1.00	67,824
Kuzma, D.	Instructional Faculty, Desig Disciplines-AY	1.00	67,824
Lalehzarian, H.	Instructional Faculty, Desig Disciplines-AY	1.00	64,728
Loscutoff, W.	Instructional Faculty, Desig Disciplines-AY	1.00	67,824
Mahajan, P.	Instructional Faculty, Desig Disciplines-AY	1.00	67,824
Mahanty, S.	Instructional Faculty, Desig Disciplines-AY	0.50	33,912
Mahanty, S.	Department Chair, Desig Discipline-AY	0.50	33,912
Mansuri, M.	Instructional Faculty, Desig Disciplines-AY	1.00	67,824
Peng, W.	Instructional Faculty, Desig Disciplines-AY	1.00	67,824
SeEVERS, J.	Instructional Faculty, Desig Disciplines-AY	1.00	67,824
Total Faculty		11.00	742,968
STAFF			
Gee, J.	Equipment Technician III, Specialized Equip	1.00	41,436
Love, C.	Departmental Secretary II	1.00	24,126
Total Staff		2.00	65,562
TOTAL DEPT OF MECHANICAL/INDUSTRIAL ENGINEERING		13.00	808,530

* Leave Without Pay 1995/96

** Reimbursed for 1995/96

Note: Based on salary data as of 10/95,
however does not reflect FY 95/96 salary increases
(not all bargaining units had settled at time of publication).

**1995-96 PROJECTED SALARY UTILIZATION
BY CATEGORY**

NAME	CLASS	TIMEBASE	ANNUAL SALARY
SCHOOL OF ENGINEERING			
DEPARTMENT OF COMPUTER SCIENCE			
FACULTY			
Alameldin, T.	Instructional Faculty, Desig Disciplines-AY	1.00	55,608
Aurenheimer, B.	Instructional Faculty, Desig Disciplines-AY	1.00	67,824
Jin, L.	Instructional Faculty, Desig Disciplines-AY	1.00	67,824
Read, W.	Instructional Faculty, Desig Disciplines-AY	0.80	54,259
Read, W.	Department Chair, Desig Discipline-AY	0.20	13,565
Seki, S.	Instructional Faculty, Desig Disciplines-AY	1.00	67,824
Wei, G.	Instructional Faculty, Desig Disciplines-AY	1.00	67,824
Yeung, H.	Instructional Faculty, Desig Disciplines-AY	1.00	67,824
Total Faculty		7.00	462,552
STAFF			
Perry, R.	Associate Systems Software Specialist	1.00	51,612
Zuniga, G.	Administrative Operations Analyst I	1.00	35,712
Total Staff		2.00	87,324
TOTAL DEPARTMENT OF COMPUTER SCIENCE		9.00	549,876
TOTAL SCHOOL OF ENGINEERING		53.25	3,169,716

Note: Based on salary data as of 10/95,
however does not reflect FY 95/96 salary increases
(not all bargaining units had settled at time of publication).

**1995-96 PROJECTED SALARY UTILIZATION
BY CATEGORY**

NAME	CLASS	TIMEBASE	ANNUAL SALARY
SCHOOL OF HEALTH & SOCIAL WORK			
OFFICE OF THE DEAN			
MANAGEMENT			
Cuellar, B.	Administrator III	1.00	87,584
Total Management		1.00	87,584
STAFF			
Gillet, D.	Administrative Operations Analyst I	1.00	35,712
Herring, J.	Clerical Assistant II	0.50	9,456
McCall, M.	Administrative Operations Analyst III	1.00	51,108
Porcella, G.	Clerical Assistant IV	1.00	25,908
Young, H.	Clerical Assistant III	1.00	27,684
Total Staff		4.50	149,868
TOTAL OFFICE OF THE DEAN		5.50	237,452
DEPARTMENT OF COMMUNICATIVE DISORDERS			
FACULTY			
Baldis, B.	Instructional Faculty - AY	1.00	49,632
Hegde, M.	Instructional Faculty - AY	1.00	62,784
Jensen, K.	Instructional Faculty - AY	1.00	62,784
Ogden, P.	Instructional Faculty - AY	1.00	62,784
Parker, R.	Instructional Faculty - AY	1.00	62,784
Roseberry, C.	Instructional Faculty - AY	1.00	37,752
Shipley, K.	Instructional Faculty - AY	0.80	50,227
Shipley, K.	Department Chair - AY	0.20	12,557
Wadsworth, S.	Instructional Faculty - AY	1.00	62,784
Total Faculty		8.00	464,088
STAFF			
Davis, D.	Speech Pathologist	1.00	44,856
Lebda, T.	Departmental Secretary II	1.00	26,820
Varela, G.	Clerical Assistant II	1.00	23,664
Total Staff		3.00	95,340
TOTAL DEPARTMENT OF COMMUNICATIVE DISORDERS		11.00	559,428

Note: Based on salary data as of 10/95,
however does not reflect FY 95/96 salary increases
(not all bargaining units had settled at time of publication).

**1995-96 PROJECTED SALARY UTILIZATION
BY CATEGORY**

NAME	CLASS	TIMEBASE	ANNUAL SALARY
SCHOOL OF HEALTH & SOCIAL WORK			
DEPARTMENT OF HEALTH SCIENCES			
FACULTY			
Alcocer, A.	Instructional Faculty - AY	0.50	26,160
Alcocer, A.	Department Chair - AY	0.50	26,160
Brown, S.	Instructional Faculty - AY	1.00	62,784
Clark, W.	Instructional Faculty - AY	1.00	62,784
Hamilton, T.	Instructional Faculty - AY	1.00	54,516
Krenz, V.	Instructional Faculty - AY	1.00	51,266
Matlosz, D.	Instructional Faculty - AY	1.00	62,784
Schultz, R.	Instructional Faculty - AY	1.00	62,784
Sowby, S.	Instructional Faculty - AY	1.00	62,784
Tennant, C.	Instructional Faculty - AY	1.00	54,516
Waite, M.	Instructional Faculty - AY	1.00	52,044
Total Faculty		10.00	578,582
STAFF			
Nunez, M.	Departmental Secretary II	1.00	30,468
Rangel, I.	Clerical Assistant II	0.50	12,330
Total Staff		1.50	42,798
TOTAL DEPARTMENT OF HEALTH SCIENCES		11.50	621,380
DEPARTMENT OF NURSING			
FACULTY			
Allender, J.	Instructional Faculty - AY	1.00	43,164
Avent, C.	Instructional Faculty - AY	1.00	62,784
Dehn, M.	Instructional Faculty - AY	1.00	54,516
Doyle, G.	Instructional Faculty - AY	1.00	59,916
Flores, F.	Instructional Faculty - AY	1.00	57,156
Griffin, F.	Instructional Faculty - AY	1.00	49,632
Hild, J.	Instructional Faculty - AY	1.00	43,164
Ivna, M.	Instructional Faculty - AY	1.00	62,784
Lookinland, S.	Instructional Faculty - AY	1.00	59,916
** Mathai, M.	Instructional Faculty - AY	1.00	64,384
Nuttall, P.	Instructional Faculty - AY	1.00	47,376
Rector, C.	Instructional Faculty - AY	1.00	45,216
Russler, M.	Instructional Faculty - AY	1.00	57,156
Shockness, G.	Instructional Faculty - AY	1.00	43,164
Wilkerson, E.	Instructional Faculty - AY	1.00	57,156
Willmington, R.	Department Chair - AY	1.00	62,784
Total Faculty		16.00	870,268

** Difference in pay 1995/96

Note: Based on salary data as of 10/95,
however does not reflect FY 95/96 salary increases
(not all bargaining units had settled at time of publication).

**1995-96 PROJECTED SALARY UTILIZATION
BY CATEGORY**

NAME	CLASS	TIMEBASE	ANNUAL SALARY
SCHOOL OF HEALTH & SOCIAL WORK			
DEPARTMENT OF NURSING			
STAFF			
Espinosa, D.	Clerical Assistant III	1.00	27,684
Salanitro, C.	Clerical Assistant II	1.00	22,692
Smith, C.	Departmental Secretary III, Stenography	1.00	33,504
Total Staff		3.00	83,880
TOTAL DEPARTMENT OF NURSING		19.00	954,148
DEPARTMENT OF PHYSICAL EDUCATION			
FACULTY			
Anderson, T.	Instructional Faculty - AY	1.00	57,156
Ayer, S.	Instructional Faculty - AY	1.00	62,784
Ballard Jr., O.	Instructional Faculty - AY	1.00	62,784
Chadwick, V.	Instructional Faculty - AY	1.00	57,156
Francis, R.	Instructional Faculty - AY	1.00	62,784
Lyon, R.	Instructional Faculty - AY	1.00	62,784
Morales, J.	Instructional Faculty - AY	1.00	41,184
Pickel, D.	Instructional Faculty - AY	1.00	62,784
Poston, B.	Instructional Faculty - AY	1.00	62,784
Schroll, J.	Instructional Faculty - AY	0.20	12,557
Schroll, J.	Department Chair - AY	0.80	50,227
VanGalder, R.	Instructional Faculty - AY	1.00	62,784
Total Faculty		11.00	657,768
STAFF			
Juarez, L.	Equipment Technician I, Specialized Equipment	0.50	18,012
Sandoval, S.	Departmental Secretary II	1.00	29,208
Smith, G.	Secretary	1.00	28,584
Stephenson, M.	Instructional Support Assistant II	1.00	28,656
Total Staff		3.50	104,460
TOTAL DEPARTMENT OF PHYSICAL EDUCATION		14.50	762,228

Note: Based on salary data as of 10/95,
however does not reflect FY 95/96 salary increases
(not all bargaining units had settled at time of publication).

**1995-96 PROJECTED SALARY UTILIZATION
BY CATEGORY**

NAME	CLASS	TIMEBASE	ANNUAL SALARY
SCHOOL OF HEALTH & SOCIAL WORK			
DEPARTMENT OF PHYSICAL THERAPY			
FACULTY			
Curtis, K.	Instructional Faculty - AY	1.00	49,973
Duttarar, J.	Instructional Faculty - AY	1.00	59,916
Laslovich, J.	Instructional Faculty - AY	1.00	49,632
Lentell, G.	Instructional Faculty - AY	1.00	52,044
Martin, R.	Instructional Faculty - AY	1.00	62,784
Sadowsky, H.	Instructional Faculty - AY	1.00	52,044
Spry, J.	Instructional Faculty - AY	1.00	51,642
Stewart, D.	Instructional Faculty - AY	0.80	50,227
Stewart, D.	Department Chair - AY	0.20	12,557
Trueblood, P.	Instructional Faculty - AY	1.00	47,707
Tyner, T.	Instructional Faculty - AY	1.00	29,890
Total Faculty		10.00	518,416
STAFF			
Murray, O.	Departmental Secretary I	1.00	26,544
Total Staff		1.00	26,544
TOTAL DEPARTMENT OF PHYSICAL THERAPY		11.00	544,960
DEPARTMENT OF SOCIAL WORK EDUCATION			
FACULTY			
Adams, C.	Instructional Faculty - 12 mo.	1.00	65,142
Aldredge, J.	Instructional Faculty - AY	1.00	57,156
Alvarado, A.	Instructional Faculty - AY	1.00	62,784
Childers, F.	Instructional Faculty - AY	1.00	62,784
Ellis, D.	Instructional Faculty - AY	1.00	62,784
Ford, R.	Instructional Faculty - AY	1.00	66,144
Garcia, B.	Instructional Faculty - AY	1.00	57,156
Hanna, M.	Instructional Faculty - AY	1.00	54,516
Hardina, D.	Instructional Faculty - AY	1.00	45,216
Jacobsson, M.	Instructional Faculty - AY	1.00	47,376
Kapoor, S.	Instructional Faculty - AY	1.00	62,784
Lee, S.	Instructional Faculty - AY	1.00	39,360
McMain, R.	Department Chair - 12 mo.	1.00	72,384
Ruhl, E.	Instructional Faculty - AY	1.00	62,784
Salsgiver, R.	Instructional Faculty - AY	1.00	45,216
Visweswaran, G.	Instructional Faculty - AY	1.00	62,784
Total Faculty		16.00	926,370

Note: Based on salary data as of 10/95,
however does not reflect FY 95/96 salary increases
(not all bargaining units had settled at time of publication).

**1995-96 PROJECTED SALARY UTILIZATION
BY CATEGORY**

NAME	CLASS	TIMEBASE	ANNUAL SALARY
SCHOOL OF HEALTH & SOCIAL WORK			
DEPARTMENT OF SOCIAL WORK EDUCATION			
STAFF			
Grobes, L.	Clerical Assistant III	1.00	26,520
Haas, K.	Departmental Secretary III, Stenography	1.00	30,712
Total Staff		2.00	57,232
TOTAL DEPARTMENT OF SOCIAL WORK EDUCATION		18.00	983,602
DEPARTMENT OF RECREATION			
FACULTY			
Hoff, A.	Instructional Faculty - AY	0.80	39,706
Hoff, A.	Department Chair - AY	0.20	9,926
Hoffman, M.	Instructional Faculty - AY	1.00	59,916
Weber, R.	Instructional Faculty - AY	1.00	37,680
Total Faculty		3.00	147,228
STAFF			
Herring, J.	Clerical Assistant II	0.50	9,456
Total Staff		0.50	9,456
TOTAL DEPARTMENT OF RECREATION		3.50	156,684
TOTAL SCHOOL OF HEALTH & SOCIAL WORK		94.00	4,819,882

Note: Based on salary data as of 10/95,
however does not reflect FY 95/96 salary increases
(not all bargaining units had settled at time of publication).

**1995-96 PROJECTED SALARY UTILIZATION
BY CATEGORY**

NAME	CLASS	TIMEBASE	ANNUAL SALARY
SCHOOL OF NATURAL SCIENCE			
OFFICE OF THE DEAN			
MANAGEMENT			
Pineda, F.	Administrator II	1.00	51,876
Wong, K.	Administrator IV	1.00	101,712
Ziegler, S.	Administrator III	1.00	86,208
Total Management		3.00	239,796
STAFF			
Luper, C.	Administrative Operations Analyst I	1.00	32,580
McMurtry, J.	Instructional Support Technician II	0.50	19,764
Meyers, S.	Administrative Operations Analyst II	1.00	38,628
Stovall, G.	Clerical Assistant II	1.00	13,315
Total Staff		3.50	104,287
TOTAL OFFICE OF THE DEAN		6.50	344,083
DEPARTMENT OF BIOLOGY			
FACULTY			
Abhold, R.	Instructional Faculty - AY	1.00	54,516
Andrews, D.	Instructional Faculty - AY	0.50	26,022
Arce, G.	Instructional Faculty - AY	1.00	62,784
Chesemore, D.	Instructional Faculty - AY	1.00	62,784
Cheuk, S.	Instructional Faculty - AY	1.00	62,784
Collin, W.	Instructional Faculty - AY	1.00	62,784
Ervin, S.	Instructional Faculty - AY	1.00	62,784
Evans, R.	Department Chair - 12 mo.	1.00	72,384
Grubbs, D.	Instructional Faculty - AY	1.00	62,784
Harding, E.	Instructional Faculty - AY	1.00	62,784
Harmon, W.	Instructional Faculty - AY	1.00	62,784
Kovacs, S.	Instructional Faculty - AY	1.00	57,156
Mallory, T.	Instructional Faculty - AY	1.00	62,784
Prince, J.	Instructional Faculty - AY	1.00	32,800
Schierenbeck, K.	Instructional Faculty - AY	1.00	37,560
Schreiber, F.	Instructional Faculty - AY	1.00	62,784
Tribbey, B.	Instructional Faculty - AY	1.00	62,784
Tsukimura, B.	Instructional Faculty - AY	1.00	39,360
Wiley, L.	Instructional Faculty - AY	1.00	62,784
Yousef, L.	Instructional Faculty - AY	1.00	62,784
Total Faculty		19.50	1,135,990

Note: Based on salary data as of 10/95,
however does not reflect FY 95/96 salary increases
(not all bargaining units had settled at time of publication).

**1995-96 PROJECTED SALARY UTILIZATION
BY CATEGORY**

NAME	CLASS	TIMEBASE	ANNUAL SALARY
SCHOOL OF NATURAL SCIENCE			
DEPARTMENT OF BIOLOGY			
STAFF			
Galbraith, M.	Clerical Assistant III	1.00	27,560
Garrison, B.	Instructional Support Technician III	1.00	43,404
Kronberg, C.	Instructional Support Technician III	1.00	41,277
Kuykendall, N.	Instructional Support Technician III	1.00	41,436
Lopez, V.	Departmental Secretary III	1.00	34,092
Simms, K.	Clerical Assistant III	1.00	21,975
Spencer, T.	Equipment Technician III, Electronic	1.00	43,404
Stebbins, J.	Instructional Support Technician III	1.00	41,277
Total Staff		8.00	294,425
TOTAL DEPARTMENT OF BIOLOGY		27.50	1,430,415
DEPARTMENT OF CHEMISTRY			
FACULTY			
Bluestone, S.	Instructional Faculty - AY	1.00	62,784
Ciula, R.	Instructional Faculty - AY	1.00	62,784
Frank, D.	Instructional Faculty - AY	1.00	62,784
Gandler, J.	Instructional Faculty - AY	1.00	62,784
** Gump, B.	Instructional Faculty - AY	1.00	62,784
Kunimitsu, D.	Instructional Faculty - AY	1.00	62,784
Lawler, K.	Instructional Faculty - AY	1.00	35,868
Marhenke, R.	Instructional Faculty - AY	1.00	62,784
Mayer, B.	Instructional Faculty - AY	1.00	57,156
Mitchell, C.	Instructional Faculty - AY	1.00	62,784
Ng, K.	Instructional Faculty - AY	1.00	54,516
Ono, H.	Instructional Faculty - AY	0.50	31,392
Ono, H.	Department Chair - AY	0.50	31,392
Rodemeyer, S.	Instructional Faculty - AY	1.00	62,784
*** Russell, K.	Instructional Faculty - AY	1.00	31,392
Sy, J.	Instructional Faculty - AY	1.00	62,784
Toney, J.	Instructional Faculty - AY	1.00	62,784
Zellmer, D.	Instructional Faculty - AY	1.00	62,784
Total Faculty		17.00	995,124

* Difference in pay 1995/96

*** Faculty Early Retirement Program - Fall 1995

Note: Based on salary data as of 10/95,
however does not reflect FY 95/96 salary increases
(not all bargaining units had settled at time of publication).

**1995-96 PROJECTED SALARY UTILIZATION
BY CATEGORY**

NAME	CLASS	TIMEBASE	ANNUAL SALARY
SCHOOL OF NATURAL SCIENCE			
DEPARTMENT OF CHEMISTRY			
STAFF			
Hinojosa, R.	Departmental Secretary III	1.00	32,028
Jackson, J.	Instructional Support Technician II	1.00	39,528
Landucci, L.	Clerical Assistant III	1.00	27,684
McCleary, J.	Clerical Assistant III	0.75	17,307
Morton Jr., R.	Equipment Technician III, Electronic	1.00	43,404
Rostam, A.	Instructional Support Technician II	1.00	39,528
Weber, J.	Research Technician III	1.00	46,536
Total Staff		6.75	246,015
TOTAL DEPARTMENT OF CHEMISTRY		23.75	1,241,139
DEPARTMENT OF GEOLOGY			
FACULTY			
Avent, J.	Instructional Faculty - AY	1.00	62,784
Barabas, A.	Instructional Faculty - AY	1.00	62,784
Blackerby, B.	Instructional Faculty - AY	1.00	62,784
Brady, R.	Instructional Faculty - AY	1.00	54,516
Harmsen, F.	Instructional Faculty - AY	1.00	57,156
Merrill, R.	Instructional Faculty - AY	0.80	50,227
Merrill, R.	Department Chair - AY	0.20	12,557
Suen, C.	Instructional Faculty - AY	1.00	57,156
Total Faculty		7.00	419,964
STAFF			
Balli, E.	Departmental Secretary II, Stenography	1.00	30,468
Poole, T.	Instructional Support Technician III	1.00	41,277
Total Staff		2.00	71,745
TOTAL DEPARTMENT OF GEOLOGY		9.00	491,709

Note: Based on salary data as of 10/95,
however does not reflect FY 95/96 salary increases
(not all bargaining units had settled at time of publication).

**1995-96 PROJECTED SALARY UTILIZATION
BY CATEGORY**

NAME		CLASS	TIMEBASE	ANNUAL SALARY
SCHOOL OF NATURAL SCIENCE				
DEPARTMENT OF MATHEMATICS				
FACULTY				
Arnold, R.	Instructional Faculty - AY		1.00	62,784
Cohen, M.	Instructional Faculty - AY		1.00	62,784
Cusick, L.	Instructional Faculty - AY		1.00	59,916
*** Donohoe, D.	Instructional Faculty - AY		1.00	31,392
Duncan, D.	Instructional Faculty - AY		1.00	17,985
Franco, E.	Instructional Faculty - AY		1.00	62,784
Harbertson, N.	Instructional Faculty - AY		1.00	62,784
Haslam, H.	Instructional Faculty - AY		1.00	62,784
Helmers, M.	Instructional Faculty - AY		1.00	62,784
Lindae, D.	Instructional Faculty - AY		1.00	62,784
Najar, R.	Instructional Faculty - AY		0.20	12,557
Najar, R.	Department Chair - AY		0.80	50,227
Nur, H.	Instructional Faculty - AY		1.00	62,784
Sun, H.	Instructional Faculty - AY		1.00	62,784
Tannenbaum, P.	Instructional Faculty - AY		1.00	62,784
Tuska, A.	Instructional Faculty - AY		1.00	39,360
Wagoner, R.	Instructional Faculty - AY		1.00	62,784
Woo, N.	Instructional Faculty - AY		1.00	62,784
Total Faculty			17.00	964,845
STAFF				
Carmichael, D.	Departmental Secretary III, Stenography		1.00	33,504
Daves-Plaunt, J.	Clerical Assistant III		1.00	24,372
Romero, C.	Clerical Assistant II		1.00	18,789
Total Staff			3.00	76,665
TOTAL DEPARTMENT OF MATHEMATICS			20.00	1,041,510
DEPARTMENT OF PHYSICS				
FACULTY				
Bucher, M.	Instructional Faculty - AY		1.00	62,784
Judd, F.	Instructional Faculty - AY		1.00	62,784
Katkanant, V.	Instructional Faculty - AY		1.00	57,156
Kehoe, B.	Instructional Faculty - AY		0.50	31,392
Kehoe, B.	Department Chair - AY		0.50	31,392
Munoz, G.	Instructional Faculty - AY		1.00	39,360
Vesenska, J.	Instructional Faculty - AY		1.00	31,300
White, S.	Instructional Faculty - AY		1.00	29,890
*** Williamson, H.	Instructional Faculty - AY		1.00	31,392
Zender, M.	Instructional Faculty - AY		1.00	62,784
Total Faculty			9.00	440,234

*** Faculty Early Retirement Program - Fall 1995

Note: Based on salary data as of 10/95,
however does not reflect FY 95/96 salary increases
(not all bargaining units had settled at time of publication).

**1995-96 PROJECTED SALARY UTILIZATION
BY CATEGORY**

NAME	CLASS	TIMEBASE	ANNUAL SALARY
SCHOOL OF NATURAL SCIENCE			
DEPARTMENT OF PHYSICS			
STAFF			
Beckman, J.	Equipment Technician III, Electro-Mechanical	1.00	41,436
Goto, L.	Departmental Secretary II	1.00	29,208
Key, R.	Instructional Support Technician II	1.00	36,024
Total Staff		3.00	106,668
TOTAL DEPARTMENT OF PHYSICS		12.00	546,902
DEPARTMENT OF PSYCHOLOGY			
FACULTY			
Aguilar-Gaxiola, S.	Instructional Faculty - AY	1.00	57,156
Basden, B.	Instructional Faculty - AY	1.00	62,784
Basden, D.	Instructional Faculty - AY	1.00	62,784
Botwin, M.	Instructional Faculty - AY	1.00	41,184
Breen, T.	Instructional Faculty - AY	1.00	62,784
Carey, K.	Instructional Faculty - AY	1.00	45,216
*** Cooper, A.	Instructional Faculty - AY	1.00	31,392
Franklin, S.	Instructional Faculty - AY	1.00	62,784
Jones, C.	Instructional Faculty - AY	1.00	35,868
Levine, R.	Instructional Faculty - AY	0.80	50,227
Levine, R.	Department Chair - AY	0.20	12,557
** Moerk, E.	Instructional Faculty - AY	1.00	62,784
Newell, T.	Instructional Faculty - AY	1.00	62,784
Ritter, J.	Instructional Faculty - AY	1.00	39,360
Rodriguez, A.	Instructional Faculty - AY	1.00	52,044
Sharps, M.	Instructional Faculty - AY	1.00	43,164
Thackrey, M.	Instructional Faculty - AY	1.00	57,156
Wilson, N.	Instructional Faculty - AY	1.00	37,560
Total Faculty		17.00	879,588
STAFF			
Karau, B.	Departmental Secretary III, Stenography	1.00	32,028
Osborn, S.	Clerical Assistant II	1.00	24,660
Patton, W.	Clerical Assistant II	1.00	20,556
Zastovnik, R.	Equipment Technician II, Electro-Mechanical	1.00	39,528
Total Staff		4.00	116,772
TOTAL DEPARTMENT OF PSYCHOLOGY		21.00	996,360
TOTAL SCHOOL OF NATURAL SCIENCES		119.75	6,092,118

** Difference in pay 1995/96

*** Faculty Early Retirement Program - Fall 1995

Note: Based on salary data as of 10/95,
however does not reflect FY 95/96 salary increases
(not all bargaining units had settled at time of publication).

**1995-96 PROJECTED SALARY UTILIZATION
BY CATEGORY**

NAME	CLASS	TIMEBASE	ANNUAL SALARY
SCHOOL OF SOCIAL SCIENCE			
OFFICE OF THE DEAN			
MANAGEMENT			
Flores, W.	Administrator III	0.50	40,008
Klassen, P.	Administrator IV	1.00	101,856
Total Management		1.50	141,864
STAFF			
Anich, S.	Administrative Operations Analyst III	1.00	42,396
Nieto, M.	Administrative Operations Analyst I	1.00	35,712
Total Staff		2.00	78,108
TOTAL OFFICE OF THE DEAN		3.50	219,972
DEPARTMENT OF ANTHROPOLOGY			
FACULTY			
Bousquet, G.	Instructional Faculty - AY	1.00	34,430
Jen, S.	Instructional Faculty - AY	0.80	50,227
Jen, S.	Department Chair - AY	0.20	12,557
Lajeunesse, R.	Instructional Faculty - AY	1.00	62,784
Ludwig, M.	Instructional Faculty - AY	1.00	62,784
Ng, F.	Instructional Faculty - AY	1.00	62,784
Pryor, J.	Instructional Faculty - AY	1.00	41,184
Story, S.	Instructional Faculty - AY	1.00	62,784
Total Faculty		7.00	389,534
STAFF			
Morales, G.	Departmental Secretary II, Stenography	1.00	29,199
Total Staff		1.00	29,199
TOTAL DEPARTMENT OF ANTHROPOLOGY		8.00	418,733
DEPARTMENT OF CRIMINOLOGY			
FACULTY			
Burge, J.	Instructional Faculty - AY	1.00	54,516
Dull, R.	Instructional Faculty - AY	1.00	52,044
Futrell, M.	Instructional Faculty - AY	0.50	31,392
Futrell, M.	Department Chair - AY	0.50	31,392
Hickey, E.	Instructional Faculty - AY	1.00	52,044
Jackson, J.	Instructional Faculty - AY	1.00	54,516
Masters, R.	Instructional Faculty - AY	1.00	62,784
Owen, B.	Instructional Faculty - AY	1.00	54,104
Perez, R.	Instructional Faculty - AY	1.00	62,784
Pincu, L.	Instructional Faculty - AY	1.00	62,784
Wallace, P.	Instructional Faculty - AY	1.00	49,632
Total Faculty		10.00	567,992

Note: Based on salary data as of 10/95,
however does not reflect FY 95/96 salary increases
(not all bargaining units had settled at time of publication).

**1995-96 PROJECTED SALARY UTILIZATION
BY CATEGORY**

NAME	CLASS	TIMEBASE	ANNUAL SALARY
SCHOOL OF SOCIAL SCIENCE			
DEPARTMENT OF CRIMINOLOGY			
STAFF			
Button, K.	Departmental Secretary III	1.00	29,359
Jeffries, J.	Clerical Assistant II	<u>0.50</u>	<u>10,278</u>
Total Staff		1.50	39,637
TOTAL DEPARTMENT OF CRIMINOLOGY		11.50	607,629
DEPARTMENT OF ECONOMICS			
FACULTY			
Allison, R.	Instructional Faculty - AY	1.00	62,784
Bush, P.	Instructional Faculty - AY	1.00	62,784
Cypher, J.	Instructional Faculty - AY	1.00	62,784
Leet, D.	Instructional Faculty - AY	0.80	50,227
Leet, D.	Department Chair - AY	0.20	12,557
Shaffer, L.	Instructional Faculty - AY	1.00	62,784
Shaw, J.	Instructional Faculty - AY	<u>1.00</u>	<u>62,784</u>
Total Faculty		6.00	376,704
STAFF			
Pennell, S.	Departmental Secretary II, Stenography	<u>1.00</u>	<u>30,468</u>
Total Staff		1.00	30,468
TOTAL DEPARTMENT OF ECONOMICS		7.00	407,172
DEPARTMENT OF ETHNIC STUDIES			
FACULTY			
Huff, D.	Instructional Faculty - AY	1.00	54,516
Mikell, R.	Instructional Faculty - AY	1.00	62,784
Simba, M.	Instructional Faculty - AY	1.00	57,156
Small, L.	Instructional Faculty - AY	0.80	50,227
Small, L.	Department Chair - AY	<u>0.20</u>	<u>12,557</u>
Total Faculty		4.00	237,240
STAFF			
Epperson, V.	Departmental Secretary I	<u>0.50</u>	<u>13,860</u>
Total Staff		0.50	13,860
TOTAL DEPARTMENT OF ETHNIC STUDIES		4.50	251,100

Note: Based on salary data as of 10/95,
however does not reflect FY 95/96 salary increases
(not all bargaining units had settled at time of publication).

**1995-96 PROJECTED SALARY UTILIZATION
BY CATEGORY**

NAME	CLASS	TIMEBASE	ANNUAL SALARY
SCHOOL OF SOCIAL SCIENCE			
DEPARTMENT OF GEOGRAPHY			
FACULTY			
* Estaville, L.	Instructional Faculty - AY	1.00	62,784
Kus, J.	Instructional Faculty - AY	1.00	62,784
Lee, R.	Instructional Faculty - AY	1.00	62,784
Leung, C.	Instructional Faculty - AY	1.00	41,184
Merchen, W.	Instructional Faculty - AY	1.00	62,784
Norsworthy, S.	Instructional Faculty - AY	0.50	31,392
Norsworthy, S.	Department Chair - AY	0.50	31,392
Omolayo, A.	Instructional Faculty - AY	1.00	39,360
Quinn, J.	Instructional Faculty - AY	1.00	54,516
Towle, J.	Instructional Faculty - AY	1.00	62,784
Vandermeer, P.	Instructional Faculty - AY	1.00	62,784
Total Faculty		10.00	574,548
STAFF			
Slusser, W.	Instructional Support Technician III	1.00	43,404
Swift, E.	Departmental Secretary II	1.00	24,585
Total Staff		2.00	67,989
TOTAL DEPARTMENT OF GEOGRAPHY		12.00	642,537
DEPARTMENT OF HISTORY			
FACULTY			
Bilderback, D.	Instructional Faculty - AY	1.00	62,784
Bjerk, R.	Instructional Faculty - AY	1.00	62,784
Bohnstedt, J.	Instructional Faculty - AY	1.00	62,784
Brouwer, J.	Instructional Faculty - AY	1.00	54,516
Chang, H.	Instructional Faculty - AY	1.00	62,784
Dinkin, R.	Instructional Faculty - AY	1.00	62,784
Echeverria, J.	Instructional Faculty - AY	0.50	26,022
Echeverria, J.	Department Chair - AY	0.50	26,022
Gade, W.	Instructional Faculty - AY	1.00	62,784
Goodwin Jr., H.	Instructional Faculty - AY	1.00	62,784
* Harris, D.	Instructional Faculty - AY	1.00	41,184
Hudson, D.	Instructional Faculty - AY	1.00	62,784
Jones, D.	Instructional Faculty - AY	1.00	62,784
Kendall, J.	Instructional Faculty - AY	1.00	62,784
*** Kensel, W.	Instructional Faculty - AY	1.00	31,392
Luna, J.	Instructional Faculty - AY	1.00	62,784
*** Smetherman, R.	Instructional Faculty - AY	1.00	31,392
Smith, E.	Instructional Faculty - AY	1.00	62,784
Total Faculty		17.00	963,936

* Leave Without Pay 1995/96

*** Faculty Early Retirement Program - Fall 1995

Note: Based on salary data as of 10/95,
however does not reflect FY 95/96 salary increases
(not all bargaining units had settled at time of publication).

**1995-96 PROJECTED SALARY UTILIZATION
BY CATEGORY**

NAME	CLASS	TIMEBASE	ANNUAL SALARY
SCHOOL OF SOCIAL SCIENCE			
DEPARTMENT OF HISTORY			
STAFF			
Lockard, A.	Departmental Secretary II	1.00	30,468
Ramirez, A.	Clerical Assistant II	0.50	9,078
Total Staff		1.50	39,546
TOTAL DEPARTMENT OF HISTORY		18.50	1,003,482
DEPARTMENT OF CHICANO-LATINO STUDIES			
FACULTY			
Figueroa, M.	Instructional Faculty - AY	1.00	62,784
Flores, W.	Instructional Faculty - AY	0.50	27,258
Garza, H.	Instructional Faculty - AY	1.00	45,216
Gonzalez, L.	Instructional Faculty - AY	0.80	36,173
Gonzalez, L.	Department Chair - AY	0.20	9,043
Herrera, J.	Instructional Faculty - AY	1.00	49,632
Martinez, E.	Instructional Faculty - AY	1.00	62,784
Total Faculty		5.50	292,890
STAFF			
Pacheco, L.	Departmental Secretary I	1.00	23,364
Total Staff		1.00	23,364
TOTAL DEPARTMENT OF CHICANO-LATINO STUDIES		6.50	316,254
DEPARTMENT OF POLITICAL SCIENCE			
FACULTY			
Beach, P.	Instructional Faculty - AY	0.50	31,392
Beach, P.	Department Chair - AY	0.50	31,392
Broyles, D.	Instructional Faculty - AY	1.00	62,784
Cha, M.	Instructional Faculty - AY	1.00	62,784
Evans Jr., A.	Instructional Faculty - AY	1.00	62,784
Heine Jr., L.	Instructional Faculty - AY	1.00	62,784
* Kingston, M.J.	Instructional Faculty - AY	1.00	45,216
Mardon, R.	Instructional Faculty - AY	1.00	43,164
*** McGoldrick, B.	Instructional Faculty - AY	1.00	31,392
Provost, D.	Instructional Faculty - AY	1.00	62,784
Umoja, A.	Instructional Faculty - AY	1.00	41,184
Wright, F.	Instructional Faculty - AY	1.00	62,784
Total Faculty		11.00	600,444

* Leave Without Pay 1995/96

*** Faculty Early Retirement Program - Fall 1995

Note: Based on salary data as of 10/95,
however does not reflect FY 95/96 salary increases
(not all bargaining units had settled at time of publication).

**1995-96 PROJECTED SALARY UTILIZATION
BY CATEGORY**

NAME	CLASS	TIMEBASE	ANNUAL SALARY
SCHOOL OF SOCIAL SCIENCE			
DEPARTMENT OF POLITICAL SCIENCE			
STAFF			
Jeffries, J.	Clerical Assistant II	0.50	10,278
Montanye, E.	Departmental Secretary II	1.00	29,208
Total Staff		1.50	39,486
TOTAL DEPARTMENT OF POLITICAL SCIENCE		12.50	639,930

DEPARTMENT OF SOCIOLOGY

FACULTY			
Claassen Jr., A.	Instructional Faculty - AY	1.00	62,784
Fischer, R.	Instructional Faculty - AY	1.00	62,784
Freimuth, E.	Instructional Faculty - AY	1.00	49,632
McLeod, A.	Instructional Faculty - AY	1.00	62,784
Nelson, E.	Instructional Faculty - AY	1.00	62,784
Nelson, N.	Instructional Faculty - AY	0.80	50,227
Nelson, N.	Department Chair - AY	0.20	12,557
Palacio, R.	Instructional Faculty - AY	1.00	49,632
Tinker, J.	Instructional Faculty - AY	1.00	62,784
*** Washburne, C.	Instructional Faculty - AY	1.00	31,392
Total Faculty		9.00	507,360
STAFF			
Coleman, E.	Departmental Secretary II	1.00	29,208
Total Staff		1.00	29,208
TOTAL DEPARTMENT OF SOCIOLOGY		10.00	536,568

DEPARTMENT OF WOMEN'S STUDIES

FACULTY			
Arpad, S.	Instructional Faculty - AY	1.00	62,784
Bedard, M.	Instructional Faculty - AY	1.00	54,516
Calvo, J.	Instructional Faculty - AY	0.80	41,635
Calvo, J.	Department Chair - AY	0.20	10,409
Garber, L.	Instructional Faculty - AY	1.00	31,300
Total Faculty		4.00	200,644

*** Faculty Early Retirement Program - Fall 1995

Note: Based on salary data as of 10/95,
however does not reflect FY 95/96 salary increases
(not all bargaining units had settled at time of publication).

**1995-96 PROJECTED SALARY UTILIZATION
BY CATEGORY**

NAME	CLASS	TIMEBASE	ANNUAL SALARY
SCHOOL OF SOCIAL SCIENCE			
DEPARTMENT OF WOMEN'S STUDIES			
STAFF			
Lowe, K.	Clerical Assistant II	0.50	9,456
Total Staff		0.50	9,456
TOTAL DEPARTMENT OF WOMEN'S STUDIES		4.50	210,100
TOTAL SCHOOL OF SOCIAL SCIENCE		98.50	5,253,477

Note: Based on salary data as of 10/95,
however does not reflect FY 95/96 salary increases
(not all bargaining units had settled at time of publication).

**1995-96 PROJECTED SALARY UTILIZATION
BY CATEGORY**

NAME	CLASS	TIMEBASE	ANNUAL SALARY
GRADUATE STUDIES			
FACULTY			
Ross, D.	Instructional Faculty - 12 mo.	1.00	72,384
Total Faculty		1.00	72,384
MANAGEMENT			
Vidoli, V.	Administrator IV	1.00	95,736
Total Management		1.00	95,736
STAFF			
Aparicio, R.	Clerical Assistant II	1.00	23,664
Fulton, S.	Administrative Operations Analyst II	1.00	35,208
Martinez, H.	Clerical Assistant IV	1.00	28,212
Mello, G.	Evaluator I	1.00	32,400
Pope, J.	Evaluator I	1.00	29,592
Vander Meer, K.	Administrative Operations Analyst II	1.00	40,452
Varela, M.	Evaluator II	1.00	30,948
Total Staff		7.00	220,476
TOTAL GRADUATE STUDIES		9.00	388,596

**PROVOST/VPAA
OFFICE OF THE PROVOST**

MANAGEMENT			
Gonzalez, A.	Administrator IV	1.00	119,424
Total Management		1.00	119,424
STAFF			
Garrett, J.	Administrative Operations Analyst III	1.00	52,008
Pawlowski, K.	Clerical Assistant IV	1.00	30,024
Watson, J.	Clerical Assistant II	1.00	25,640
Total Staff		3.00	107,672
TOTAL OFFICE OF THE PROVOST		4.00	227,096

ACADEMIC SENATE

STAFF			
Wilson, D.	Clerical Assistant IV	1.00	25,692
Youngs, R.	Administrative Operations Analyst III	1.00	51,108
Total Staff		2.00	76,800
TOTAL ACADEMIC SENATE		2.00	76,800

Note: Based on salary data as of 10/95,
however does not reflect FY 95/96 salary increases
(not all bargaining units had settled at time of publication).

**1995-96 PROJECTED SALARY UTILIZATION
BY CATEGORY**

NAME	CLASS	TIMEBASE	ANNUAL SALARY
PROVOST/VPAA			
ACADEMIC PLANNING			
MANAGEMENT			
Ybarra, L.	Administrator III	1.00	83,667
Total Management		1.00	83,667
STAFF			
Gutierrez, M.	Graphic Artist II	1.00	41,232
Total Staff		1.00	41,232
TOTAL ACADEMIC PLANNING		2.00	124,899
ACADEMIC CURRICULUM			
MANAGEMENT			
Salazar, J.	Administrator IV	1.00	90,696
Total Management		1.00	90,696
STAFF			
Evans, G.	Senior Secretary	1.00	30,060
Schulthies, A.	Power Keyboard Operator	0.50	10,010
Total Staff		1.50	40,070
TOTAL ACADEMIC CURRICULUM		2.50	130,766
ACADEMIC RESOURCES			
MANAGEMENT			
Gigliotti, H.	Administrator IV	1.00	101,256
Tellier, R.	Administrator III	1.00	84,000
Total Management		2.00	185,256
STAFF			
Carson, E.	Clerical Assistant III	1.00	19,294
Miller, N.	Administrative Operations Analyst I	1.00	31,092
Smothers, M.	Administrative Operations Analyst III	1.00	51,108
Total Staff		3.00	101,494
TOTAL ACADEMIC RESOURCES		5.00	286,750
APPLIED ETHNIC PROGRAM			
FACULTY			
OBrien, J.	Instructional Faculty - AY	1.00	62,784
Total Faculty		1.00	62,784
TOTAL APPLIED ETHNIC PROGRAM		1.00	62,784

Note: Based on salary data as of 10/95,
however does not reflect FY 95/96 salary increases
(not all bargaining units had settled at time of publication).

**1995-96 PROJECTED SALARY UTILIZATION
BY CATEGORY**

NAME		CLASS	TIMEBASE	ANNUAL SALARY
PROVOST/VPAA				
COS CENTER				
MANAGEMENT				
Vasquez, M.		Administrator II	1.00	43,340
Total Management			1.00	43,340
STAFF				
Bilvado, M.		Clerical Assistant III	1.00	26,520
Vasquez, S.		Administrative Operations Analyst II	1.00	50,082
Total Staff			2.00	76,602
TOTAL COS CENTER			3.00	119,942
CATALOG OFFICE				
STAFF				
Priano, C.		Public Affairs Assistant II	1.00	37,932
Schulthies, A.		Power Keyboard Operator	0.50	10,010
Total Staff			1.50	47,942
TOTAL CATALOG OFFICE			1.50	47,942
ACADEMIC PERSONNEL				
MANAGEMENT				
Brown-McGowan, S.		Administrator IV	1.00	85,284
Total Management			1.00	85,284
STAFF				
Paschal, K.		Clerical Assistant III	1.00	25,416
Rodriguez-Alvarado, C.		Administrative Operations Analyst I	1.00	34,092
Total Staff			2.00	59,508
TOTAL ACADEMIC PERSONNEL			3.00	144,792
INSTITUTIONAL RESEARCH				
MANAGEMENT				
Raymond, J.		Administrator III	1.00	82,488
Total Management			1.00	82,488
STAFF				
Nelson, M.		Senior Secretary	1.00	31,440
Robinson, M.		Research Technician I	0.50	14,016
Total Staff			1.50	45,456
TOTAL INSTITUTIONAL RESEARCH			2.50	127,944

Note: Based on salary data as of 10/95,
however does not reflect FY 95/96 salary increases
(not all bargaining units had settled at time of publication).

**1995-96 PROJECTED SALARY UTILIZATION
BY CATEGORY**

NAME	CLASS	TIMEBASE	ANNUAL SALARY
PROVOST/VPAA			
GRANTS & RESEARCH			
MANAGEMENT			
Combs, T.	Administrator II	1.00	49,000
Total Management		1.00	49,000
STAFF			
Kachadoorian, A.	Administrative Operations Analyst I	1.00	31,092
Scheidt, E.	Clerical Assistant IV	1.00	29,484
Total Staff		2.00	60,576
TOTAL GRANTS & RESEARCH		3.00	109,576
TOTAL PROVOST/VPAA		29.50	1,459,291
INTERNATIONAL PROGRAMS			
STAFF			
Atwell, J.	Administrative Operations Analyst II	1.00	42,396
Total Staff		1.00	42,396
TOTAL INTERNATIONAL PROGRAMS		1.00	42,396
TRUSTEE PROFESSOR			
MANAGEMENT			
Haak, H.	Administrator IV	1.00	72,384
Total Management		1.00	72,384
TOTAL TRUSTEE PROFESSOR		1.00	72,384
TOTAL INSTRUCTION		841.30	#####

Note: Based on salary data as of 10/95,
however does not reflect FY 95/96 salary increases
(not all bargaining units had settled at time of publication).

**1995-96 PROJECTED SALARY UTILIZATION
BY CATEGORY**

NAME	CLASS	TIMEBASE	ANNUAL SALARY
ACADEMIC SUPPORT			
ACADEMIC INNOVATION CENTER			
MANAGEMENT			
Threlkheld, R.	Administrator IV	1.00	86,250
Total Management		1.00	86,250
STAFF			
Major, S.	Clerical Assistant IV	1.00	28,212
Zenteno, T.	Clerical Assistant IV	1.00	28,212
Total Staff		2.00	56,424
TOTAL ACADEMIC INNOVATION CENTER		3.00	142,674

MEDIA SERVICES (AUDIO/VISUAL SERVICES)

MANAGEMENT			
Forden, J.	Administrator III	1.00	69,924
Hart, R.	Administrator II	1.00	58,056
Total Management		2.00	127,980
STAFF			
Brown Jr., R.	Equipment Technician III, Electronic	1.00	43,404
Contreras, F.	Media Production Specialist II	1.00	38,233
Egan, C.	Media Production Specialist III	1.00	37,980
Feist, M.	Television Engineer	1.00	54,876
Freeman, A.	Administrative Operations Analyst III	1.00	51,108
Garvin, T.	Instructional Computing Consultant III	1.00	47,339
Helling, P.	Graphic Artist II	1.00	34,356
Holt, D.	Equipment Technician II, Electro-Mechanical	1.00	39,528
Mills, R.	Equipment Technician III, Electronic	1.00	41,436
Rawn, J.	Clerical Assistant III	1.00	23,376
Rice, R.	Media Production Specialist II	1.00	28,448
Vaughn, J.	Equipment Technician II, Electronic	1.00	32,856
Vaughn-Dotta, R.	Photographer II	1.00	41,232
Total Staff		13.00	514,172
TOTAL MEDIA SERVICES (AUDIO/VISUAL SERVICES)		15.00	642,152

JOINT DOCTORAL PROGRAM

STAFF			
Alabi, D.	Clerical Assistant II	1.00	20,916
RiveraPasilla, D.	Administrative Operations Analyst I	1.00	32,580
Total Staff		2.00	53,496
TOTAL JOINT DOCTORAL PROGRAM		2.00	53,496

Note: Based on salary data as of 10/95,
however does not reflect FY 95/96 salary increases
(not all bargaining units had settled at time of publication).

**1995-96 PROJECTED SALARY UTILIZATION
BY CATEGORY**

NAME	CLASS	TIMEBASE	ANNUAL SALARY
ACADEMIC SUPPORT			
LIBRARY SERVICES			
FACULTY			
Bochin, J.	Librarian - 10 mo.	1.00	54,516
Clark, A.	Librarian - 12 mo.	1.00	72,384
Ebert, Y.	Librarian - 12 mo.	1.00	62,784
Gade, C.	Librarian - 12 mo.	1.00	72,384
Galvan-Estrada, L.	Librarian - 12 mo.	1.00	41,184
Goth, A.	Supervising Librarian - 12 mo.	1.00	72,384
Haffner, S.	Librarian - 12 mo.	1.00	65,868
Heinlen, W.	Librarian - 12 mo.	1.00	72,384
Hsu, M.	Librarian - 12 mo.	1.00	62,784
Kallenberg, R.	Librarian - 12 mo.	1.00	65,868
Lacks, B.	Librarian - 12 mo.	1.00	72,384
Mahoney, R.	Supervising Librarian - 12 mo.	1.00	72,384
Majors, D.	Librarian - 12 mo.	1.00	62,784
Mitchell, C.	Librarian - 12 mo.	1.00	59,916
Park, H.	Librarian - 12 mo.	1.00	68,508
Peterson, B.	Librarian - 12 mo.	1.00	69,036
Priebe, P.	Librarian - 10 mo.	1.00	49,632
Richter, B.	Librarian - 10 mo.	1.00	57,156
Robles, K.	Librarian - 12 mo.	1.00	43,164
Smith, A.	Librarian - 12 mo.	1.00	45,216
Smith Jr., V.	Supervising Librarian - 10 mo.	1.00	62,784
Zittlarkopf, M.	Librarian - 12 mo.	1.00	62,784
Total Faculty		22.00	1,368,288
MANAGEMENT			
Gorman, M.	Administrator IV	1.00	101,460
Goth, S.	Administrator III	1.00	79,032
Total Management		2.00	180,492
STAFF			
Bancroft, J.	Administrative Operations Analyst I	1.00	35,712
Black, L.	Library Assistant II	1.00	32,580
Bunch, C.	Clerical Assistant II	1.00	22,692
Byrd, J.	Clerical Assistant II	1.00	24,660
Cates, S.	Library Assistant II	1.00	32,580
Cheek, L.	Library Assistant III	1.00	35,532
Church, S.	Clerical Assistant II	0.50	12,330
Clark, S.	Library Assistant II	1.00	28,392
Clark, L.	Library Assistant I	1.00	28,536
Coffey, J.	Library Assistant III	1.00	35,532
Cousineau, C.	Administrative Operations Analyst I	1.00	34,092
Delbon, C.	Library Assistant II	1.00	32,580
Dodd, C.	Library Assistant I	1.00	28,536
Estrada, O.	Library Assistant I	1.00	28,536
Ford, N.	Library Assistant I	1.00	26,160

Note: Based on salary data as of 10/95,
however does not reflect FY 95/96 salary increases
(not all bargaining units had settled at time of publication).

**1995-96 PROJECTED SALARY UTILIZATION
BY CATEGORY**

NAME	CLASS	TIMEBASE	ANNUAL SALARY
ACADEMIC SUPPORT			
LIBRARY SERVICES			
<i>STAFF continued</i>			
Gibson, F.	Library Assistant I	1.00	28,536
Grogan, G.	Administrative Operations Analyst I	1.00	35,712
Hayashi, C.	Library Assistant I	1.00	28,536
Hendrix, E.	Library Assistant I	1.00	28,536
Hernandez, J.	Library Assistant II	1.00	32,580
Hill, J.	Warehouse Worker	1.00	27,480
Hinman, B.	Equipment Technician I, Electronic	1.00	34,392
Hubbard, D.	Library Assistant II	1.00	32,580
Lavigna, P.	Administrative Operations Analyst II	1.00	42,396
Logan, G.	Clerical Assistant II	1.00	24,660
Magana, J.	Library Assistant II	1.00	32,580
Mangini, S.	Senior Secretary	1.00	30,060
Morgan, P.	Library Assistant II	1.00	32,580
Napier, V.	Clerical Assistant II	0.50	12,330
Nigg, N.	Library Assistant I	1.00	24,072
Olson, D.	Library Assistant I	0.50	14,268
Orr, S.	Clerical Assistant II	1.00	24,660
Pena, M.	Library Assistant III	1.00	35,532
Phelps, H.	Clerical Assistant II	1.00	18,539
Pires, D.	Library Assistant III	1.00	30,948
Plaunt, C.	Library Assistant III	1.00	33,936
Renteria, C.	Accounting Technician I	1.00	28,032
Skeen, N.	Book Repairer II	1.00	28,596
Summers, B.	Library Assistant II	1.00	32,580
Takaragi, D.	Library Assistant I	1.00	26,196
Taylor, D.	Library Assistant III	1.00	35,532
Tempesta, J.	Library Assistant III	1.00	35,532
Todd, I.	Library Assistant III	1.00	35,532
Trevino, G.	Clerical Assistant III	1.00	27,684
Vann	Clerical Assistant II	1.00	24,660
Williams, C.	Library Assistant I	1.00	28,536
Total Staff		44.50	1,346,243
TOTAL LIBRARY SERVICES		68.50	2,895,023

CCMS

COMPUTING SERVICES (COMPUTER CENTER ADMINISTRATION)

MANAGEMENT

Clausen, F.	Administrator III	1.00	64,836
Evenson, N.	Administrator I	1.00	45,888
Martin, D.	Administrator III	1.00	68,472
Morris, J.	Administrator III	1.00	94,908
Wynne, A.	Administrator II	1.00	60,756
Total Management		5.00	334,860

Note: Based on salary data as of 10/95,
however does not reflect FY 95/96 salary increases
(not all bargaining units had settled at time of publication).

**1995-96 PROJECTED SALARY UTILIZATION
BY CATEGORY**

NAME	CLASS	TIMEBASE	ANNUAL SALARY
ACADEMIC SUPPORT			
COMPUTING SERVICES (COMPUTER CENTER ADMINISTRATION)			
STAFF			
Abbott, G.	Instructional Computing Consultant III	1.00	52,596
Barbery, G.	Computer Operator	1.00	28,032
Barker, B.	Associate Systems Analyst	1.00	54,072
Bonander, J.	Instructional Computing Consultant II	1.00	45,684
Chadwick, J.	Instructional Computing Consultant II	1.00	41,592
Conway, C.	Associate Systems Analyst	1.00	46,992
DeLeon, S.	Data Control Technician	1.00	26,052
Franklin, J.	Staff Systems Analyst	1.00	59,436
Gagne, T.	Administrative Operations Analyst I	1.00	35,712
Gaither, G.	Instructional Computing Consultant III	1.00	47,868
Garcia, Y.	Clerical Assistant II	1.00	20,916
Hancock, C.	Instructional Computing Consultant I	1.00	33,324
Hicks, P.	Equipment Technician III, Electronic	1.00	43,404
Howard, J.	Staff Systems Analyst	1.00	59,436
Hyland, R.	Associate Systems Analyst	1.00	51,612
Johnson, J.	Clerical Assistant IV	1.00	28,260
List, E.	Associate Systems Software Specialist	1.00	54,072
Makar, E.	Clerical Assistant III	1.00	26,520
Martinez, L.	Equipment Technician II, Electronic	1.00	37,740
McVey, J.	Associate Systems Analyst	1.00	49,248
Michael, J.	Staff Systems Software Specialist	1.00	59,436
Mize, M.	Assistant Systems Software Specialist	1.00	40,848
Prieto, D.	Computer Operator	1.00	26,868
Primavera, J.	Administrative Operations Analyst I	1.00	29,760
Scherer, C.	Equipment Technician II, Electronic	1.00	37,740
Temby, E.	Clerical Assistant III	1.00	26,520
Torres, J.	Equipment Technician II, Electronic	1.00	39,528
Tucker, R.	Staff Systems Software Specialist	1.00	54,072
Villegas, R.	Senior Systems Software Specialist	1.00	62,316
Wielicki, A.	Associate Systems Analyst	1.00	46,992
Wing, S.	Computer Operator	1.00	28,032
Yzaguirre Jr., S.	Senior Computer Operator	1.00	32,100
Total Staff		32.00	1,326,780
TOTAL COMPUTING SERVICES (COMPUTER CENTER ADMIN)		37.00	1,661,640
TOTAL ACADEMIC SUPPORT		125.50	5,394,985

COMMUNICATION

STAFF

Ailes, K.	Telephone Operator	1.00	19,812
Scherer, S.	Equipment Technician II, Electronic	1.00	39,528
Venner, C.	Administrative Operations Analyst III	1.00	48,780
Total Staff		3.00	108,120
TOTAL COMMUNICATION		3.00	108,120

Note: Based on salary data as of 10/95,
however does not reflect FY 95/96 salary increases
(not all bargaining units had settled at time of publication).

**1995-96 PROJECTED SALARY UTILIZATION
BY CATEGORY**

NAME		CLASS	TIMEBASE	ANNUAL SALARY
ENROLLMENT SERVICES				
ASSOCIATE VP OFFICE				
MANAGEMENT				
Marshall, J.		Administrator III	1.00	81,504
Total Management			1.00	81,504
STAFF				
Rodriguez, L.		Clerical Assistant II	1.00	25,416
Total Staff			1.00	25,416
TOTAL ASSOCIATE VP OFFICE			2.00	106,920
ADMISSIONS/RECORDS/EVALUATIONS				
MANAGEMENT				
Escobedo, M.		Administrator III	1.00	63,264
Total Management			1.00	63,264
STAFF				
Andrews, P.		Evaluator I	1.00	32,400
Ayala, C.		Clerical Assistant IV	1.00	30,828
Banuelos, C.		Clerical Assistant IV	1.00	30,828
Barela, R.		Clerical Assistant III	1.00	25,416
Barner, C.		Clerical Assistant IV	1.00	28,260
Beddall, C.		Administrative Operations Analyst II	1.00	42,396
Belmontez, R.		Clerical Assistant IV	1.00	30,828
Bennion, K.		Clerical Assistant II	1.00	24,660
Bjordahl, N.		Senior Systems Analyst	1.00	62,316
Borbon, R.		Clerical Assistant II	1.00	24,660
Calderon, H.		Clerical Assistant III	1.00	26,520
Camarena, F.		Clerical Assistant III	1.00	27,684
Carson		Clerical Assistant III	1.00	23,376
Cerda, M.		Clerical Assistant III	1.00	25,416
Christensen, P.		Student Services Professional II - 12 mo.	1.00	38,904
Deaver, C.		Evaluator II	1.00	35,496
DeLeon, Y.		Administrative Operations Analyst II	1.00	42,396
Fortner, T.		Clerical Assistant IV	1.00	30,828
Gallagher, S.		Evaluator I	1.00	32,400
Gamboa, M.		Clerical Assistant III	1.00	23,076
Gonzalez, L.		Evaluator I	1.00	32,400
Hays, M.		Staff Systems Analyst	1.00	59,436
Herrera, L.		Clerical Assistant III	1.00	27,684
Heuston, P.		Administrative Operations Analyst II	1.00	42,396
Hole, P.		Evaluator II	1.00	35,496
Huckabay, K.		Evaluator I	1.00	30,948
Jackson, J.		Clerical Assistant III	1.00	27,684
Jaurigue, J.		Clerical Assistant III	1.00	27,684

Note: Based on salary data as of 10/95,
however does not reflect FY 95/96 salary increases
(not all bargaining units had settled at time of publication).

**1995-96 PROJECTED SALARY UTILIZATION
BY CATEGORY**

NAME	CLASS	TIMEBASE	ANNUAL SALARY
ENROLLMENT SERVICES			
ADMISSIONS/RECORDS/EVALUATIONS			
STAFF continued			
Juarez, T.	Clerical Assistant III	1.00	27,684
Kirkland, B.	Evaluator II	1.00	33,900
Lewis, R.	Clerical Assistant III	1.00	24,372
Mills	Administrative Operations Analyst I	1.00	34,092
Mireles, M.	Clerical Assistant III	1.00	26,520
Morrison, C.	Student Services Professional II - 12 mo.	1.00	38,904
Munoz, B.	Clerical Assistant III	1.00	25,416
Newton, R.	Clerical Assistant III	1.00	27,684
Odums, C.	Evaluator I	1.00	28,332
Olivarez, M.	Clerical Assistant III	1.00	27,684
Olivas, M.	Clerical Assistant II	1.00	22,692
Perry, A.	Administrative Operations Analyst II	1.00	42,396
Pettice, P.	Clerical Assistant III	1.00	26,520
Robinson, S.	Associate Systems Analyst	1.00	54,072
Rodriguez, E.	Evaluator I	1.00	32,400
Ruiz, R.	Clerical Assistant III	1.00	26,520
Shears, M.	Clerical Assistant III	1.00	26,520
Silva, R.	Clerical Assistant III	1.00	27,684
Smith, J.	Clerical Assistant III	1.00	27,684
Stock, R.	Student Services Professional III - 12 mo.	1.00	42,444
Willis, J.	Clerical Assistant IV	1.00	30,828
Total Staff		49.00	1,576,764
TOTAL ADMISSIONS/RECORDS/EVALUATIONS		50.00	1,640,028
ADVISING			
MANAGEMENT			
Arndt, J.	Administrator III	1.00	75,828
Total Management		1.00	75,828
STAFF			
Benedict, B.	Student Services Professional III - 12 mo.	1.00	42,444
Hall, D.	Secretary	1.00	28,584
Pierce, W.	Student Services Professional IV - 12 mo.	1.00	48,444
Total Staff		3.00	119,472
TOTAL ADVISING		4.00	195,300

Note: Based on salary data as of 10/95,
however does not reflect FY 95/96 salary increases
(not all bargaining units had settled at time of publication).

**1995-96 PROJECTED SALARY UTILIZATION
BY CATEGORY**

NAME	CLASS	TIMEBASE	ANNUAL SALARY
ENROLLMENT SERVICES			
TESTING			
FACULTY			
Stock, W.	Student Services Professional, Acad Related II - 12	1.00	52,680
Total Faculty		1.00	52,680
STAFF			
Travis, B.	Clerical Assistant IV	1.00	30,828
Statham, M.	Student Services Professional IV - 12 mo.	1.00	48,444
Total Staff		2.00	79,272
TOTAL TESTING		3.00	131,952
FINANCIAL AID			
MANAGEMENT			
Heuston Jr., J.	Administrator III	1.00	80,748
Total Management		1.00	80,748
STAFF			
Adame, M.	Clerical Assistant III	1.00	27,684
Aguayo, C.	Clerical Assistant II	1.00	20,916
Caldwell, T.	Administrative Operations Analyst III	1.00	48,780
Clark, E.	Student Services Professional I - 12 mo.	1.00	34,200
Cullers, C.	Clerical Assistant II	1.00	20,916
Dann, M.	Administrative Operations Analyst II	1.00	42,396
Dong, L.	Student Personnel Technician, Financial Aid	1.00	32,400
Duba, A.	Student Personnel Technician, Financial Aid	0.75	24,300
Elder, M.	Programmer II	1.00	43,608
Ford, A.	Clerical Assistant II	1.00	24,660
Hayes, S.	Clerical Assistant II	1.00	20,556
Hernandez, M.	Administrative Operations Analyst III	1.00	48,780
Howe, W.	Student Services Professional II - 12 mo.	1.00	38,904
Lord, M.	Administrative Operations Analyst III	1.00	48,780
Mata, C.	Student Personnel Technician, Financial Aid	1.00	29,592
McDaniel, C.	Associate Systems Analyst	1.00	46,992
Mejorado, I.	Student Services Professional II - 12 mo.	1.00	38,904
Moreno, R.	Student Personnel Technician, Financial Aid	1.00	30,948
Morgan, A.	Student Personnel Technician, Financial Aid	0.50	16,200
Okumoto, J.	Clerical Assistant IV	1.00	30,828
Paul Jr., J.	Student Services Professional II - 12 mo.	1.00	38,904
Rodriguez, S.	Clerical Assistant II	1.00	24,660
Simoni, E.	Programmer Trainee	1.00	28,776
Tamura, L.	Student Services Professional II - 12 mo.	1.00	38,904
Wyatt, N.	Clerical Assistant III	1.00	27,684
Total Staff		24.25	829,272
TOTAL FINANCIAL AID		25.25	910,020

Note: Based on salary data as of 10/95,
however does not reflect FY 95/96 salary increases
(not all bargaining units had settled at time of publication).

**1995-96 PROJECTED SALARY UTILIZATION
BY CATEGORY**

NAME	CLASS	TIMEBASE	ANNUAL SALARY
ENROLLMENT SERVICES			
ORIENTATION			
STAFF			
Hayward, P.	Student Services Professional III - 12 mo.	1.00	42,444
Trupp, D.	Clerical Assistant II	1.00	22,692
Total Staff		2.00	65,136
TOTAL ORIENTATION		2.00	65,136
UNIVERSITY OUTREACH SERVICES			
MANAGEMENT			
Pena, F.	Administrator II	1.00	59,688
Total Management		1.00	59,688
STAFF			
Chavez, D.	Student Services Professional III - 10 mo.	1.00	35,376
Douglas, E.	Programmer II	1.00	25,200
Hernandez, M.	Clerical Assistant IV	1.00	30,828
Lynam, W.	Administrative Operations Analyst III	1.00	51,108
Shelton, E.	Student Services Professional IV - 12 mo.	1.00	48,444
Total Staff		5.00	190,956
TOTAL OUTREACH SERVICES		6.00	266,252
STUDENT AFFIRMATIVE ACTION			
STAFF			
Garcia, D.	Student Services Professional III - 12 mo.	1.00	42,444
Maldonado, L.	Student Services Professional II - 12 mo.	1.00	38,904
Ochoa, J.	Clerical Assistant II	1.00	24,660
Ramirez, R.	Student Services Professional III - 12 mo.	1.00	42,444
Uribe, T.	Public Affairs Assistant I	1.00	33,012
Watkins, S.	Student Services Professional III - 12 mo.	1.00	35,256
Total Staff		6.00	216,720
TOTAL AFFIRMATIVE ACTION		6.00	216,720
TOTAL ENROLLMENT SERVICES		98.25	3,532,368

Note: Based on salary data as of 10/95,
however does not reflect FY 95/96 salary increases
(not all bargaining units had settled at time of publication).

**1995-96 PROJECTED SALARY UTILIZATION
BY CATEGORY**

NAME		CLASS	TIMEBASE	ANNUAL SALARY
STUDENT SERVICES				
OFFICE OF THE DEAN				
MANAGEMENT				
Corcoran, W.		Administrator IV	1.00	94,692
Total Management			1.00	94,692
STAFF				
Galvan, A.		Senior Secretary	1.00	31,440
Olivares, V.		Student Services Professional III - 12 mo.	1.00	42,444
Stephens, L.		Administrative Operations Analyst II	1.00	42,396
Total Staff			3.00	116,280
TOTAL OFFICE OF THE DEAN			4.00	210,972
CAREER DEVELOPMENT				
MANAGEMENT				
Bireline, A.		Administrator III	1.00	61,728
Williams, C.		Administrator II	1.00	51,852
Total Management			2.00	113,580
STAFF				
Andrade, A.		Student Services Professional III - 12 mo.	1.00	42,444
Deruosi, P.		Student Services Professional IV - 12 mo.	1.00	48,444
Dille, D.		Student Services Professional III - 12 mo.	1.00	38,688
Galvan, M.		Clerical Assistant II	1.00	24,660
Hardamon, L.		Graphics Specialist II	1.00	28,908
Hellenas, V.		Student Services Professional III - 12 mo.	1.00	42,444
Madrigal, P.		Clerical Assistant II	1.00	24,660
Roby, S.		Clerical Assistant II	1.00	20,916
Wolfe, A.		Student Services Professional III - 12 mo.	1.00	42,444
Total Staff			9.00	313,608
TOTAL CAREER DEVELOPMENT			11.00	427,188
DISABLED STUDENTS				
MANAGEMENT				
Lundal, R.		Administrator II	1.00	56,964
Total Management			1.00	56,964
STAFF				
Blore, P.		Student Services Professional III - 12 mo.	1.00	40,512
Saiz, L.		Clerical Assistant IV	1.00	29,484
Smith, S.		Student Services Professional III - 12 mo.	1.00	42,444
Todd, S.		Student Services Professional III - 12 mo.	1.00	42,444
Wright, J.		Clerical Assistant II	1.00	21,372
Total Staff			5.00	176,256
TOTAL DISABLED STUDENTS			6.00	233,220

Note: Based on salary data as of 10/95,
however does not reflect FY 95/96 salary increases
(not all bargaining units had settled at time of publication).

**1995-96 PROJECTED SALARY UTILIZATION
BY CATEGORY**

NAME	CLASS	TIMEBASE	ANNUAL SALARY
STUDENT SERVICES			
EOP			
MANAGEMENT			
Hernandez, R.	Administrator III	1.00	63,504
McDonald, M.	Administrator II	1.00	50,712
Total Management		2.00	114,216
STAFF			
Bellow, C.	Clerical Assistant II	0.75	18,495
Bishop, P.	Student Services Professional III - 12 mo.	1.00	42,444
Byrd, W.	Student Services Professional III - 12 mo.	1.00	42,444
Cantu, V.	Clerical Assistant III	1.00	27,684
Contreras, L.	Student Services Professional III - 12 mo.	1.00	42,444
Cordova, R.	Clerical Assistant III	1.00	27,684
Ellis, C.	Administrative Operations Analyst I	1.00	35,712
Estalilla, R.	Clerical Assistant II	1.00	24,660
Garduque, T.	Student Services Professional III - 12 mo.	1.00	42,444
Griesser, N.	Student Services Professional III - 12 mo.	1.00	36,924
Nunez, M.	Student Services Professional III - 12 mo.	1.00	42,444
Perez, I.	Student Services Professional II - 12 mo.	1.00	32,376
Provencio, M.	Student Services Professional II - 12 mo.	1.00	38,904
Total Staff		12.75	454,659
TOTAL EOP		14.75	568,875
INTERNATIONAL STUDENTS			
MANAGEMENT			
Munshower, C.	Administrator III	1.00	63,924
Total Management		1.00	63,924
STAFF			
Fu, J.	Student Services Professional II - 12 mo.	1.00	38,904
Jacques, S.	Administrative Operations Analyst III	1.00	51,108
Prather	Student Services Professional III - 12 mo.	1.00	8,879
Rude, D.	Clerical Assistant III	1.00	23,376
Saludes, R.	Student Services Professional III - 12 mo.	1.00	42,444
White, L.	Power Keyboard Operator	0.50	13,326
Total Staff		5.50	178,037
TOTAL INTERNATIONAL STUDENTS		6.50	241,961
LEARNING RESOURCE CENTER			
MANAGEMENT			
Snee, C.	Administrator II	1.00	45,744
Total Management		1.00	45,744

Note: Based on salary data as of 10/95,
however does not reflect FY 95/96 salary increases
(not all bargaining units had settled at time of publication).

**1995-96 PROJECTED SALARY UTILIZATION
BY CATEGORY**

NAME	CLASS	TIMEBASE	ANNUAL SALARY
STUDENT SERVICES			
LEARNING RESOURCE CENTER			
STAFF			
Gaxiola, T.	Student Services Professional III - 12 mo.	1.00	40,512
Morgutia, I.	Clerical Assistant II	1.00	24,660
Total Staff		2.00	65,172
TOTAL LEARNING RESOURCE CENTER		3.00	110,916
INTENSIVE LEARNING EXPERIENCE (ILE)			
STAFF			
Hildreth, S.	Student Services Professional IV - 10 mo.	1.00	36,768
Rangel, I.	Clerical Assistant II	0.50	12,330
Total Staff		1.50	49,098
TOTAL INTENSIVE LEARNING EXPERIENCE (ILE)		1.50	49,098
RE-ENTRY			
STAFF			
Cisneros, A.	Student Services Professional IV - 12 mo.	1.00	46,212
Dabanian, E.	Clerical Assistant II	1.00	20,916
Marzette, D.	Student Services Professional I - 12 mo.	1.00	28,536
Redfield, P.	Student Services Professional III - 12 mo.	1.00	42,444
Total Staff		4.00	138,108
TOTAL RE-ENTRY		4.00	138,108
STUDENT HEALTH & COUNSELING			
FACULTY			
Gechter, G.	Student Services Professional, Acad-Related III	1.00	47,376
Perry, W.	Student Services Professional, Acad-Related III	1.00	57,264
Rangel, J.	Student Services Professional, Acad-Related III	0.80	37,637
Total Faculty		2.80	142,277
MANAGEMENT			
Haugen, L.	Administrator II	1.00	53,232
Paull, R.	Administrator IV	1.00	103,488
Simonson, D.	Administrator II	1.00	49,200
Total Management		3.00	205,920
STAFF			
Archacki, S.	Clerical Assistant III	1.00	25,380
Bleile, N.	Physician	1.00	79,200
Collom, P.	Clinical Laboratory Technologist I	1.00	33,252
Goishi, H.	Nurse Practitioner - 10 mo.	1.00	46,932
Reid, C.	Clerical Assistant II	1.00	20,556
Sakata, J.	Pharmacist - 12 mo.	1.00	47,532
Total Staff		6.00	252,852
TOTAL STUDENT HEALTH & COUNSELING		11.80	601,049

Note: Based on salary data as of 10/95,
however does not reflect FY 95/96 salary increases
(not all bargaining units had settled at time of publication).

**1995-96 PROJECTED SALARY UTILIZATION
BY CATEGORY**

NAME	CLASS	TIMEBASE	ANNUAL SALARY
STUDENT SERVICES			
<i>STUDENT LIFE</i>			
FACULTY			
Howard, K.	Student Services Professional, Acad Rel II-12 mo.	1.00	52,680
Total Faculty		1.00	52,680
MANAGEMENT			
Boyle, T.	Administrator III	1.00	80,808
Total Management		1.00	80,808
STAFF			
Johnson, S.	Clerical Assistant III	1.00	27,684
Moore, F.	Student Services Professional III - 12 mo.	1.00	42,444
Nelson, G.	Student Services Professional III - 12 mo.	1.00	42,444
Olgin Jr., M.	Student Services Professional IV - 12 mo.	1.00	48,444
Valverde, V.	Student Services Professional III - 12 mo.	1.00	42,444
Total Staff		5.00	203,460
TOTAL STUDENT LIFE		7.00	336,948
UNIVERSITY MIGRANT SERVICES			
STAFF			
Moreno, R.	Student Services Professional IV - 12 mo.	1.00	42,108
Pickett, B.	Student Services Professional III - 12 mo.	1.00	40,512
Total Staff		2.00	82,620
TOTAL UNIVERSITY MIGRANT SERVICES		2.00	82,620
WOMEN'S RESOURCE CENTER			
STAFF			
Kearns, T.	Student Services Professional II - 12 mo.	1.00	38,904
Oputa, F.	Student Services Professional II - 12 mo.	0.50	18,570
Total Staff		1.50	57,474
TOTAL WOMEN'S RESOURCE CENTER		1.50	57,474
TOTAL STUDENT SERVICES		73.05	3,058,429
TOTAL ACADEMIC AFFAIRS		1138.10	#####

Note: Based on salary data as of 10/95,
however does not reflect FY 95/96 salary increases
(not all bargaining units had settled at time of publication).

**1995-96 PROJECTED SALARY UTILIZATION
BY CATEGORY**

NAME	CLASS	TIMEBASE	ANNUAL SALARY
VICE PRESIDENT FOR ADMINISTRATION			
OFFICE OF THE VICE PRESIDENT			
MANAGEMENT			
Quillian Jr., B.	Administrator IV	1.00	107,508
Total Management		1.00	107,508
STAFF			
Tift, P.	Administrative Operations Analyst III	1.00	47,436
Watson, C.	Administrative Operations Analyst I	1.00	28,236
Total Staff		2.00	75,672
TOTAL VICE PRESIDENT FOR ADMINISTRATION		3.00	183,180
FINANCIAL MANAGEMENT			
CONTROLLER			
MANAGEMENT			
Perriello, T.	Administrator III	1.00	85,008
Total Management		1.00	85,008
TOTAL CONTROLLER		1.00	85,008
ACCOUNTING SERVICES			
MANAGEMENT			
Livezey, D.	Administrator II	1.00	52,332
Ramirez, J.	Administrator II	1.00	46,944
Vega, R.	Administrator III	1.00	78,900
Total Management		3.00	178,176
STAFF			
Burger, C.	Accounting Technician II	1.00	32,474
Carlton, C.	Administrative Operations Analyst I	1.00	35,712
Collins, M.	Accounting Technician II	0.50	12,984
Huizar, L.	Senior Accounting Clerk I	1.00	29,568
Khan, A.	Accounting Technician III	1.00	31,044
Lindal, S.	Accounting Technician II	1.00	32,484
Martinez, M.	Accounting Technician III	1.00	32,484
Matsumura, D.	Accounting Clerk	1.00	24,072
Mercado, R.	Accounting Technician II	1.00	32,484
Ross-Urata, K.	Accounting Technician II	1.00	29,472
Shackleton, M.	Accounting Technician II	1.00	26,802
Simon, J.	Accounting Technician II	1.00	25,968
Thompson, F.	Accounting Technician II	1.00	30,744
Trytten, A.	Instructional Computing Consultant I	1.00	38,244
Waterbury, F.	Accounting Technician III	1.00	35,592
Total Staff		14.50	450,128
TOTAL ACCOUNTING SERVICES		17.50	628,304

Note: Based on salary data as of 10/95,
however does not reflect FY 95/96 salary increases
(not all bargaining units had settled at time of publication).

**1995-96 PROJECTED SALARY UTILIZATION
BY CATEGORY**

NAME	CLASS	TIMEBASE	ANNUAL SALARY
VICE PRESIDENT FOR ADMINISTRATION			
FINANCIAL MANAGEMENT			
STUDENT AID ACCOUNTING			
MANAGEMENT			
Klein, J.	Administrator II	1.00	59,592
Total Management		1.00	59,592
STAFF			
Cheney, R.	Accounting Clerk	0.50	12,036
Gideon, B.	Clerical Assistant II	1.00	24,660
Harris, E.	Student Personnel Technician, Financial Aid	1.00	32,400
Loo, J.	Accountant II	1.00	37,140
Martinez, J.	Student Personnel Technician, Financial Aid	1.00	30,948
Mejia, M.	Student Personnel Technician, Financial Aid	1.00	32,400
Paley, A.	Accounting Clerk	1.00	24,072
Reyna-Navarro, C.	Student Personnel Technician, Financial Aid	1.00	32,400
Sprecher, J.	Accounting Technician II	1.00	30,744
Staton, S.	Accounting Clerk	1.00	24,072
Total Staff		9.50	280,872
TOTAL STUDENT AID ACCOUNTING		10.50	340,464
PAYROLL			
MANAGEMENT			
Vaquilar, S.	Administrator II	1.00	60,024
Total Management		1.00	60,024
STAFF			
Aston, L.	Payroll Technician II	1.00	27,684
Johnson, J.	Payroll Technician III	1.00	34,716
Kinchen, L.	Administrative Operations Analyst III	1.00	51,108
Marzette, R.	Payroll Technician II	1.00	28,908
Papion, C.	Payroll Technician II	1.00	30,252
* Thakur, R.	Clerical Assistant II	1.00	24,660
Total Staff		6.00	197,328
TOTAL PAYROLL		7.00	257,352
PROCUREMENT			
MANAGEMENT			
Green, E.	Administrator II	1.00	45,747
Total Management		1.00	45,747

* Leave Without Pay until 2/1/96

Note: Based on salary data as of 10/95,
however does not reflect FY 95/96 salary increases
(not all bargaining units had settled at time of publication).

**1995-96 PROJECTED SALARY UTILIZATION
BY CATEGORY**

NAME	CLASS	TIMEBASE	ANNUAL SALARY
VICE PRESIDENT FOR ADMINISTRATION			
FINANCIAL MANAGEMENT			
STAFF			
Athans, C.	Buyer III	1.00	36,180
Hernandez, J.	Property Clerk II	1.00	29,568
Hutchens, K.	Clerical Assistant III	1.00	25,416
Keane, R.	Clerical Assistant III	1.00	26,520
Montanye, M.	Clerical Assistant II	1.00	29,928
Phillips, M.	Buyer III	1.00	41,892
Sanders, J.	Buyer III	1.00	39,837
Welch, J.	Clerical Assistant II	1.00	24,660
Yamanaka, J.	Clerical Assistant IV	1.00	30,828
Total Staff		9.00	284,829
TOTAL PROCUREMENT		10.00	330,576
SHIPPING & RECEIVING			
MANAGEMENT			
Farris, D.	Administrator I	1.00	36,000
Total Management		1.00	36,000
STAFF			
Burks, R.	Warehouse Worker	1.00	27,480
Castro, F.	Stock Clerk	1.00	26,196
Gutierrez, L.	Shipping and Receiving Assistant I	1.00	28,296
Pawlowski, J.	Warehouse Worker	1.00	27,480
Rough, E.	Mail Supervisor I	1.00	25,818
Sierras Jr., F.	Warehouse Worker	1.00	27,480
Simonian	Mail Clerk	1.00	25,224
Total Staff		7.00	187,974
TOTAL SHIPPING & RECEIVING		8.00	223,974
PUBLIC SAFETY			
POLICE			
MANAGEMENT			
Bekmanis, G.	Administrator II	1.00	52,248
King, S.	Administrator II	1.00	63,096
Shell Jr., W.	Administrator III	1.00	75,000
Total Management		3.00	190,344

Note: Based on salary data as of 10/95,
however does not reflect FY 95/96 salary increases
(not all bargaining units had settled at time of publication).

**1995-96 PROJECTED SALARY UTILIZATION
BY CATEGORY**

NAME	CLASS	TIMEBASE	ANNUAL SALARY
VICE PRESIDENT FOR ADMINISTRATION			
PUBLIC SAFETY			
POLICE			
STAFF			
Canales-Shrum, G.	Sergeant	1.00	42,216
Combs, M.	Public Safety Dispatcher	1.00	25,416
Curwick, J.	Public Safety Dispatcher	1.00	24,372
Harlan	Sergeant	1.00	37,812
Herring, J.	Corporal	1.00	42,024
Horsford, D.	Corporal	1.00	41,076
Jensen, D.	Corporal	1.00	42,024
Kelsey, J.	Public Safety Dispatcher	1.00	27,684
Marzette, R.	Payroll Technician II	1.00	28,908
Mendez-Johnson, A.	Public Safety Dispatcher	1.00	27,684
Mendoza, R.	Police Officer	1.00	40,008
Santos, I.	Public Safety Dispatcher	1.00	25,416
Scruggs, J.	Clerical Assistant II	1.00	24,660
Silva, S.	Sergeant	1.00	44,184
Snow, R.	Sergeant	1.00	44,184
Veen, V.	Administrative Operations Analyst I	1.00	35,712
Washington, G.	Police Officer	1.00	40,008
Zamora, M.	Police Officer	1.00	32,568
Total Staff		18.00	625,956
TOTAL POLICE		21.00	816,300
ENVIRONMENTAL HEALTH			
STAFF			
Avedisian, R.	Radiation Safety Officer	1.00	47,664
Daughtry, E.	Equipment Tech I	1.00	29,988
Schotke, W.	Plumber I	1.00	41,400
Total Staff		3.00	119,052
TOTAL ENVIRONMENTAL HEALTH		3.00	119,052
FACILITIES MANAGEMENT			
FACILITIES PLANNING			
MANAGEMENT			
AdishianAstone, D.	Administrator II	1.00	53,724
Total Management		1.00	53,724
STAFF			
Branam, S.	Administrative Operations Analyst I	1.00	35,712
Rodriguez, N.	Clerical Assistant III	1.00	27,684
Total Staff		2.00	63,396
TOTAL FACILITIES PLANNING		3.00	117,120

Note: Based on salary data as of 10/95,
however does not reflect FY 95/96 salary increases
(not all bargaining units had settled at time of publication).

**1995-96 PROJECTED SALARY UTILIZATION
BY CATEGORY**

NAME	CLASS	TIMEBASE	ANNUAL SALARY
VICE PRESIDENT FOR ADMINISTRATION			
FACILITIES MANAGEMENT			
PLANT OPERATIONS - MAINTENANCE OFFICE			
MANAGEMENT			
Boyd, R.	Administrator III	1.00	51,948
Total Management		1.00	51,948
STAFF			
Hamamoto, Y.	Instructional Support Technician III	1.00	45,804
Munoz, R.	Administrative Operations Analyst II	1.00	42,396
Olvera, A.	Clerical Assistant II	1.00	24,660
Ortega, A.	Clerical Assistant IV	1.00	30,828
Pecina-Castro, M.	Clerical Assistant II	1.00	23,664
Washington, K.	Clerical Assistant III	1.00	24,372
Total Staff		6.00	191,724
TOTAL PLANT OPERATIONS - MAINTENANCE OFFICE		7.00	243,672
PLANT OPERATIONS - BUILDING MAINTENANCE			
MANAGEMENT			
Wilson, G.	Administrator II	1.00	47,424
Total Management		1.00	47,424
STAFF			
Armendariz, P.	Maintenance Mechanic	1.00	40,104
Caudillo, S.	Operating Engineer	1.00	38,772
Cisneros, S.	Building Maintenance Worker	1.00	32,268
Coberly, R.	Carpenter II	1.00	41,436
Crow, A.	Plumber II	1.00	43,740
Forbes, L.	Planner/Estimator/Scheduler	1.00	40,452
Ford, J.	Locksmith II	1.00	41,640
Green, R.	Operating Engineer	1.00	38,772
Harris, S.	Electrician I	0.50	20,700
Kight, C.	Electrician II	0.50	21,870
Kulow, A.	Maintenance Mechanic	1.00	40,104
Markham, C.	Materials Fabrication Specialist	1.00	43,740
Martinez, V.	Skilled Laborer	1.00	32,268
Mendoza, J.	Locksmith I	1.00	38,436
Metzger, R.	Plumber I	1.00	41,400
Phillips, L.	Carpenter I	1.00	38,244
Ramos, V.	Carpenter I	1.00	38,244
Salinas, R.	Electrician I	1.00	41,400
Total Staff		17.00	673,590
TOTAL PLANT OPERATIONS - BUILDING MAINTENANCE		18.00	721,014

Note: Based on salary data as of 10/95,
however does not reflect FY 95/96 salary increases
(not all bargaining units had settled at time of publication).

**1995-96 PROJECTED SALARY UTILIZATION
BY CATEGORY**

NAME	CLASS	TIMEBASE	ANNUAL SALARY
VICE PRESIDENT FOR ADMINISTRATION			
FACILITIES MANAGEMENT			
PLANT OPERATIONS - GROUNDS MAINTENANCE			
MANAGEMENT			
Genito, S.	Administrator II	1.00	45,060
Total Management		1.00	45,060
STAFF			
Balderas, G.	Groundswoker	1.00	27,132
Garcia, C.	Nursery Technician II	1.00	34,884
Gazaway, C.	Groundswoker	1.00	24,888
Knapp, R.	Refrigeration Mechanic	1.00	44,100
Laney, C.	Gardener	1.00	30,648
Lukes, H.	Groundswoker	1.00	25,980
Mark, R.	Gardener	1.00	30,648
Maurer, L.	Lead Groundswoker	1.00	32,412
Nungaray, M.	Irrigation Specialist	1.00	30,648
Nuno, S.	Skilled Laborer	1.00	32,268
Pettit, L.	Lead Groundswoker	1.00	32,412
Pittman, S.	Gardening Specialist	1.00	30,648
Ramirez, M.	Plumber I	1.00	41,400
Sheehan, K.	Gardening Specialist	1.00	29,304
Walton, A.	Groundswoker	1.00	25,980
Zenteno, E.	Groundswoker	1.00	25,980
Total Staff		16.00	499,320
TOTAL PLANT OPERATIONS - GROUNDS MAINTENANCE		17.00	544,392

PLANT OPERATIONS - CUSTODIAL SERVICES

MANAGEMENT			
Jones, F.	Administrator I	1.00	27,408
Phillips, B.	Administrator I	1.00	42,552
Rodriguez, J.	Administrator I	1.00	28,704
Total Management		3.00	98,664
STAFF			
Ambriz, A.	Operating Engineer	1.00	38,772
Avery, B.	Custodian	0.50	11,952
Avina, L.	Skilled Laborer	1.00	32,268
Bailey, A.	Lead Custodian	1.00	25,788
Ballesteros, E.	Custodian	1.00	23,904
Berg, T.	Custodian	0.50	11,952
Bernal, A.	Custodian	1.00	23,904
Bustanza, A.	Lead Custodian	1.00	25,788
Bustos, C.	Custodian	1.00	23,904

Note: Based on salary data as of 10/95,
however does not reflect FY 95/96 salary increases
(not all bargaining units had settled at time of publication).

**1995-96 PROJECTED SALARY UTILIZATION
BY CATEGORY**

NAME	CLASS	TIMEBASE	ANNUAL SALARY
VICE PRESIDENT FOR ADMINISTRATION			
FACILITIES MANAGEMENT			
PLANT OPERATIONS - CUSTODIAL SERVICES			
STAFF continued			
Cabral, H.	Custodian	1.00	23,904
Contreras, J.	Custodian	1.00	23,904
Cooley, W.	Custodian	1.00	23,904
Cruz, R.	Custodian	1.00	23,904
Davis, J.	Custodian	1.00	23,904
Diaz, I.	Custodian	1.00	23,904
Eledge, B.	Custodian	1.00	23,904
Flores, P.	Lead Custodian	1.00	25,788
Fontes, J.	Custodian	1.00	23,904
Gomez, R.	Custodian	1.00	23,904
Gonzales, F.	Building Maintenance Worker	1.00	32,268
Haupt, M.	Lead Custodian	1.00	25,788
Heard, W.	Custodian	1.00	23,904
Henderson, H.	Custodian	1.00	23,904
Hernandez	Skilled Laborer	1.00	32,268
Jackson, A.	Operating Engineer	1.00	38,772
Johnson, S.	Custodian	1.00	23,904
Johnston, D.	Custodian	1.00	23,904
Kingen, C.	Custodian	1.00	23,904
Lancaster, N.	Custodian	1.00	23,904
Lara, Y.	Custodian	1.00	21,096
Lara, A.	Light Automotive Equipment Operator	1.00	29,880
Llewellyn, C.	Custodian	1.00	21,096
Lopez, S.	Custodian	1.00	23,904
Lopez, E.	Custodian	1.00	23,904
Macias, J.	Custodian	1.00	23,904
Madrigal, M.	Custodian	1.00	23,904
McPeters, O.	Custodian	1.00	23,904
Montejano, P.	Custodian	1.00	23,904
Moore, J.	Custodian	1.00	23,904
Ornelas, J.	Custodian	1.00	23,904
Peralta	Custodian	1.00	21,096
Peralta, I.	Custodian	1.00	23,904
Quintero, R.	Custodian	1.00	23,904
Ramirez, J.	Custodian	1.00	23,904
Sanchez, R.	Custodian	1.00	23,904
Silva, J.	Lead Custodian	1.00	25,788
Smith, C.	Custodian	1.00	23,904
Syhavong, B.	Operating Engineer	1.00	38,772
Tejeda, A.	Custodian	1.00	23,904
Torres, A.	Custodian	1.00	21,996
Verduzco, S.	Lead Custodian	1.00	25,788
Villalobos, R.	Custodian	1.00	23,904
Watkins, K.	Custodian	1.00	23,904
Weakley, L.	Custodian	1.00	23,904

Note: Based on salary data as of 10/95,
however does not reflect FY 95/96 salary increases
(not all bargaining units had settled at time of publication).

**1995-96 PROJECTED SALARY UTILIZATION
BY CATEGORY**

NAME	CLASS	TIMEBASE	ANNUAL SALARY
VICE PRESIDENT FOR ADMINISTRATION			
FACILITIES MANAGEMENT			
PLANT OPERATIONS - CUSTODIAL SERVICES			
STAFF continued			
Wells, T.	Storekeeper I	1.00	28,296
Williams, C.	Custodian	1.00	23,904
Young, C.	Custodian	1.00	23,904
Total Staff		56.00	1,419,660
TOTAL PLANT OPERATIONS - CUSTODIAL SERVICES		59.00	1,518,324
UTILITIES MANAGEMENT			
MANAGEMENT			
Smith, R.	Administrator II	1.00	55,128
Total Management		1.00	55,128
TOTAL UTILITIES MANAGEMENT		1.00	55,128
UTILITIES PLANT PERSONNEL			
MANAGEMENT			
Cuneo, P.	Administrator II	1.00	45,468
Total Management		1.00	45,468
STAFF			
Eidsness, G.	Refrigeration Mechanic	1.00	44,100
Keeton, G.	Building Service Engineer	1.00	41,208
Willis, M.	Refrigeration Mechanic	1.00	44,100
Wilson, P.	Refrigeration Mechanic	1.00	44,100
Total Staff		4.00	173,508
TOTAL UTILITIES PLANT PERSONNEL		5.00	218,976
HUMAN RESOURCES			
HUMAN RESOURCES ADMINISTRATION			
MANAGEMENT			
Wint, A.	Administrator IV	1.00	96,216
Total Management		1.00	96,216
STAFF			
Tucci-Newton, D.	Administrative Operations Analyst II	1.00	43,296
Williams, D.	Clerical Assistant III	1.00	27,684
Total Staff		2.00	70,980
TOTAL HUMAN RESOURCES ADMINISTRATION		3.00	167,196

Note: Based on salary data as of 10/95,
however does not reflect FY 95/96 salary increases
(not all bargaining units had settled at time of publication).

**1995-96 PROJECTED SALARY UTILIZATION
BY CATEGORY**

NAME	CLASS	TIMEBASE	ANNUAL SALARY
VICE PRESIDENT FOR ADMINISTRATION			
HUMAN RESOURCES			
PERSONNEL			
MANAGEMENT			
Adams, E.	Administrator II	1.00	54,228
Blackerby, S.	Administrator II	1.00	54,744
Creighton, J.	Administrator II	1.00	55,512
Kobe, N.	Administrator III	1.00	82,608
McDonald, J.	Administrator II	1.00	53,196
Varela, E.	Administrator II	1.00	68,508
Total Management		6.00	368,796
STAFF			
Diaz, M.	Clerical Assistant IV	1.00	30,828
Jenkins, D.	Administrative Operations Analyst III	1.00	48,780
Phelps, L.	Clerical Assistant III	1.00	27,684
Sanchez, A.	Clerical Assistant III	1.00	27,684
Total Staff		4.00	134,976
TOTAL PERSONNEL		10.00	503,772
EMPLOYEE ASSISTANCE PROGRAM (EAP)			
MANAGEMENT			
Franz, J.	Administrator II	1.00	63,948
Total Management		1.00	63,948
STAFF			
Hammer, A.	Secretary	1.00	28,584
Total Staff		1.00	28,584
TOTAL EMPLOYEE ASSISTANCE PROGRAM (EAP)		2.00	92,532
TOTAL ADMINISTRATIVE SERVICES			206.00 7,166,336

Note: Based on salary data as of 10/95,
however does not reflect FY 95/96 salary increases
(not all bargaining units had settled at time of publication).

**1995-96 PROJECTED SALARY UTILIZATION
BY CATEGORY**

NAME	CLASS	TIMEBASE	ANNUAL SALARY
VICE PRESIDENT FOR UNIVERSITY ADVANCEMENT			
OFFICE OF THE VICE PRESIDENT			
MANAGEMENT			
Smits, P.	Administrator IV	1.00	107,100
Total Management		1.00	107,100
STAFF			
Burks, G.	Clerical Assistant II	1.00	20,916
Goto, H.	Administrative Operations Analyst II	1.00	36,864
Total Staff		2.00	57,780
TOTAL VICE PRESIDENT FOR UNIVERSITY ADVANCEMENT		3.00	164,880
DEVELOPMENT			
MANAGEMENT			
Warrington, S.	Administrator III	1.00	79,500
Total Management		1.00	79,500
STAFF			
Granados, O.	Clerical Assistant III	1.00	27,684
Lo, B.	Clerical Assistant IV	1.00	25,908
Morello, M.	Administrative Operations Analyst I	1.00	35,712
Total Staff		3.00	89,304
TOTAL DEVELOPMENT		4.00	168,804
PUBLIC INFORMATION (PUBLIC AFFAIRS)			
MANAGEMENT			
Miller, J.	Administrator III	1.00	66,360
Skei, C.	Administrator II	1.00	50,000
Total Management		2.00	116,360
STAFF			
Conner, C.	Clerical Assistant III	1.00	27,684
Haw, S.	Clerical Assistant III	1.00	27,684
Total Staff		2.00	55,368
TOTAL PUBLIC INFORMATION (PUBLIC AFFAIRS)		4.00	171,728
ALUMNI RELATIONS			
MANAGEMENT			
Van Kirk, L.	Administrator II	1.00	56,184
Total Management		1.00	56,184
STAFF			
May, L.	Clerical Assistant III	1.00	27,684
Total Staff		1.00	27,684
TOTAL ALUMNI RELATIONS		2.00	83,868
TOTAL UNIVERSITY ADVANCEMENT		13.00	589,280

Note: Based on salary data as of 10/95,
however does not reflect FY 95/96 salary increases
(not all bargaining units had settled at time of publication).

**1995-96 PROJECTED SALARY UTILIZATION
BY CATEGORY**

NAME	CLASS	TIMEBASE	ANNUAL SALARY
CENTRAL MANAGEMENT			
PRESIDENT'S OFFICE			
MANAGEMENT			
Welty, J.	President	1.00	135,504
Total Management		1.00	135,504
STAFF			
Avery, R.	Clerical Assistant III	1.00	18,460
Collar, B.	Clerical Assistant IV	1.00	25,908
Guerrero, V.	Presidential Aide	1.00	52,290
Hernandez, P.	Clerical Assistant II	1.00	21,792
Velasquez, R.	Clerical Assistant II	0.50	10,896
Total Staff		4.50	129,346
TOTAL PRESIDENT'S OFFICE		5.50	264,850
STATEWIDE TESTING			
MANAGEMENT			
* Simms, K.	Administrator IV	1.00	75,636
Total Management		1.00	75,636
TOTAL STATEWIDE TESTING		1.00	75,636
BUDGET & INTERNAL AUDIT			
MANAGEMENT			
Shaver, I.	Administrator III	1.00	88,152
Webb, K.	Administrator II	1.00	63,372
Total Management		2.00	151,524
STAFF			
Janiel, M.	Assistant Budget Analyst	0.75	30,339
Lewis, P.	Assistant Budget Analyst	1.00	40,452
Ochoa, S.	Administrative Operations Analyst II	1.00	42,396
Total Staff		2.75	113,187
TOTAL BUDGET & INTERNAL AUDIT		4.75	264,711
TOTAL CENTRAL MANAGEMENT		11.25	605,197

* Reimbursed at .75 from Chancellor's Office

Note: Based on salary data as of 10/95,
however does not reflect FY 95/96 salary increases
(not all bargaining units had settled at time of publication).

**1995-96 PROJECTED SALARY UTILIZATION
BY CATEGORY**

NAME	CLASS	TIMEBASE	ANNUAL SALARY
ATHLETICS			
FACULTY			
Bennett, B.	Head Coach - 12 mo.	1.00	72,384
Bluem, J.	Coaching Specialist - 12 mo.	1.00	45,216
Burnett, J.	Coach - 12 mo.	1.00	65,868
Dole, W.	Coach - 12 mo.	1.00	65,868
Estes, G.	Head Coach - 12 mo.	1.00	72,384
Ferreira, E.	Coach - 12 mo.	1.00	65,868
Fraley, R.	Head Coach - 12 mo.	1.00	65,868
Hill, M.	Coach - 12 mo.	1.00	65,868
Miklesh, J.	Coach - 12 mo.	1.00	65,868
Pagani, T.	Head Coach - 12 mo.	1.00	65,868
Rupcich, M.	Coach - 12 mo.	1.00	65,868
Sweeney, J.	Head Coach - 12 mo.	1.00	72,384
Tarkanian, J.	Head Coach - 12 mo.	1.00	72,384
Wright, M.	Head Coach - 12 mo.	1.00	72,384
Wunder, L.	Head Coach - 12 mo.	1.00	62,784
Total Faculty		15.00	996,864
MANAGEMENT			
Johnson, S.	Administrator II	1.00	62,250
Knudsen, R.	Administrator III	1.00	74,352
Mulutinovich, D.	Administrator III	1.00	70,512
Snyder Jr., L.	Administrator II	1.00	69,132
Total Management		4.00	276,246
STAFF			
Bauer, C.	Student Services Professional III - 12 mo.	1.00	42,444
Total Staff		1.00	42,444
*TOTAL ATHLETICS		20.00	1,315,554
TOTAL GENERAL FUND		1391.35	66,348,235

*Denotes salaries paid through General Fund only

Note: Based on salary data as of 10/95,
however does not reflect FY 95/96 salary increases
(not all bargaining units had settled at time of publication).

**1995-96 PROJECTED SALARY UTILIZATION
BY CATEGORY**

NAME	CLASS	TIMEBASE	ANNUAL SALARY
SPECIAL FUNDS - CONTINUING EDUCATION			
MANAGEMENT			
Anderson, A.	Administrator IV	1.00	67,824
Harbit, L.	Administrator II	1.00	44,000
Hart, P.	Administrator II	1.00	62,220
Total Management		3.00	174,044
STAFF			
Aoki, R.	Clerical Assistant II	1.00	21,792
Arrants, J.	Administrative Operations Analyst I	1.00	35,712
Best, J.	Extended Education Specialist II	1.00	48,444
Dryden, D.	Clerical Assistant IV	1.00	28,212
Gall, N.	Extended Education Specialist I	1.00	35,352
Guest, P.	Clerical Assistant IV	1.00	29,484
Martinez, L.	Graphics Specialist II	1.00	30,252
Smith, C.	Clerical Assistant III	1.00	26,055
Total Staff		8.00	255,303
TOTAL CONTINUING EDUCATION		11.00	429,347
SPECIAL FUNDS - PARKING FUND			
MANAGEMENT			
Finden, R.	Administrator II	1.00	52,800
Total Management		1.00	52,800
STAFF			
Adams, L.	Clerical Assistant III	1.00	26,520
Beddingfield, G.	Administrative Operations Analyst I	1.00	29,700
Cochran, T.	Accounting Technician I	1.00	28,032
Gaines, R.	Police Officer	1.00	32,568
Harris, S.	Electrician I	0.50	20,700
Jones, T.	Campus Guard	1.00	28,140
Kight, C.	Electrician II	0.50	21,870
Llamas, A.	Gardener	1.00	30,648
Martinez, F.	Equipment Technician I, Electro-Mechanical	1.00	31,368
Mastropalo, E.	Administrative Operations Analyst III	1.00	53,520
Mighaccio, P.	Clerical Assistant III	1.00	27,684
Sanchez, J.	Irrigation Specialist	1.00	30,648
Tompkins, M.	Gardener	1.00	30,648
Vivian, L.	Accounting Clerk	1.00	24,072
Total Staff		13.00	416,118
TOTAL PARKING FUND		14.00	468,918

Note: Based on salary data as of 10/95,
however does not reflect FY 95/96 salary increases
(not all bargaining units had settled at time of publication).

**1995-96 PROJECTED SALARY UTILIZATION
BY CATEGORY**

NAME	CLASS	TIMEBASE	ANNUAL SALARY
SPECIAL FUNDS - INDEPENDENT OPERATIONS			
FACULTY			
Cailliet, G.	Instructional Faculty - Academic Year	1.00	62,784
DeLiddo, D.	Coach - 12 month	1.00	62,784
Franklin, J.	Coach - 12 month	1.00	57,156
Hayward, L.	Coaching Assistant - 12 month	1.00	37,560
Hemmelgarn, A.	Coaching Assistant - 12 month	1.00	34,776
Sailor, S.	Coaching Assistant - 10 month	1.00	27,260
Schechter, P.	Coach - 12 month	1.00	65,868
Skipper, D.	Coach - 12 month	1.00	59,916
Tarkanian, D.	Coach - 12 month	1.00	59,916
Tedford, J.	Coach - 12 month	1.00	65,868
Vivas, L.	Head Coach - 12 month	1.00	65,868
Watney, L.	Head Coach - 10 month	1.00	52,320
Welch, J.	Coach - 12 month	1.00	59,916
Williams, B.	Coach - 12 month	1.00	62,784
Total Faculty		14.00	774,776
MANAGEMENT			
Castro, J.	Administrator I	1.00	39,564
Enns, R.	Administrator I	1.00	33,684
Freitas, A.	Administrator I	0.50	17,496
Goodman, S.	Administrator I	1.00	44,592
Griffin, D.	Administrator II	1.00	64,080
Hemink, L.	Administrator IV	1.00	98,784
Johnson, T.	Administrator I	1.00	39,744
Kane, T.	Administrator I	1.00	38,376
Lawson, C.	Administrator II	1.00	44,424
Papa, R.	Administrator III	0.75	63,996
Wetzel, J.	Administrator III	1.00	67,692
Winans, D.	Administrator II	1.00	52,920
Work, P.	Administrator II	1.00	51,204
Total Management		12.25	656,556
STAFF			
Anderson, S.	Maintenance Mechanic	1.00	40,104
Aranaydo, C.	Student Personnel Technician, Financial Aids	0.80	25,920
Artist, J.	Clerical Assistant IV	1.00	30,828
DiFuria, S.	Clerical Assistant II	1.00	24,660
Dillingham, A.	Clerical Assistant III	1.00	27,684
Flores, A.	Clerical Assistant IV	1.00	30,828
Fong, H.	Clerical Assistant II	1.00	24,660
Garibay, D.	Groundsworker	1.00	27,132
Hakker, N.	Accounting Technician II	1.00	30,744
Hughes-Avila, K.	Evaluator I	1.00	27,132
Jenkins, J.	Accounting Technician II	1.00	30,744
Juarez, L.	Equipment Technician I, Specialized Equipment	0.50	18,012
Kachadoorian, D.	Reproduction Processes Assistant	1.00	28,536

Note: Based on salary data as of 10/95,
however does not reflect FY 95/96 salary increases
(not all bargaining units had settled at time of publication).

**1995-96 PROJECTED SALARY UTILIZATION
BY CATEGORY**

NAME	CLASS	TIMEBASE	ANNUAL SALARY
SPECIAL FUNDS - INDEPENDENT OPERATIONS			
<i>STAFF - continued</i>			
Leonard, L.	Maintenance Mechanic	1.00	40,104
Murdock, J.	Reproduction Processes Assistant	1.00	28,536
Myers, W.	Maintenance Mechanic	1.00	40,104
Perez, J.	Custodian	1.00	23,904
Pineda, R.	Custodian	1.00	23,904
Rodriguez, R.	Clerical Assistant IV	1.00	28,212
Shields, T.	Senior Secretary	1.00	31,440
Snedden, N.	Clerical Assistant III	1.00	27,684
Sotelo, M.	Administrative Operations Analyst I	1.00	35,712
Valladares, R.	Custodian	1.00	23,904
Van Pelt, M.	Accounting Technician III	1.00	35,592
Vasquez, M.	Custodian	1.00	23,904
Verodi, K.	Secretary	1.00	28,584
Wemmer, S.	Refrigeration Mechanic	1.00	44,100
Total Staff		26.30	802,668
TOTAL INDEPENDENT OPERATIONS		52.55	2,234,000

Note: Based on salary data as of 10/95,
however does not reflect FY 95/96 salary increases
(not all bargaining units had settled at time of publication).