

## UNIVERSITY BUDGET OFFICE

INFORMATION ON

THE UNIVERSITY • THE GENERAL FUND  
TRUST FUNDS • UNIVERSITY AUXILIARIES



**BUDGET BOOK  
2005/2006**



## President's Message

Members of the Campus Community:

I am pleased to present the California State University, Fresno, Budget Book for fiscal year 2005-06. The tables and charts contained in this budget document provide both detail and summary data on the allocation of the General Fund budget for California State University, Fresno, for fiscal year 2005-06, as well as final budget and expenditure data for fiscal year 2004-05 for comparative purposes. This document also includes similar detail and summary budget/expenditure data on the Continuing Education, Health Center, Lottery, and Parking funds, as well as, the budgets of the University Auxiliaries.

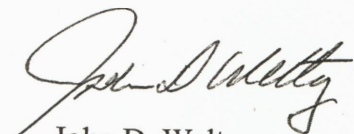
Fiscal year 2005-06 is the first year of a six year compact between the California State University System, the University of California system and the Governor of California. The Governor has committed to provide consistent funding for enrollment and other key education programs in exchange for the UC and CSU systems agreement to long term educational accountability. For 2005-06, The California State University System received new funding of \$235.2 million to support a 2.5 percent enrollment increase, financial aid, compensation increases for faculty, staff and administration, and other cost increases. This new funding brings the CSU System state appropriation to \$2.6 billion. Adding in the student fee revenue and other reimbursements brings the total system wide budget to \$4.0 billion.

Of this compact funding, California State University, Fresno received additional funding of \$11.0 million bringing our total general fund budget to \$190.9 million for 2005-06. A complete breakdown of this additional funding is included on the page entitled "2005-06 General Fund Budget Changes" later in this section. This amount includes funding of \$3.3 million for enrollment growth bringing our enrollment target to 17,289 FTES for 2005-06.

This year the campus is also undertaking a revision of our strategic plan. We should have a new Strategic Plan in place by the end of the academic year. This new Strategic Plan will be aligned with the Governors budget compact. We anticipate additional enrollment growth funding and continuity in our budget planning and look forward to new opportunities to serve our students and community.

Once again, thanks to all for making California State University the premiere university in the Central Valley.

Sincerely,



John D. Welty  
President

A complete copy of this report and the campus' allocation from the Chancellor can be found on the web at: <http://www.csufresno.edu/BudgetOffice/>. We would appreciate any suggestions or comments regarding the presentation or content of the information in this document. Please direct them to Mr. John Waayers in the University Budget Office at (559) 278-5293, e-mail [jwaayers@csufresno.edu](mailto:jwaayers@csufresno.edu), or send to mail stop TA53.



## **UNIVERSITY MISSION, VISION, PLAN, AND BUDGET**

### **The University**

The California State University, Fresno campus is located in the central San Joaquin Valley, against a backdrop of the Sierra Nevada Mountains. The campus has been situated at its present site on the northeast edge of Fresno since 1953. The University is the sixth oldest in the California State University system, originally founded in 1911 as the first junior college in the State. In 1961, under the newly created California State College system, the administration and control of the State colleges was transferred to the Trustees of the California State Colleges. The system was renamed The California State University in 1972.

Located in one of the richest agricultural regions in the world, the University's 327 acre campus was designated an arboretum in 1978. The University's facilities also include a 1,083 acre farm that is considered one of the most modern and best-equipped agricultural facilities in the West.

The campus serves a large, diverse multi-cultural population from the Central Valley and neighboring communities, as well as a good number of students from California, and other states and nations.

### **The Mission**

The University offers a high-quality educational opportunity to qualified students at the bachelor's and master's levels, as well as in joint doctoral programs in selected professional areas. To carry out this mission, the University provides a General Education program and other opportunities to expand students' intellectual horizons, foster lifelong learning, prepare them for further professional study and instill within them an appreciation of cultures other than their own. The University offers undergraduate degrees and programs in the liberal arts and sciences as well as in a variety of professional disciplines emphasizing agriculture, business, engineering and technology, health and human services, and education, preparing students for productive careers and responsible world citizenship. Building upon the strength of these undergraduate programs, graduate programs provide opportunities for personal and career enhancement through advanced study, preparing students for positions of leadership in the arts, sciences and professions.

The University encourages and protects free inquiry and expression, ensuring a forum for the generation, discussion and critical examination of ideas. By emphasizing the primacy of quality teaching and the close interaction between faculty and students, the University seeks to stimulate scholarly inquiry and discourse, inspire creative activity, heighten professional and technical competencies, encourage and support research and its dissemination, and recruit and develop outstanding teacher-scholar/artists.

The University fosters an environment in which students learn to live in a culturally diverse and changing society. Within that environment, it strives to develop a community founded upon mutual respect and shared efforts, in which individuals can communicate openly and work together to enrich the lives of all and to further the growth and excellence of the University. The University seeks and



encourages historically underrepresented students to embark upon and complete a University education.

The University serves the San Joaquin Valley while interacting with the state, nation and world. The University is a center of intellectual, artistic and professional activity. Through applied research, technical assistance, training and other related public service activities, the University anticipates continuing and expanding partnership and linkages with business, education, industry and government.

## **Vision**

Our vision is to be one of the nation's premier interactive universities, recognized for quality teaching, transformational scholarship, and cultural leadership for the benefit of society. To realize this vision, the university will adopt the following priorities:

- **Develop an engaged and diverse student learning community** with graduates who value lifelong learning, possess a broad general education, communicate effectively, are mathematically literate, appreciate the fine arts, are committed to the principles of tolerance and freedom, and are concerned with the welfare of others and society.
- **Recruit and retain high quality, diverse faculty**, dedicated to teaching, research, creative activity and service, and are recognized for their active involvement in the application of knowledge.
- **Recruit and retain high quality, diverse staff and administrators** dedicated to the support of the academic mission of the university.
- **Engage in high quality research and creative activity in all disciplines**, with particular emphasis on applications that support the region.
- **Build upon existing academic programs and create new academic programs** to help transform and develop the region.
- **Support and develop high quality graduate programs** appropriate to the needs of the region, and achieve the Carnegie classification of "Doctoral/Research University-Intensive" (for Carnegie classification information see [www.carnegiefoundation.org](http://www.carnegiefoundation.org)).
- **Play a major role in transforming our region** by employing the university's resources for the solution of problems and improvement of the lives and livelihoods of its citizens.
- **Establish partnerships and alliances that serve the region** and work with educational institutions to improve the commitment, quality, and value of education.
- **Establish a positive and productive working environment** for the entire university community, which values the individual; supports teamwork and cooperation; requires honesty, integrity, and civility; and inspires enthusiasm and pride.
- **Commit to continuous improvement** by planning, implementing, and evaluating new strategies and improving the university's operational and technological infrastructure to



enhance instruction; support scholarship, research, creative activity and service; and facilitate the delivery of support services for students, staff, faculty and alumni/ae.

- **Search effectively for resources from a wide range of sources** to support all members of the university community in their quest for innovation and excellence.
- **Demonstrate and communicate the quality of the university's programs**, its students, faculty, staff, and alumni/ae and its many and diverse centers of excellence.

### **Plan for Excellence II (2001-2006)**

In the fall of 2000, it became clear that the university had made major progress on most, if not all, of the strategic plan goals. In a short time, over a three-year period (1997-2000), faculty, staff and administrators had accomplished the objectives outlined in the plan's goals. In light of these accomplishments, a new review and evaluation of the university's vision and goals was launched during the 2000-2001 academic year. The final result of this review was the development of our new strategic plan, *Plan for Excellence II: 2001-2006*, which was endorsed by the Academic Senate on September 24, 2001, and approved by the President on October 18, 2001. The implementation phase of the new strategic plan, *Plan for Excellence II*, is currently underway.

### **Indicators of Implementation Success**

As we begin the implementation of the *Plan for Excellence II* goals, it is important that we begin to identify indicators that will measure the successful implementation of our plan. The indicators presented below are an initial reflection on outcomes and accomplishments that are directly related to the plan's goals. This list is not intended to be all-inclusive, and additional indicators will be identified and developed as each major division of the university and the Strategic Planning Steering Committee move forward with the implementation process.

By 2006, if we are successful in implementing our new plan, we will have:

- An Honors College enrollment of 400 students and each College and School will have established an honors program.
- A seamless transition process for students from the junior year in high school to California State University, Fresno that will include on-line coursework, on-line services, and dual admission programs.
- A more diverse student population (ethnically, culturally and geographically), with improved enrollment management in specific academic programs.
- Twenty doctoral graduates per year.
- Increased significantly the number of graduate student assistantships, tuition waivers and fellowships that we provide our students.

- An increasingly diverse and technologically-skilled cohort of teacher/scholars.
- Faculty who are consistently recognized by national awards, such as the Fulbright, Pulitzer Prize, CASE Teacher Award, Hesburgh Award, and Wang Family Excellence Award.
- Achieved a faculty workload that takes into account our vision, and recognizes the responsibilities of faculty in relation to graduate education.
- Adequate resources to support faculty scholarship in the areas of teaching, research, creative activity and service.
- Additional external partnerships and collaborations that enhance academic programs.
- An endowment of at least \$150 million.
- Annual grants and contracts of \$50 to \$60 million
- Implemented, and be within one-to-two years of completing, a capital campaign for academic programs.
- Planned and begun construction on the finest library in the Central California Valley.
- Planned and begun to develop facilities for a Center of Excellence in Agriculture and prepared a long term plan for the university farm laboratory.
- Fully implemented a number of professional development programs, such as the Connections program that is characterized by self-satisfaction of employees; quality service; and positive communication with students, colleagues and visitors.
- A student body with each student having access to a digital device (laptop or similar instrument).
- Technologically accessible classrooms.
- Wireless access to LAN and high speed Internet access will be available on campus and to Central Valley Internet Project (CVIP) clients.
- Alumni/ae that are connected to the campus by the web.
- A full suite of administrative software in place for financial, human resources, and student administrative systems.
- Established the university as a first point of contact for community leaders and public officials who seek assistance in problem solving, applied research, and technical assistance.
- Provided advanced graduate education to policy makers and business and community leaders who will be prepared to contribute their knowledge to transform the region.
- Stimulated the rebirth of the community adjacent to the campus.
- Established a physical presence in additional locations in Fresno and the Central Valley.



- Additional student housing facilities
- Additional day care facilities.
- Increased individual faculty offices by 25 percent.
- Updated and implemented a long-term maintenance plan for at least 75 percent of our laboratory, clinic and research facilities; and established long-term development and maintenance plans for the remaining 25 percent of these facilities.
- Developed a self-generating power enterprise and model energy conservation program.
- A competitive Division I athletic program with at least 16 to 18 intercollegiate sports.
- Established recognition as the premier cultural and entertainment center in the Central California Valley, which includes the Save Mart Center and the new student recreation center.

### **The University Budget Summary**

The *University All Funds Summary* displayed on page 6 is derived from several funding sources, including State General Fund allocations, revenues (fees and tuition), and reimbursements; Trust Funds which are comprised of resources primarily from the Continuing Education Revenue Fund, Health Fees Fund, Parking Revenue Funds, and the Lottery Education Fund; and, the revenues generated by the University Auxiliary organizations. The General Fund is the predominant source for financing University operations.

The budget presentation that follows begins with an overall University summary of the total expenditure budgets, position information, and prior year actual expenditures (including encumbrances) of these funding sources, followed by separate summaries and detail sections for each area. The General Fund is arranged by baseline allocations (Level A) to each area of responsibility. Position, salary, operating expense, and prior year carry forward budgets for each area within the divisions are also detailed. Similar presentations are provided for each of the Trust Funds and the University Auxiliary budgets. **Positions and salary detail are as of November 2005.**



**CALIFORNIA STATE UNIVERSITY, FRESNO**  
**2005/06 UNIVERSITY ALL-FUND SUMMARY**

<b>FUND</b>	<b>2004/05 Initial Budget</b>	<b>2004/05 Final Budget</b>	<b>2004/05 Actual Expenditures</b>	<b>2005/06 Initial Budget</b>
<b>GENERAL FUND</b>				
Academic Affairs	\$82,828,691	\$97,618,379	\$80,814,375	\$84,474,687
Student Affairs	9,061,771	11,179,023	8,962,672	9,106,353
Administrative Services	16,478,796	25,304,859	18,977,492	12,878,237
University Advancement	1,796,844	2,373,309	2,287,504	2,068,927
Executive	1,151,859	1,454,411	1,150,401	1,161,584
Athletics	2,112,305	3,112,445	3,114,847	2,130,166
Centrally Monitored Funds	56,765,262	56,526,308	54,618,732	70,936,947
Information Technology	7,762,272	8,961,040	6,838,050	8,223,499
Reimbursed Activities	6,200,000	6,425,000	6,402,906	6,200,000
<b>TOTAL GENERAL FUND</b>	<b>\$184,157,800</b>	<b>\$212,954,774</b>	<b>\$183,166,979</b>	<b>\$197,180,400</b>
<b>TRUST FUNDS</b>				
Continuing & Global Education Revenue Fund	\$7,027,900	\$6,175,055	\$4,199,767	\$2,927,405
Health Fee Fund	2,100,000	2,724,384	\$3,168,840	2,100,000
Parking Revenue Fund - Fees	2,600,000	2,452,150	2,203,552	2,583,337
Parking Revenue Fund - Fines & Forfeitures	650,000	751,020	707,559	950,199
Lottery Education Fund	1,694,000	2,351,234	2,159,761	1,661,000
Other Trust Funds	8,837,457	10,033,654	15,716,691	0
<b>TOTAL TRUST FUNDS</b>	<b>\$22,909,357</b>	<b>\$24,487,497</b>	<b>\$28,156,170</b>	<b>\$10,221,941</b>
<b>UNIVERSITY AUXILIARIES</b>				
Agricultural Foundation	\$3,669,209	\$3,953,937	\$3,344,897	\$3,759,802
The California State University, Fresno				
Association, Inc.	33,688,000	31,962,467	33,441,701	35,487,400
Associated Students Inc.	541,677	604,521	500,882	591,253
California State University, Fresno Foundation				
Financial Services	3,817,000	4,410,080	4,410,080	3,890,000
Grants and Contracts	25,000,000	25,517,998	25,517,998	25,000,000
Athletic Corporation	22,578,200	21,426,475	22,098,416	22,449,995
Fresno State Programs for Children, Inc.	1,441,060	1,590,495	1,489,043	1,520,358
Bulldog Foundation	716,320	769,601	769,601	826,186
<b>TOTAL UNIVERSITY AUXILIARIES</b>	<b>\$91,451,466</b>	<b>\$90,235,574</b>	<b>\$91,572,618</b>	<b>\$93,524,994</b>
<b>TOTAL UNIVERSITY</b>	<b>\$298,518,623</b>	<b>\$327,677,845</b>	<b>\$302,895,767</b>	<b>\$300,927,335</b>



## THE GENERAL FUND

### Allocations and Enrollment

Budget allocations are based on the targeted FTE for each campus. The 2005-06 enrollment target for California State University, Fresno was established set at 17,289 FTES. The State General Fund allocation to support this FTE target is \$190,958,400 that includes \$133,028,700 in State appropriations, \$49,805,000 in State University Fees and \$8,124,700 in other fee and revenue. The *General Fund Allocation Changes* are displayed on page 10.

### Budget Principles, Policies, and Programs

Prior to 1993-94, funding for the California State University (CSU) was calculated utilizing a complex set of funding formulas (Orange Book) predicated upon FTES, student-faculty ratio and a myriad of additional factors. As a result of the State's fiscal crisis and a commitment to decentralize the CSU, the previous approach to budgeting has been eliminated. In its place, the CSU has adopted a simplified approach that is influenced by student-faculty ratio, size of physical plant and related programmatic considerations. With the change in the CSU budget generation and allocation process, California State University, Fresno redesigned its allocation process.

The new process established a base allocation level for each of the major program areas (Instruction/Academic Support, Student Services, Institutional Support, Plant Operations, Athletics and University Priorities Fund). Level "A" is the allocation made from the President to the Provost and each Vice President/Director reporting to the President. Similarly, Level "B" is the allocation made from the Provost/Vice Presidents to the Deans/Directors/Department Heads. (Each division is responsible for establishing a Level "B" allocation mechanism and monitoring expenditures according to that plan.) The Level "A" policy adopted at California State University, Fresno seeks to develop a predictable allocation methodology that assures equitable distribution of resources within the existing financial constraints of the system and is consistent with the following principles developed and adopted by the University Budget Committee of the Academic Senate at California State University, Fresno in the Spring of 1993.

### Principles

During the Spring semester 1993, the University Budget Committee developed a set of principles which were intended to be of assistance in developing a new model of budget allocation. These principles state that the budget allocation process should:

1. Support the chosen directions and priorities of the University.
2. Recognize differences between programs (i.e., delivery modes).
3. Provide for differential growth and differential needs within the University.
4. Provide certainty of allocation (within realities of public funding) for long-term efficiency and stability.
5. Reward "good" behavior.
6. Be perceived to be fair, based on the chosen plan and policies of the University.

7. Utilize minimum resources to administer the allocation process.
8. Decentralize decision making consistent with University plans and policies.
9. Mandate a consultative process within all schools/departments/units.
10. Provide an easy transition from the present system, with a phase-in period to minimize chaos.

### Policy

An allocation policy has been established which utilizes a base percentage for each of the six program areas and provides a small amount to be allocated to address University priorities. The base percentage for the five program areas and University Priorities were originally established in 1994-95 for a two-year period. In keeping with policy, these percentages have been reviewed every two years to determine whether a change in the percentages should be made. The last review conducted in the Fall of 2004, by the Level-A Review Committee (2 Academic Deans, 2 Faculty members of the Senate's University Budget Committee, a representative from each University division (5), and the University Budget Officer), sustained the current policy through 2006-07. The next Level-A Committee meeting will be in Fall of 2006 for the 2007-08 and 2008-09 Fiscal Years.

A historical view of the Allocable Budget percentages is shown in the chart below. It should be noted that the 2002-03 percentages were changed to reflect the realignment of Information Technology. Portions of Information Technology were formally included in the Instruction/Academic Support and Institutional Support programs. In 2005-06 the Utilities budget was moved from Plant Operations to Central Resources which also changed the budget percentages to the divisions.

### **PERCENTAGE OF ALLOCABLE BUDGET**

<b>PROGRAM AREA</b>	<b>2001/02</b>	<b>2002/03<sup>(a)</sup></b>	<b>2003/04</b>	<b>2004/05</b>	<b>2005/06<sup>(b)</sup></b>
Instruction/Academic Support	72.86	68.48	67.92	68.17	70.01
Student Services	8.49	8.03	8.00	7.84	8.02
Institutional Support	7.75	7.00	6.94	6.91	7.10
Plant Operations	9.20	9.20	9.02	8.95	6.56
Athletics	1.70	1.70	1.66	1.76	1.80
Information Technology	N/A	5.59	6.46	6.37	6.51
Total	100.00	100.00	100.00	100.00	100.00

a) Changes in allocation percentages reflect a decision to create a Level-A allocation for Information Technology beginning in 2002-03.

b) The utilities budget was transferred from Plant Operations to Central University Resources in 2005-06.



## Programs

*Instruction/Academic Support* includes funding for the Instructional Program, Smittcamp Honors College, Library, University Farm Lab, California Agricultural Technology Institute, Graduate Studies, and Faculty Development and Research.

*Student Services* includes funding for general services to students to include Re-entry Program, Educational Opportunity Program, Advising, Testing, Health Services, Students with Disabilities, Admissions/Records/Evaluations, Outreach, International Students, and Financial Aid.

*Institutional Support* program category includes the President's Office, University Advancement, University Budget Office, Administrative Services (Controller/Accounting/Payroll, Human Resources, University Police, Environmental Health & Safety), as well as the funding for University-wide communications.

The *Plant Operations* program, for budgeting purposes, has been identified separately and includes Facilities Management and Planning, and the University utilities budget.

*Athletics* provides the State funded portion of the Intercollegiate Athletic Program.

*Information Technology* provides a wide range of support including administrative computing, academic computing, digital campus, and a variety of technology projects.

Completing the General Fund are the Centrally Monitored Funds, the University Reserve, and Reimbursed Activities. Centrally Monitored Funds are used for special needs that benefit the University as a whole. The University Reserve is a fund established to accommodate unanticipated and unplanned expenditures during the fiscal year such as legal fees, legal settlements, shortfalls in revenue, emergencies, and major unanticipated expenditures. Finally, Reimbursed Activities is used to record expenditures made initially in the General Fund, for the benefit of other organizations. It contains only those specialized services which are fully reimbursed. For example, the Athletic Corporation funds additional salaries through this fund and then these expenditures are reimbursed to the University.

For future discussions in this document, the budgets have been rearranged organizationally to reflect the more familiar structure of the campus.

## 2005-06 General Fund Budget Changes

Displayed below are the changes to the General Fund budget for 2005-06. Our campus received an additional \$11,064,200 for 2005-06 bringing our total General Fund allocation to \$190,958,400. When combined with our reimbursed activity of \$6,200,000 our total budget is \$197,158,400.

The most significant changes are enrollment growth of \$3.3 million and compensation of \$4,387,000. The compensation is significant as this is the first increase in several years. Enrollment growth funding will continue to be important as we try and serve an increasing student demand.

<b>California State University, Fresno</b>	
<b>2005-06 Governor's Budget</b>	
<b>Budget Changes</b>	
<b>2004-05 General Fund Adjusted Base Budget</b>	<b>179,894,200</b>
<b>2005-06 Base Budget Changes</b>	
<b>Mandatory Costs</b>	
Health Benefits Cost Increase	1,012,000
Dental Benefits Cost Increase	79,000
Risk Insurance Costs Increases	844,300
Energy Cost Increases	200,800
Sub-Total Mandatory Costs	<u>2,136,100</u>
<b>Enrollment Growth</b>	<b>3,320,300</b>
<b>Financial Aid</b>	<b>1,145,800</b>
<b>Compensation</b>	<b>4,387,000</b>
<b>Long Term Needs</b>	
Deferred Maintenance	75,000
Sub-Total Long Term Needs	<u>75,000</u>
<b>Total 2005-06 Base Budget Increases</b>	<u><b>11,064,200</b></u>
<b>Sub-Total 2005-06 General Fund Budget</b>	<u><b>190,958,400</b></u>
<b>Plus Reimbursments</b>	<b>6,200,000</b>
<b>Total Budget</b>	<u><u><b>197,158,400</b></u></u>

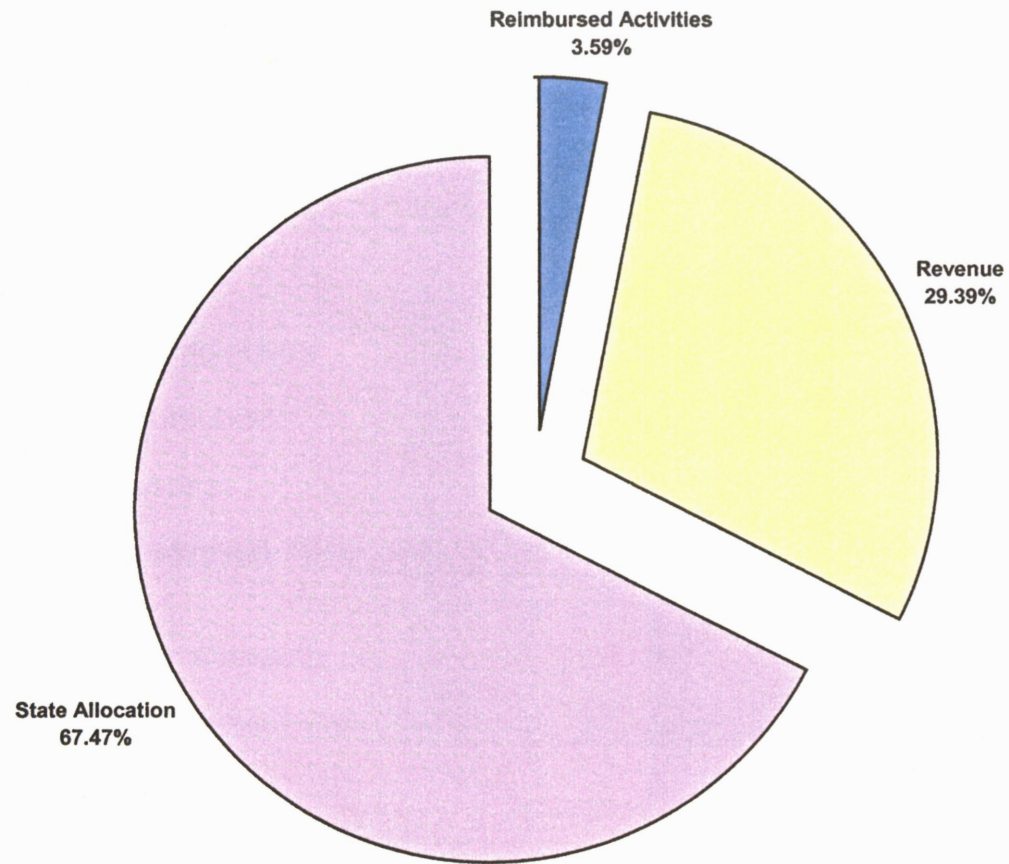


**CALIFORNIA STATE UNIVERSITY, FRESNO**  
**2005/06 GENERAL FUND**  
**REVENUE BUDGET SUMMARY**

	2004/05 Initial Budget	2004/05 Final Budget	2004/05 Actual Revenues	2004/05 Revenue Variance	2005/06 Initial Budget
<b>GENERAL FUND STATE ALLOCATION ONE-TIME AND TEMPORARY FUNDING</b>	\$125,375,100	\$129,418,640	\$129,418,640	\$0	\$133,028,700
<b>Revenues:</b>					
Federal Administrative Allowance - SEOG	\$25,000	\$25,000	\$48,037	\$23,037	\$25,000
Federal Administrative Allowance - Perkins	36,000	36,000	37,429	1,429	36,000
Federal Administrative Allowance - PELL	35,000	35,000	38,430	3,430	35,000
Federal Administrative Allowance - Work Study	48,000	48,000	46,431	(1,569)	48,000
College Work Study - On Campus	436,413	436,413		(436,413)	295,000
College Work Study - Off Campus	748,000	748,000	42,483	(705,517)	42,000
College Work Study - 100%	0	0	474,561	474,561	474,000
College Work Study - Job Location Development	47,347	47,347	50,000	2,653	47,347
Non-Resident Tuition	5,488,540	5,488,540	5,425,378	(63,162)	5,488,540
Student Academic Services Fee	420,000	420,000	459,781	39,781	420,000
Application Fee	640,000	640,000	764,763	124,763	640,000
State University Fee	44,183,000	44,009,879	43,608,909	(400,970)	49,530,000
State University Fee - Summer Arts	275,000	223,121	208,586		297,000
Work Study - Private	20,000	20,000	14,207	(5,793)	14,803
Disability Reimbursement		0	352,675		350,000
Miscellaneous Revenue	180,400	180,400	314,005	133,605	209,010
<b>Total Revenues</b>	<b>\$52,582,700</b>	<b>\$52,357,700</b>	<b>\$51,885,675</b>	<b>(\$810,165)</b>	<b>\$57,951,700</b>
<b>Reimbursed Activities:</b>					
Reimbursements	6,200,000	6,425,000	6,402,906	(22,094)	6,200,000
<b>Total Reimbursed Activities</b>	<b>\$6,200,000</b>	<b>\$6,425,000</b>	<b>\$6,402,906</b>	<b>(\$22,094)</b>	<b>\$6,200,000</b>
<b>TOTAL REIMBURSEMENTS/REVENUES</b>	<b>\$58,782,700</b>	<b>\$58,782,700</b>	<b>\$58,288,581</b>	<b>(\$832,259)</b>	<b>\$64,151,700</b>
<b>TOTAL GENERAL FUND BUDGET *</b>	<b>\$184,157,800</b>	<b>\$188,201,340</b>	<b>\$187,707,221</b>	<b>(\$832,259)</b>	<b>\$197,180,400</b>

\* Does not include the Roll Forward balances

**2004/05 CALIFORNIA STATE UNIVERSITY, FRESNO  
GENERAL FUND  
REVENUE BUDGET SUMMARY**





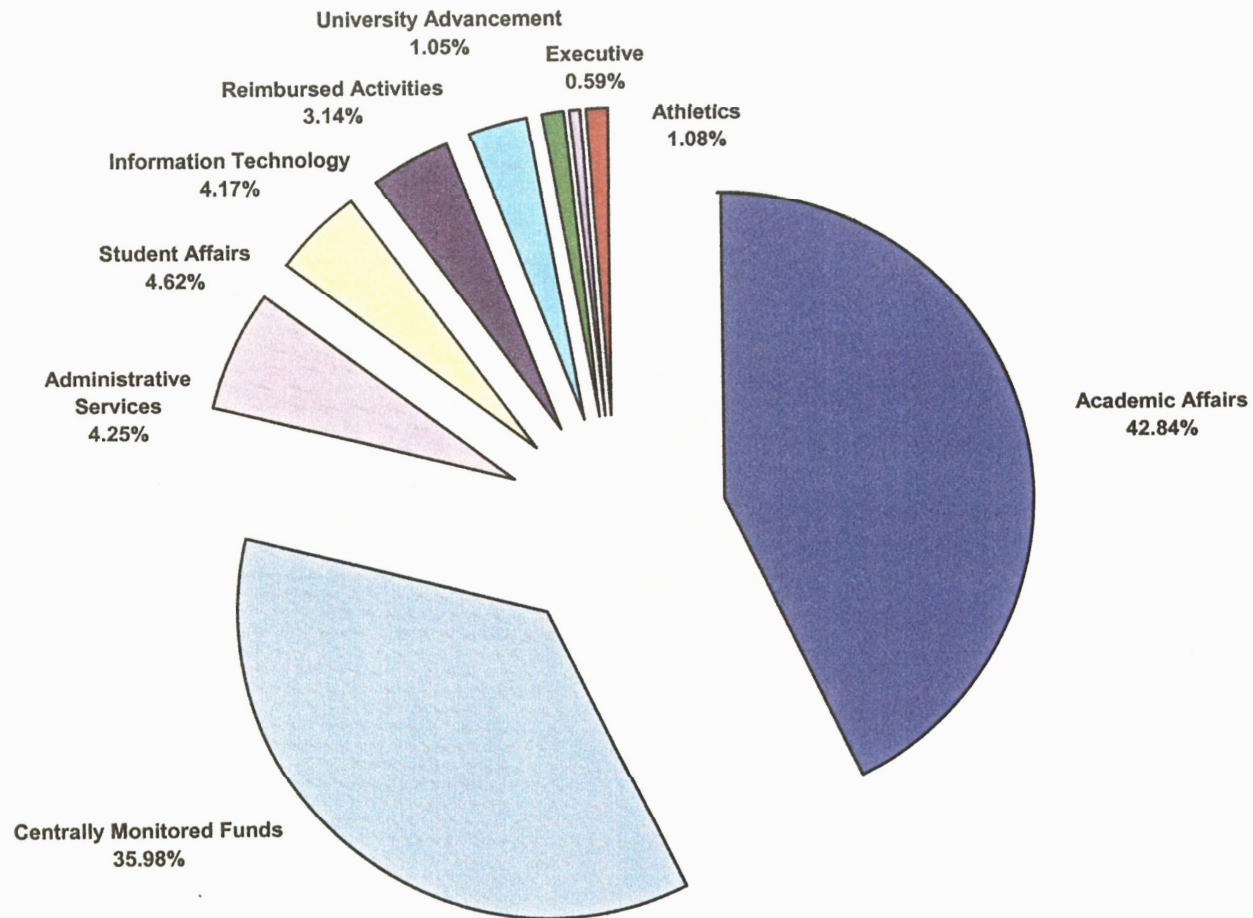
## 2005/06 CALIFORNIA STATE UNIVERSITY, FRESNO

## GENERAL FUND

## EXPENDITURE BUDGET SUMMARY

AREA	2004/05 Initial Budget	2004/05 Final Budget	2004/05 Actual Expenditures	2005/06 Initial Budget	PY Carry Forward
ACADEMIC AFFAIRS	\$82,828,691	\$97,618,379	\$80,814,375	\$84,474,687	\$16,804,004
STUDENT AFFAIRS	9,061,771	11,179,023	8,962,672	9,106,353	2,216,351
ADMINISTRATIVE SERVICES	16,478,796	25,304,859	18,977,492	12,878,237	6,327,367
UNIVERSITY ADVANCEMENT	1,796,844	2,373,309	2,287,504	2,068,927	85,805
EXECUTIVE	1,151,859	1,454,411	1,150,401	1,161,584	304,010
ATHLETICS	2,112,305	3,112,445	3,114,847	2,130,166	(2,402)
CENTRALLY MONITORED FUNDS	56,765,262	56,526,308	54,618,732	70,936,947	1,907,576
INFORMATION TECHNOLOGY	7,762,272	8,961,040	6,838,050	8,223,499	2,122,990
REIMBURSED ACTIVITIES	6,200,000	6,425,000	6,402,906	6,200,000	0
<b>SUBTOTAL GENERAL FUND</b>	<b>\$184,157,800</b>	<b>\$212,954,774</b>	<b>\$183,166,979</b>	<b>\$197,180,400</b>	<b>\$29,765,701</b>
REVENUE SHORTFALL		(832,259)			
ENCUMBERED CARRY FORWARD			23,868,975		
<b>TOTAL GENERAL FUND</b>	<b>\$184,157,800</b>	<b>\$212,122,515</b>	<b>\$207,035,954</b>	<b>\$197,180,400</b>	<b>\$29,765,701</b>

**2004/05 CALIFORNIA STATE UNIVERSITY, FRESNO  
GENERAL FUND  
EXPENDITURE BUDGET SUMMARY**



■ Academic Affairs	□ Centrally Monitored Funds	□ Administrative Services	□ Student Affairs	■ Information Technology
■ Reimbursed Activities	■ University Advancement	□ Executive	■ Athletics	



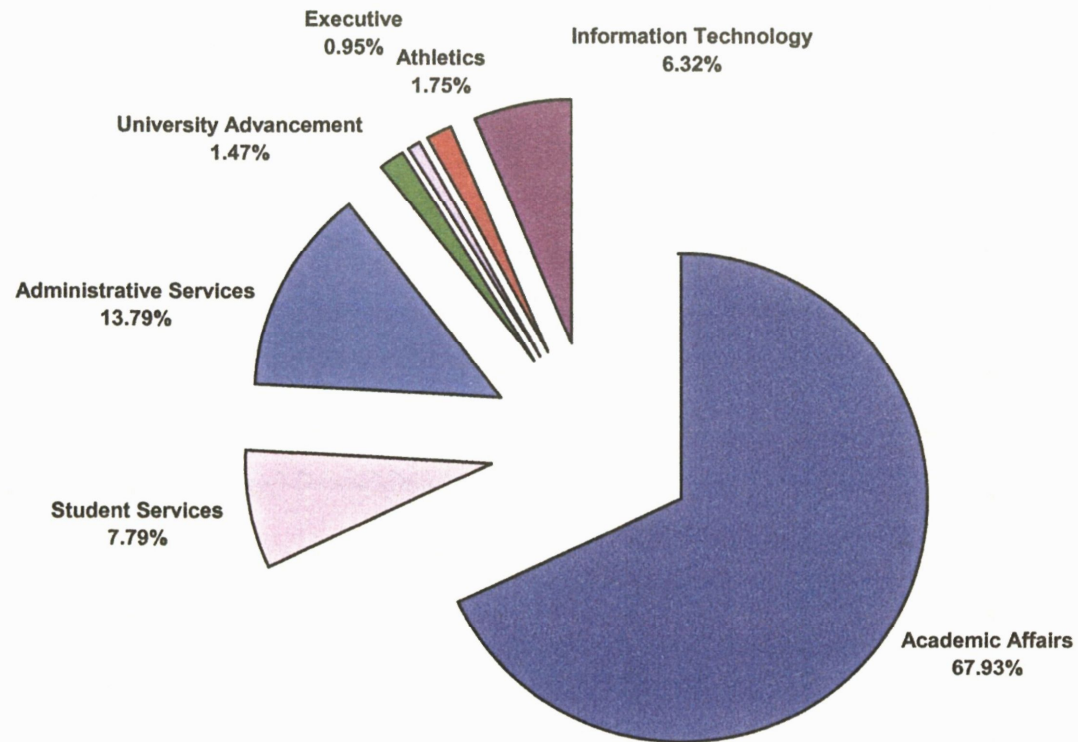
## 2005/06 CALIFORNIA STATE UNIVERSITY, FRESNO

## GENERAL FUND

## LEVEL A BASELINE ALLOCATION DETAIL

AREA	2004/05 Initial Budget	2004/05 Final Budget	2004/05 Actual Expenditures	2005/06 Allocation %	Level A Baseline Allocation	Net Adjustments To Baseline	2005/06 Initial Budget
<b>ALLOCABLE BUDGET</b>							
ACADEMIC AFFAIRS	\$82,828,691	\$97,618,379	\$80,814,375	67.93%	\$83,140,652	\$1,334,035	\$84,474,687
STUDENT AFFAIRS	9,061,771	11,179,023	8,962,672	7.79%	9,529,623	(423,270)	9,106,353
ADMINISTRATIVE SERVICES							
VP Administration	6,387,122	8,457,185	5,920,646	4.46%	5,459,135	582,100	6,041,235
Plant Operations	10,091,674	16,847,674	13,056,846	9.33%	11,419,280	(4,582,278)	6,837,002
TOTAL ADMINISTRATIVE SERVICES	16,478,796	25,304,859	18,977,492	13.79%	16,878,415	(4,000,178)	12,878,237
UNIVERSITY ADVANCEMENT	1,796,844	2,373,309	2,287,504	1.47%	1,803,741	265,186	2,068,927
EXECUTIVE	1,151,859	1,454,411	1,150,401	0.95%	1,161,421	163	1,161,584
ATHLETICS	2,112,305	3,112,445	3,114,847	1.75%	2,139,893	(9,727)	2,130,166
INFORMATION TECHNOLOGY	7,762,272	8,961,040	6,838,050	6.32%	7,729,936	493,563	8,223,499
TOTAL ALLOCABLE BUDGET	\$121,192,538	\$150,003,466	\$122,145,341	100.00%	\$122,383,681	(\$2,340,228)	\$120,043,453
<b>CENTRALLY MONITORED FUNDS</b>							
Compensation	\$430,623	\$115,970			\$430,623	\$4,026,713	\$4,457,336
Benefits	34,817,992	37,158,992	35,555,751		34,739,091	\$3,377,401	38,116,492
Strategic Planning	500,000	216,090			500,000		500,000
Special Initiatives (Economic Development)	650,000	352,275			650,000		650,000
Risk Management Pool	3,853,075	4,048,075	4,296,190		2,335,134	\$1,662,241	3,997,375
Cal State Teach	500,000	0			500,000		500,000
Unallocated Reserve	77,054	(383,338)	(623,816)		51,799	\$724,158	775,957
Apple Funds		(12,430)	(49,282)				
Dell Rebates			318,434				
Summer Arts					275,000	\$22,000	297,000
YRO Buydown		1,315,495	600,000				
PeopleSoft Implementation Loan		(1,377,794)					
Student Financial Aid	13,699,025	13,698,696	13,698,696		13,699,020	\$1,145,800	14,844,820
Work-Study	1,095,801	1,204,413	829,275		1,251,760	(\$425,957)	825,803
Central Utility Management			22,915			\$4,830,472	4,830,472
University Reserve	1,141,692	189,864	(29,431)		1,141,692		1,141,692
TOTAL CENTRALLY MONITORED FUNDS	\$56,765,262	\$56,526,308	\$54,618,732		\$55,574,119	\$15,362,828	\$70,936,947
REIMBURSED ACTIVITIES	6,200,000	6,425,000	6,402,906		6,200,000		6,200,000
TOTAL ALLOCATIONS	\$184,157,800	\$212,954,774	\$183,166,979		\$184,157,800	\$13,022,600	\$197,180,400

2004/05 CALIFORNIA STATE UNIVERSITY, FRESNO  
GENERAL FUND  
LEVEL A BASELINE ALLOCATION DETAIL



■ Academic Affairs	□ Student Services	■ Administrative Services	■ University Advancement
■ Executive	■ Athletics	■ Information Technology	



**CALIFORNIA STATE UNIVERSITY, FRESNO**

**GENERAL FUND**

**2005/06 BUDGET SUMMARY**

<b>SCHOOL/DEPARTMENT</b>	<b>2004/05 Initial Budget</b>	<b>2004/05 Final Budget*</b>	<b>2004/05 Actual Expenditures</b>	<b>2005/06 Initial Budget</b>	<b>PY Carry Forward</b>
<b>ACADEMIC AFFAIRS</b>					
<b>Instruction</b>					
<b><i>Craig School of Business</i></b>					
Office Of The Dean	\$643,521	\$941,778	\$730,674	\$921,974	\$211,104
Accountancy	765,584	771,524	792,545	843,884	(21,021)
Finance & Business Law	1,491,542	1,500,935	1,499,712	1,464,724	1,223
Information Systems & Decision Sciences	1,410,901	1,416,485	1,451,233	1,459,387	(34,748)
Management	1,404,930	1,412,807	1,365,177	1,275,266	47,630
Marketing and Logistics	475,802	481,298	475,745	454,544	5,553
Aerospace Studies	29,444	34,355	32,699	30,344	1,656
Military Science Program	27,068	42,735	44,236	27,968	(1,501)
Business Graduate Program	57,385	66,597	52,728	57,385	13,869
University Business Center	73,212	158,154	70,063	73,212	88,091
<b><i>Craig School of Business</i></b>	<b>\$6,379,389</b>	<b>\$6,826,668</b>	<b>\$6,514,812</b>	<b>\$6,608,688</b>	<b>\$311,856</b>
<b><i>Kremen School of Education &amp; Human Development</i></b>					
Office Of The Dean	\$1,045,845	\$1,562,899	\$1,034,343	\$1,238,299	\$528,556
Counseling and Special Education	1,439,847	1,453,317	1,446,011	1,494,251	7,306
Curriculum Teaching & Educational Technology	2,601,670	2,640,774	2,449,947	2,254,604	190,827
Education Research Administration	683,352	684,363	709,916	825,593	(25,553)
Literacy & Early Education	1,016,388	1,021,284	992,534	1,043,216	28,750
Education/Human Development	45,000	45,000	45,270	45,000	(270)
Joint Doctoral Program	163,546	188,021	86,855	163,546	101,166
Liberal Studies Program	190,000	199,776	195,796	190,000	3,980
Cal State Teach		811,544	695,876	0	115,668
<b><i>Kremen School of Educ &amp; Human Develop</i></b>	<b>\$7,185,648</b>	<b>\$8,606,978</b>	<b>\$7,656,548</b>	<b>\$7,254,509</b>	<b>\$950,430</b>
<b><i>College of Engineering</i></b>					
Office of the Dean	\$709,718	\$821,120	\$638,536	\$699,880	\$182,584
Civil & Geomatics Engineering & Construction	1,017,415	1,017,865	1,097,892	1,133,775	(80,027)
Computer Science	878,292	939,461	907,194		32,267
Electrical and Computer Engineering	730,263	730,915	698,111	702,543	32,804
Mechanical & Industrial Engineering	659,769	663,105	740,617	566,307	(77,512)
<b><i>College of Engineering</i></b>	<b>\$3,995,457</b>	<b>\$4,172,466</b>	<b>\$4,082,350</b>	<b>\$3,102,505</b>	<b>\$90,116</b>

\* Final Budget includes Prior Year Carry Forward.

**CALIFORNIA STATE UNIVERSITY, FRESNO**  
**GENERAL FUND**  
**2005/06 BUDGET SUMMARY**

<b>SCHOOL/DEPARTMENT</b>	<b>2004/05 Initial Budget</b>	<b>2004/05 Final Budget*</b>	<b>2004/05 Actual Expenditures</b>	<b>2005/06 Initial Budget</b>	<b>PY Carry Forward</b>
<b><i>College of Health &amp; Human Services</i></b>					
Office of the Dean	\$1,397,640	\$2,652,966	\$1,084,797	\$1,797,354	\$1,568,169
Communicative Sciences & Disorders	1,042,105	1,103,322	1,031,544	1,066,555	71,778
Health Science	1,103,516	1,152,545	1,070,651	1,093,320	81,894
Kinesiology	1,432,633	1,503,910	1,465,508	1,529,112	38,402
Nursing	1,418,326	1,479,661	1,558,850	1,400,552	(79,189)
Physical Therapy Program	773,601	781,033	787,884	718,453	(6,851)
Recreation Administration & Leisure Studies/Geron.	457,656	463,414	397,033	456,902	66,381
Social Work Education	1,386,580	1,454,861	1,283,894	1,457,010	170,967
Alliance for Minority Partnership				11,200	
<b><i>College of Health &amp; Human Services</i></b>	<b>\$9,012,057</b>	<b>\$10,591,712</b>	<b>\$8,680,161</b>	<b>\$9,530,458</b>	<b>\$1,911,551</b>
<b><i>College of Science &amp; Mathematics</i></b>					
Office of the Dean	\$2,106,795	\$3,384,417	\$1,955,932	\$1,951,832	\$1,428,485
Computer Science				883,826	
Biology	1,843,212	2,030,887	2,232,910	2,034,847	(202,023)
Chemistry	1,502,991	1,574,629	1,543,222	1,537,767	31,407
Earth & Environmental Sciences	765,255	792,670	756,227	815,160	36,443
Mathematics	1,572,761	1,677,741	1,619,439	1,717,865	58,302
Physics	1,079,255	1,125,758	989,232	1,065,588	136,526
Psychology	1,725,640	1,837,458	1,751,224	1,888,795	86,234
Alliance for Minority Partnership		0	2,236		(2,236)
<b><i>College of Science &amp; Mathematics</i></b>	<b>\$10,595,909</b>	<b>\$12,423,560</b>	<b>\$10,850,422</b>	<b>\$11,895,680</b>	<b>\$1,573,138</b>
<b><i>College of Social Sciences</i></b>					
Office of the Dean	\$1,401,115	\$2,016,680	\$562,176	\$1,255,362	\$1,454,504
Anthropology	654,000	678,583	660,810	696,929	17,773
Chicano-Latino Studies	477,900	465,120	460,476	402,937	4,644
Criminology	1,390,256	1,486,039	1,472,783	1,554,807	13,256
Economics	563,754	615,288	607,762	579,343	7,526
Ethnic Studies Program	246,330	253,659	236,504	196,537	17,155
Geography	611,088	601,890	593,737	589,556	8,153
History	1,126,820	1,234,829	1,230,047	1,316,822	4,782
Political Science	729,913	804,101	795,222	815,922	8,879
Sociology	618,549	714,374	677,547	688,023	36,827
Women's Studies Program	259,240	273,271	267,789	281,276	5,482
Peace & Conflict	130	2,402	1,373	0	1,029

\* Final Budget includes Prior Year Carry Forward.



**CALIFORNIA STATE UNIVERSITY, FRESNO**  
**GENERAL FUND**  
**2005/06 BUDGET SUMMARY**

SCHOOL/DEPARTMENT	2004/05 Initial Budget	2004/05 Final Budget*	2004/05 Actual Expenditures	2005/06 Initial Budget	PY Carry Forward
<b>College of Health &amp; Human Services</b>					
Office of the Dean	\$1,397,640	\$2,652,966	\$1,084,797	\$1,797,354	\$1,568,169
Communicative Sciences & Disorders	1,042,105	1,103,322	1,031,544	1,066,555	71,778
Health Science	1,103,516	1,152,545	1,070,651	1,093,320	81,894
Kinesiology	1,432,633	1,503,910	1,465,508	1,529,112	38,402
Nursing	1,418,326	1,479,661	1,558,850	1,400,552	(79,189)
Physical Therapy Program	773,601	781,033	787,884	718,453	(6,851)
Recreation Administration & Leisure Studies/Geron.	457,656	463,414	397,033	456,902	66,381
Social Work Education	1,386,580	1,454,861	1,283,894	1,457,010	170,967
Alliance for Minority Partnership				11,200	
<b>College of Health &amp; Human Services</b>	<b>\$9,012,057</b>	<b>\$10,591,712</b>	<b>\$8,680,161</b>	<b>\$9,530,458</b>	<b>\$1,911,551</b>
<b>College of Science &amp; Mathematics</b>					
Office of the Dean	\$2,106,795	\$3,384,417	\$1,955,932	\$1,951,832	\$1,428,485
Computer Science				883,826	
Biology	1,843,212	2,030,887	2,232,910	2,034,847	(202,023)
Chemistry	1,502,991	1,574,629	1,543,222	1,537,767	31,407
Earth & Environmental Sciences	765,255	792,670	756,227	815,160	36,443
Mathematics	1,572,761	1,677,741	1,619,439	1,717,865	58,302
Physics	1,079,255	1,125,758	989,232	1,065,588	136,526
Psychology	1,725,640	1,837,458	1,751,224	1,888,795	86,234
Alliance for Minority Partnership		0	2,236		(2,236)
<b>College of Science &amp; Mathematics</b>	<b>\$10,595,909</b>	<b>\$12,423,560</b>	<b>\$10,850,422</b>	<b>\$11,895,680</b>	<b>\$1,573,138</b>
<b>College of Social Sciences</b>					
Office of the Dean	\$1,401,115	\$2,016,680	\$562,176	\$1,255,362	\$1,454,504
Anthropology	654,000	678,583	660,810	696,929	17,773
Chicano-Latino Studies	477,900	465,120	460,476	402,937	4,644
Criminology	1,390,256	1,486,039	1,472,783	1,554,807	13,256
Economics	563,754	615,288	607,762	579,343	7,526
Africana & American Indian Std Prg	246,330	253,659	236,504	196,537	17,155
Geography	611,088	601,890	593,737	589,556	8,153
History	1,126,820	1,234,829	1,230,047	1,316,822	4,782
Political Science	729,913	804,101	795,222	815,922	8,879
Sociology	618,549	714,374	677,547	688,023	36,827
Women's Studies Program	259,240	273,271	267,789	281,276	5,482
Peace & Conflict	130	2,402	1,373	0	1,029

\* Final Budget includes Prior Year Carry Forward.

**CALIFORNIA STATE UNIVERSITY, FRESNO**

**GENERAL FUND**

**2005/06 BUDGET SUMMARY**

<b>SCHOOL/DEPARTMENT</b>	<b>2004/05 Initial Budget</b>	<b>2004/05 Final Budget*</b>	<b>2004/05 Actual Expenditures</b>	<b>2005/06 Initial Budget</b>	<b>PY Carry Forward</b>
Criminology Jt Doctoral Prog	0	450,000	0	0	450,000
<b>College of Social Sciences</b>	<b>\$8,079,095</b>	<b>\$9,596,236</b>	<b>\$7,566,226</b>	<b>\$8,377,514</b>	<b>\$2,030,010</b>
<b>College of Agricultural Sciences &amp; Technology</b>					
Office Of The Dean	\$1,084,944	\$965,882	\$592,869	\$1,424,568	\$373,013
Agricultural Economics	585,702	680,135	517,640	370,858	162,495
Animal Sciences & Agricultural Education	891,264	920,535	909,183	912,857	11,352
Child, Family & Consumer Sciences	528,561	757,323	693,563	532,594	63,760
Food Science & Nutrition	481,492	552,194	534,474	426,873	17,720
Industrial Technology	429,967	590,607	569,018	371,048	21,589
Plant Science	572,426	669,470	595,246	592,623	74,224
Viticulture and Enology	505,560	551,065	541,855	481,699	9,210
<b>College of Agricultural Sci &amp; Technology</b>	<b>\$5,079,916</b>	<b>\$5,687,211</b>	<b>\$4,953,848</b>	<b>\$5,113,120</b>	<b>\$733,363</b>
<b>College of Arts &amp; Humanities</b>					
Office Of The Dean	\$1,956,433	\$3,145,236	\$820,196	\$2,172,457	\$2,325,040
Armenian Studies	99,753	99,517	104,525	100,569	(5,008)
Art & Design	1,597,295	1,622,341	1,659,952	1,687,631	(37,611)
Communication	1,024,528	1,043,947	1,177,070	1,152,593	(133,123)
English	2,685,703	2,823,350	3,048,027	2,655,617	(224,677)
Foreign Languages & Literature	1,064,299	1,088,001	1,241,080	1,272,436	(153,079)
Linguistics	932,238	944,025	995,911	907,301	(51,886)
Mass Communication & Journalism	1,049,279	1,155,570	1,096,054	1,001,023	59,516
Music	1,630,476	1,700,523	1,802,162	1,610,581	(101,639)
Philosophy	808,328	820,804	853,775	847,170	(32,971)
Theatre Arts	1,290,634	1,313,504	1,419,612	1,366,338	(106,108)
CSU Summer Arts	275,000	298,452	306,038	0	(7,586)
Marching Band	62,003	62,673	73,461	65,276	(10,788)
Student Writing Skills	123,492	94,002	94,002	123,492	0
<b>College of Arts &amp; Humanities</b>	<b>\$14,599,461</b>	<b>\$16,211,945</b>	<b>\$14,691,865</b>	<b>\$14,962,484</b>	<b>\$1,520,080</b>
<b>Division of Graduate Studies</b>					
Division of Graduate Studies	\$630,684	\$627,334	\$688,020	\$679,763	(\$60,686)
<b>Division of Graduate Studies</b>	<b>\$630,684</b>	<b>\$627,334</b>	<b>\$688,020</b>	<b>\$679,763</b>	<b>(\$60,686)</b>
<b>Provost</b>					
Office Of The Provost	\$353,264	\$359,264	\$352,722	\$494,564	\$6,542

\* Final Budget includes Prior Year Carry Forward.



**CALIFORNIA STATE UNIVERSITY, FRESNO**

**GENERAL FUND**

**2005/06 BUDGET SUMMARY**

<b>SCHOOL/DEPARTMENT</b>	<b>2004/05 Initial Budget</b>	<b>2004/05 Final Budget*</b>	<b>2004/05 Actual Expenditures</b>	<b>2005/06 Initial Budget</b>	<b>PY Carry Forward</b>
Academic Senate	81,468	89,365	93,263	81,468	(3,898)
Science & Mathematics Ed Ctr		120,990		0	120,990
Dean of Undergraduate Studies	234,572	234,572	228,416	347,984	6,156
Institutional Research	102,744	102,744	113,422	202,712	(10,678)
Civic Engagement & Students for Comm Serv	90,606	167,490	156,353	118,892	11,137
Center for Enhancement of Teaching & Learning	97,831	65,586	58,705	60,292	6,881
University Lecture Series	2,000	6,956	5,542	7,500	1,414
Smittcamp Family Honors College	299,993	306,233	338,695	311,520	(32,462)
Interdiscipl Spatial Information Systems (ISIS)		(84,090)	28,624	0	(112,714)
Academic Resources	467,722	534,704	534,924	327,472	(220)
PVPAA Resources	1,982,572	4,538,182	1,619,462	1,375,332	2,918,720
Programs for Children	311,560	423,967	424,036	311,560	(69)
Lyles Center for I & E		503,153	365,756	0	137,397
Academic Personnel	288,798	355,113	354,302	310,361	811
Office of Community & Econ Dev		367,765	341,543	0	26,222
Grants & Research	421,860	380,147	420,200	421,860	(40,053)
Solutions Center		(16,377)	31,432	0	(47,809)
ACT Program		50,208	98,054	0	(47,846)
International Programs	69,396	106,396	100,388	90,064	6,008
Assistant to the Provost		229,878	26,372	0	203,506
<b>Provost</b>	<b>\$4,804,386</b>	<b>\$8,842,246</b>	<b>\$5,692,211</b>	<b>\$4,461,581</b>	<b>\$3,150,035</b>
<b>Subtotal - Instruction</b>	<b>\$70,362,002</b>	<b>\$83,586,356</b>	<b>\$71,376,463</b>	<b>\$71,986,302</b>	<b>\$12,209,893</b>
<b>Academic Support</b>					
College Of Sequoia Center	\$66,581	\$111,799	\$68,163	\$71,141	\$43,636
CA Agricultural Technology Inst. (CATI)	1,076,507	2,023,451	957,099	1,076,507	1,066,352
University Farm Lab	1,633,438	1,528,437	1,761,052	1,633,438	(232,615)
Agricultural Research Initiative (ARI)	4,000,000	4,078,724	817,653	4,000,000	3,261,071
Library: Administration	5,690,163	6,289,612	5,833,945	5,707,299	455,667
<b>Subtotal - Academic Support</b>	<b>\$12,466,689</b>	<b>\$14,032,023</b>	<b>\$9,437,912</b>	<b>\$12,488,385</b>	<b>\$4,594,111</b>
<b>TOTAL ACADEMIC AFFAIRS</b>	<b>\$82,828,691</b>	<b>\$97,618,379</b>	<b>\$80,814,375</b>	<b>\$84,474,687</b>	<b>\$16,804,004</b>

\* Final Budget includes Prior Year Carry Forward.

# CALIFORNIA STATE UNIVERSITY FRESNO

## GENERAL FUND

### 2005-06 BUDGETS BY CATEGORY

SCHOOL/DEPARTMENT	Tenured Faculty	Lecturers, G/A, T/A	MPP	Staff & Temp Help	Students	Personal Serv Reserve	OEE	Total*
<b>ACADEMIC AFFAIRS</b>								
<b>Instruction</b>								
<i><b>Craig School of Business</b></i>								
Office Of The Dean			\$323,876	\$373,073	\$61,800		\$163,225	\$921,974
Accountancy	565,129	233,170		40,212	3,000		2,373	\$843,884
Finance & Business Law	1,294,776	119,817		43,248	3,000		3,883	\$1,464,724
Information Systems & Decision Sci	1,169,070	242,213		37,200	3,000		7,904	\$1,459,387
Management	853,402	373,681		41,160	3,000		4,023	\$1,275,266
Marketing and Logistics	316,398	138,146						\$454,544
Aerospace Studies				25,344			5,000	\$30,344
Military Science Program				22,968			5,000	\$27,968
Business Graduate Program				50,568	5,000		1,817	\$57,385
University Business Center			73,212					\$73,212
<i><b>Craig School of Business</b></i>	<b>\$4,198,775</b>	<b>\$1,107,027</b>	<b>\$397,088</b>	<b>\$633,773</b>	<b>\$78,800</b>	<b>\$0</b>	<b>\$193,225</b>	<b>\$6,608,688</b>
<i><b>Kremen School of Education &amp; Human Development</b></i>								
Office Of The Dean			\$224,168	\$631,864	\$94,975		\$287,292	\$1,238,299
Counseling and Special Education	1,030,412	381,799		32,640	5,825		43,575	\$1,494,251
Curriculum Teaching & Edu Tech	1,384,680	766,734		36,480	10,460		56,250	\$2,254,604
Education Research Administration	502,488	268,488		31,992	5,825		16,800	\$825,593
Literacy & Early Education	747,744	221,910		35,412	5,825		32,325	\$1,043,216
Education/Human Development							45,000	\$45,000
Joint Doctoral Program				106,656	8,000		48,890	\$163,546
Liberal Studies Program				181,248			8,752	\$190,000
Cal State Teach								\$0
<i><b>Kremen Schl of Educ &amp; Human Develop</b></i>	<b>\$3,665,324</b>	<b>\$1,638,931</b>	<b>\$224,168</b>	<b>\$1,056,292</b>	<b>\$130,910</b>	<b>\$0</b>	<b>\$538,884</b>	<b>\$7,254,509</b>
<i><b>College of Engineering</b></i>								
Office of the Dean	\$20,988		\$120,000	\$292,588	\$30,000		\$236,304	\$699,880
Civil & Geomatics Eng & Construction	683,014	346,833		80,928	3,000		20,000	\$1,133,775
Electrical and Computer Engineering	455,732	149,855		82,956	2,000		12,000	\$702,543
Mechanical & Industrial Engineering	353,064	106,495		93,048	2,000		11,700	\$566,307
<i><b>College of Engineering</b></i>	<b>\$1,512,798</b>	<b>\$603,183</b>	<b>\$120,000</b>	<b>\$549,520</b>	<b>\$37,000</b>	<b>\$0</b>	<b>\$280,004</b>	<b>\$3,102,505</b>

\* Budgeted Salaries will not necessarily match position listing.  
Position Listings are a snap shot of only one month.



**CALIFORNIA STATE UNIVERSITY FRESNO**  
**GENERAL FUND**  
**2005-06 BUDGETS BY CATEGORY**

SCHOOL/DEPARTMENT	Tenured Faculty	Lecturers, G/A, T/A	MPP	Staff & Temp Help	Students	Personal Serv Reserve	OEE	Total*
<b>College of Health &amp; Human Services</b>								
Office of the Dean			\$250,332	\$484,532	\$37,000		\$1,025,490	\$1,797,354
Communicative Sciences & Disorders	461,172	417,105		155,378	5,480		27,420	\$1,066,555
Health Science	746,495	224,595		68,780	14,550		38,900	\$1,093,320
Kinesiology	778,928	534,750		122,318	18,400		74,716	\$1,529,112
Nursing	823,288	449,190		60,388	8,050		59,636	\$1,400,552
Physical Therapy Program	506,382	117,645		40,392	15,900		38,134	\$718,453
Recreation Admn & Leisure Studies	262,216	117,645		45,912	4,300		26,829	\$456,902
Social Work Education	1,127,130	160,425		115,040	11,025		43,390	\$1,457,010
Alliance for Minority Partnership							11,200	\$11,200
<b>College of Health &amp; Human Services</b>	<b>\$4,705,611</b>	<b>\$2,021,355</b>	<b>\$250,332</b>	<b>\$1,092,740</b>	<b>\$114,705</b>	<b>\$0</b>	<b>\$1,345,715</b>	<b>\$9,530,458</b>
<b>College of Science &amp; Mathematics</b>								
Office of the Dean			\$228,025	\$304,594	\$22,080		\$1,397,133	\$1,951,832
Computer Science	\$619,742	\$200,704		\$43,380	\$4,000		\$16,000	\$883,826
Biology	1,085,007	531,436		293,604	7,500		117,300	\$2,034,847
Chemistry	901,915	319,564		225,788	9,500		81,000	\$1,537,767
Earth & Environmental Sciences	456,624	242,156		82,680	9,800		23,900	\$815,160
Mathematics	997,019	613,534		61,512	23,024		22,776	\$1,717,865
Physics	514,606	300,922		192,360	11,000		46,700	\$1,065,588
Psychology	1,105,141	599,400		117,454	25,000		41,800	\$1,888,795
<b>College of Science &amp; Mathematics</b>	<b>\$5,680,054</b>	<b>\$2,807,716</b>	<b>\$228,025</b>	<b>\$1,321,372</b>	<b>\$111,904</b>	<b>\$0</b>	<b>\$1,746,609</b>	<b>\$11,895,680</b>
<b>College of Social Sciences</b>								
Office of the Dean	\$52,000		\$200,106	\$216,984	\$30,000	\$656,532	\$99,740	\$1,255,362
Anthropology	488,952	172,366		14,172			21,439	\$696,929
Chicano-Latino Studies	247,080	105,168		38,844	1,800		10,045	\$402,937
Criminology	1,131,347	320,806		52,338	3,500		46,816	\$1,554,807
Economics	295,476	229,159		35,832	4,200		14,676	\$579,343
Ethnic Studies Program	164,507	23,545		2,000	500		5,985	\$196,537
Geography	438,872	99,732		34,576	500		15,876	\$589,556
History	828,670	384,964		55,497	9,625		38,066	\$1,316,822
Political Science	447,619	264,305		77,736	7,000		19,262	\$815,922
Sociology	547,163	118,296			1,400		21,164	\$688,023
Women's Studies Program	155,928	112,675			1,000		11,673	\$281,276
Peace & Conflict								\$0

\* Budgeted Salaries will not necessarily match position listing.  
Position Listings are a snap shot of only one month.

# CALIFORNIA STATE UNIVERSITY FRESNO

## GENERAL FUND

### 2005-06 BUDGETS BY CATEGORY

SCHOOL/DEPARTMENT	Tenured Faculty	Lecturers, G/A, T/A	MPP	Staff & Temp Help	Students	Personal Serv Reserve	OEE	Total*
Criminology Jt Doctoral Prog								\$0
<b>College of Social Sciences</b>	<b>\$4,797,614</b>	<b>\$1,831,016</b>	<b>\$200,106</b>	<b>\$527,979</b>	<b>\$59,525</b>	<b>\$656,532</b>	<b>\$304,742</b>	<b>\$8,377,514</b>
<b>College of Agricultural Sciences &amp; Technology</b>								
Office Of The Dean		\$400,000	\$197,124	\$379,267		\$231,677	\$216,500	\$1,424,568
Agricultural Economics	306,789	9,934		38,460	2,351		13,324	\$370,858
Animal Sciences & Agricultural Educ	788,877	75,194		33,276	6,500		9,010	\$912,857
Child, Family & Consumer Sciences	360,104	104,528		49,152	1,500		17,310	\$532,594
Food Science & Nutrition	305,459	52,570		53,004	3,000		12,840	\$426,873
Industrial Technology	256,122	64,994		32,112	6,000		11,820	\$371,048
Plant Science	482,931	48,552		45,300	2,750		13,090	\$592,623
Viticulture and Enology	401,811	25,522		40,176	7,000		7,190	\$481,699
<b>College of Agricultural Sci &amp; Tech</b>	<b>\$2,902,093</b>	<b>\$781,294</b>	<b>\$197,124</b>	<b>\$670,747</b>	<b>\$29,101</b>	<b>\$231,677</b>	<b>\$301,084</b>	<b>\$5,113,120</b>
<b>College of Arts &amp; Humanities</b>								
Office Of The Dean	\$32,000		\$237,660	\$294,048		\$1,484,179	\$124,570	\$2,172,457
Armenian Studies	42,468	55,008					3,093	\$100,569
Art & Design	1,032,542	445,346		146,729			63,014	\$1,687,631
Communication	785,374	294,014		40,368			32,837	\$1,152,593
English	1,921,760	509,954		85,188	97,715		41,000	\$2,655,617
Foreign Languages & Literature	746,088	435,588		61,260			29,500	\$1,272,436
Linguistics	597,226	224,147		59,928			26,000	\$907,301
Mass Communication & Journalism	735,962	151,353		66,708			47,000	\$1,001,023
Music	1,010,653	361,271		177,657			61,000	\$1,610,581
Philosophy	643,860	154,286		33,024			16,000	\$847,170
Theatre Arts	935,462	111,476		287,400			32,000	\$1,366,338
CSU Summer Arts								\$0
Marching Band		8,000		27,276			30,000	\$65,276
Student Writing Skills		123,492						\$123,492
<b>College of Arts &amp; Humanities</b>	<b>\$8,483,395</b>	<b>\$2,873,935</b>	<b>\$237,660</b>	<b>\$1,279,586</b>	<b>\$97,715</b>	<b>\$1,484,179</b>	<b>\$506,014</b>	<b>\$14,962,484</b>
<b>Division of Graduate Studies</b>								
Division of Graduate Studies			\$222,300	\$433,702			\$23,761	\$679,763
<b>Division of Graduate Studies</b>	<b>\$0</b>	<b>\$0</b>	<b>\$222,300</b>	<b>\$433,702</b>	<b>\$0</b>	<b>\$0</b>	<b>\$23,761</b>	<b>\$679,763</b>

\* Budgeted Salaries will not necessarily match position listing.  
Position Listings are a snap shot of only one month.



**CALIFORNIA STATE UNIVERSITY FRESNO**  
**GENERAL FUND**  
**2005-06 BUDGETS BY CATEGORY**

SCHOOL/DEPARTMENT	Tenured Faculty	Lecturers, G/A, T/A	MPP	Staff & Temp Help	Students	Personal Serv Reserve	OEE	Total*
<b>Provost</b>								
Office Of The Provost			\$305,508	\$136,056	\$10,000		\$43,000	\$494,564
Academic Senate				69,828			11,640	\$81,468
Science & Mathematics Ed Ctr								\$0
Dean of Undergraduate Studies			120,636	211,348	2,889		13,111	\$347,984
Institutional Research			85,008	97,704	2,500		17,500	\$202,712
Civic Engage & Stu for Comm Serv		68,676		35,216			15,000	\$118,892
Ctr for Enhancement Tchng & Lrng				34,392			25,900	\$60,292
University Lecture Series							7,500	\$7,500
Smittcamp Family Honors College							311,520	\$311,520
Interspatial Information Sys (ISIS)								\$0
Academic Resources			47,148	264,324	8,000		8,000	\$327,472
PVPAA Resources							1,375,332	\$1,375,332
Programs for Children							311,560	\$311,560
Lyles Center for I & E								\$0
Academic Personnel			298,361				12,000	\$310,361
Office of Community & Econ Dev								\$0
Grants & Research			334,332	67,428			20,100	\$421,860
Solutions Center								\$0
ACT Program								\$0
International Programs				86,064			4,000	\$90,064
Assistant to the Provost								\$0
<b>Provost</b>	<b>\$0</b>	<b>\$68,676</b>	<b>\$1,190,993</b>	<b>\$1,002,360</b>	<b>\$23,389</b>	<b>\$0</b>	<b>\$2,176,163</b>	<b>\$4,461,581</b>
<b>Subtotal - Instruction</b>	<b>\$35,945,664</b>	<b>\$13,733,133</b>	<b>\$3,267,796</b>	<b>\$8,568,071</b>	<b>\$683,049</b>	<b>\$2,372,388</b>	<b>\$7,416,201</b>	<b>\$71,986,302</b>
<b>Academic Support</b>								
College Of Sequoia Center				\$47,056	\$5,000		\$19,085	\$71,141
CA Agricultural Technology Inst. (CATI)			267,084	617,222	46,423		145,778	\$1,076,507
University Farm Lab			164,301	1,122,033	37,000		310,104	\$1,633,438
Agricultural Research Initiative (ARI)					144,218		3,855,782	\$4,000,000
Library: Administration	1,511,488	149,661	217,296	1,819,992	518,763		1,490,099	\$5,707,299
<b>Subtotal - Academic Support</b>	<b>\$1,511,488</b>	<b>\$149,661</b>	<b>\$648,681</b>	<b>\$3,606,303</b>	<b>\$751,404</b>	<b>\$0</b>	<b>\$5,820,848</b>	<b>\$12,488,385</b>
<b>TOTAL ACADEMIC AFFAIRS</b>	<b>\$37,457,152</b>	<b>\$13,882,794</b>	<b>\$3,916,477</b>	<b>\$12,174,374</b>	<b>\$1,434,453</b>	<b>\$2,372,388</b>	<b>\$13,237,049</b>	<b>\$84,474,687</b>

\* Budgeted Salaries will not necessarily match position listing.  
Position Listings are a snap shot of only one month.

**CALIFORNIA STATE UNIVERSITY, FRESNO  
SALARIES AS OF NOVEMBER, 2005**

NAME	CLASS	TIMEBASE	ANNUAL SALARY
<b>ACADEMIC AFFAIRS</b>			
<b>INSTRUCTION</b>			
<b>CRAIG SCHOOL OF BUSINESS</b>			
<b>OFFICE OF THE DEAN</b>			
<b>MANAGEMENT</b>			
Harper, R.	Administrator III	1.00	119,004
Hensler, D.	Administrator IV	1.00	147,504
Kalfayan, G.	Administrator IV - AY	1.00	120,000
<b>Total Management</b>		3.00	386,508
<b>STAFF</b>			
Barnes, L.	Equipment Systems Specialist - 12 month	1.00	42,240
Bojorquz-Ford, M.	Administrative Analyst/Specialist - 12 month	1.00	42,744
Datu, C.	Network Analyst - 12 month	1.00	50,376
Delacruz, A.	Student Services Professional II - 12 month	1.00	39,216
Durham, A.	Administrative Analyst/Specialist - 12 month	1.00	42,744
Few, L.	Administrative Analyst/Specialist - 12 month	1.00	39,156
Granados, O.	Administrative Analyst/Specialist - 12 month	1.00	44,100
Laczavics, R.	Information Technology Consultant - 12 month	1.00	51,504
Roberts, N.	Administrative Support Assistant - 11/12 month	1.00	32,340
<b>Total Staff</b>		9.00	384,420
<b>TOTAL OFFICE OF THE DEAN</b>		12.00	770,928
<b>DEPARTMENT OF ACCOUNTANCY</b>			
<b>FACULTY</b>			
Baker, D.	Instructional Faculty - AY	1.00	91,056
Huff, P.	Department Chair - AY	0.75	73,191
Huff, P.	Instructional Faculty - AY	0.25	22,497
Osborn, J.	Instructional Faculty - AY	1.00	89,076
Pan, S.	Instructional Faculty - AY (FERP Fall 2005)	0.50	42,966
Patterson, D.	Instructional Faculty - AY	1.00	92,064
Peyvandi, A.	Instructional Faculty - AY*	1.00	98,988
Tai, B.	Instructional Faculty - AY	1.00	98,520
<b>Total Faculty</b>		6.50	608,358
<b>STAFF</b>			
Koehler, D.	Administrative Support Coordinator - 11/12 month	1.00	41,040
<b>Total Staff</b>		1.00	41,040
<b>TOTAL DEPARTMENT OF ACCOUNTANCY</b>		7.50	649,398
<b>DEPARTMENT OF FINANCE AND BUSINESS LAW</b>			
<b>FACULTY</b>			
Chen, K.C.	Department Chair - AY	0.75	81,915
Chen, K.C.	Instructional Faculty - AY	0.25	25,245
Doyel, T.	Instructional Faculty - AY (Spring Fall 2006)	0.50	42,000
Forsythe, L.	Instructional Faculty - AY	1.00	93,528
Highsmith, J.	Instructional Faculty - AY	1.00	94,824
Jassim, A.	Instructional Faculty - AY	1.00	90,300
Jones, I.	Instructional Faculty - AY	1.00	96,324
Kemp, D.	Instructional Faculty - AY	1.00	89,712
La Rosa, P.	Instructional Faculty - AY	1.00	80,508
Lacy, R.	Instructional Faculty - AY	1.00	91,572
Laiss, B.	Instructional Faculty - AY	1.00	80,292



**CALIFORNIA STATE UNIVERSITY, FRESNO**  
**SALARIES AS OF NOVEMBER, 2005**

NAME	CLASS	TIMEBASE	ANNUAL SALARY
Motz, A.	Instructional Faculty - AY (FERP Fall 2005)	0.50	45,762
Reitzel, J.	Instructional Faculty - AY (FERP Spring 2006)	0.50	48,996
Shahrokhi, M.	Instructional Faculty - AY	1.00	100,140
Tseng, K.	Instructional Faculty - AY	1.00	91,536
Waters, A.	Instructional Faculty - AY	1.00	90,276
Yazdipour, R.	Instructional Faculty - AY	1.00	89,904
<b>Total Faculty</b>		14.50	1,332,834
<b>STAFF</b>			
Linville, K.	Administrative Support Coordinator - 12 month	1.00	44,148
<b>Total Staff</b>		1.00	44,148
<b>TOTAL DEPARTMENT OF FINANCE AND BUSINESS LAW</b>		15.50	1,376,982
<b>DEPARTMENT OF INFORMATION SYSTEMS AND DECISION SCIENCES (ISDS)</b>			
<b>FACULTY</b>			
Anderson, R.	Instructional Faculty - AY	1.00	90,504
Beringson, D.	Instructional Faculty - AY (FERP Spring 2006)	0.50	44,364
Chaffe, P.	Instructional Faculty - AY	1.00	98,988
Hatcher, M.	Instructional Faculty - AY	1.00	95,616
Henson, J.	Instructional Faculty - AY	1.00	79,068
Jung, J.	Instructional Faculty - AY	1.00	81,000
Kwon, O.	Instructional Faculty - AY	1.00	97,968
Liu, W.	Instructional Faculty - AY	1.00	86,940
Mallios, W.	Instructional Faculty - AY (FERP Spring 2006)	0.50	42,582
Moffitt, K.	Instructional Faculty - AY	1.00	97,776
Rahmatian, S.	Instructional Faculty - AY	1.00	93,576
Simis, P.	Instructional Faculty - AY (FERP AY 2005/2006)	0.50	45,816
Solis, R.	Instructional Faculty - AY	1.00	95,868
Stengel, D.	Department Chair - AY	0.75	79,344
Stengel, D.	Instructional Faculty - AY	0.25	24,253
Wielicki, T.	Instructional Faculty - AY	1.00	99,204
<b>Total Faculty</b>		13.50	1,252,867
<b>STAFF</b>			
Avery, R.	Administrative Support Coordinator - 12 month	1.00	38,724
<b>Total Staff</b>		1.00	38,724
<b>TOTAL DEPT OF INFORMATION SYSTEMS AND DECISION SCIENCES (ISDS)</b>		14.50	1,291,591
<b>DEPARTMENT OF MANAGEMENT</b>			
<b>FACULTY</b>			
Johnson, D.	Instructional Faculty - AY (FERP Spring 2006)	0.50	50,562
Moghaddam, J.	Instructional Faculty - AY	1.00	93,732
Olson-Buchanan, J.	Department Chair - AY	0.75	81,291
Olson-Buchanan, J.	Instructional Faculty - AY	0.25	24,873
Penbera, J.	Instructional Faculty - AY	1.00	86,940
Sanchez, R.	Instructional Faculty - AY	1.00	81,096
Schmidtke, J.	Instructional Faculty - AY	1.00	81,000
Stearns, T.	Instructional Faculty -12 month	1.00	108,540
Wang, J.	Instructional Faculty - AY	1.00	91,800
<b>Total Faculty</b>		7.50	699,834
<b>STAFF</b>			
Paschal, K.	Administrative Analyst/Specialist - 12 month	1.00	42,852
<b>Total Staff</b>		1.00	42,852
<b>TOTAL DEPARTMENT OF MANAGEMENT</b>		8.50	742,686

**CALIFORNIA STATE UNIVERSITY, FRESNO**  
**SALARIES AS OF NOVEMBER, 2005**

NAME	CLASS	TIMEBASE	ANNUAL SALARY
<b>DEPARTMENT OF MARKETING AND LOGISTICS</b>			
<b>FACULTY</b>			
Cords, D.	Instructional Faculty - AY (FERP Fall 2005)	1.00	46,356
Motameni, R.	Instructional Faculty - AY	1.00	95,496
Ong, B.	Instructional Faculty - AY	1.00	95,640
Rice, W.	Instructional Faculty - AY	1.00	89,988
<b>Total Faculty</b>		4.00	327,480
<b>TOTAL DEPARTMENT OF MARKETING AND LOGISTICS</b>		4.00	327,480
<b>DEPARTMENT OF AEROSPACE STUDIES</b>			
<b>STAFF</b>			
Hirasuna, K.	Administrative Support Assistant - 12 month	0.80	25,872
<b>Total Staff</b>		0.80	25,872
<b>TOTAL DEPARTMENT OF AEROSPACE STUDIES</b>		0.80	25,872
<b>DEPARTMENT OF MILITARY SCIENCE PROGRAM</b>			
<b>STAFF</b>			
Traber, L.	Administrative Support Assistant - 12 month	0.75	23,913
<b>Total Staff</b>		0.75	23,913
<b>TOTAL DEPARTMENT OF MILITARY SCIENCE PROGRAM</b>		0.75	23,913
<b>BUSINESS GRADUATE PROGRAM</b>			
<b>STAFF</b>			
Lehman, G.	Administrative Analyst/Specialist - 12 month	1.00	51,612
<b>Total Staff</b>		1.00	51,612
<b>TOTAL BUSINESS GRADUATE PROGRAM</b>		1.00	51,612
<b>UNIVERSITY BUSINESS CENTER</b>			
<b>MANAGEMENT</b>			
Chubb, A.	Administrator III	1.00	76,140
<b>Total Management</b>		1.00	76,140
<b>TOTAL UNIVERSITY BUSINESS CENTER</b>		1.00	76,140
<b>TOTAL CRAIG SCHOOL OF BUSINESS</b>		<b>65.55</b>	<b>5,336,602</b>
<b>KREMEN SCHOOL OF EDUCATION AND HUMAN DEVELOPMENT</b>			
<b>OFFICE OF THE DEAN</b>			
<b>MANAGEMENT</b>			
Beare, P.	Administrator IV	1.00	131,232
Torgerson, C.	Administrator III	0.75	77,868
<b>Total Management</b>		1.75	209,100
<b>STAFF</b>			
Bivens, R.	Administrative Support Assistant - 12 month	1.00	33,708
Cardiel, M.	Administrative Support Assistant - 12 month	1.00	24,864
Elliston, I.	Administrative Analyst/Specialist - 12 month	1.00	47,844
Hernandez, M.	Administrative Support Coordinator - 12 month	1.00	41,832
Leischner, A.	Accounting Technician III	1.00	45,948
Lomeli, M.	Administrative Analyst/Specialist - 12 month	1.00	42,744
Miner, M.	Administrative Analyst/Specialist - 12 month	1.00	67,788
Minugh, B.	Administrative Support Assistant - 12 month	1.00	30,624
Nakashima, S.	Credential Analyst II	1.00	42,864
Newlander, L.	Information Technology Consultant - 12 month	1.00	50,724



**CALIFORNIA STATE UNIVERSITY, FRESNO**  
**SALARIES AS OF NOVEMBER, 2005**

NAME	CLASS	TIMEBASE	ANNUAL SALARY
Pando, L.	Administrative Support Coordinator - 12 month	1.00	31,824
Placenti, H.	Instructional Support Technician I	1.00	49,152
Ramirez, S.	Administrative Support Coordinator - 12 month	1.00	36,216
Salsedo, A.	Administrative Support Assistant - 12 month	1.00	35,316
Serrano, M.	Information Technology Consultant - 12 month	1.00	51,396
Webb, R.	Administrative Support Assistant - 12 month	<u>1.00</u>	<u>31,212</u>
<i>Total Staff</i>		16.00	664,056
<b>TOTAL OFFICE OF THE DEAN</b>		<b>17.75</b>	<b>873,156</b>
<b>CAL STATE TEACH</b>			
<b>FACULTY</b>			
Ullrich, W.	Administrator III	<u>1.00</u>	<u>90,900</u>
<i>Total Faculty</i>		1.00	90,900
<b>STAFF</b>			
Walton, D.	Administrative Support Coordinator - 12 month	<u>1.00</u>	<u>34,164</u>
<i>Total Staff</i>		1.00	34,164
<b>TOTAL CAL STATE TEACH</b>		<b>2.00</b>	<b>125,064</b>
<b>DEPARTMENT OF COUNSELING AND SPECIAL EDUCATION</b>			
<b>FACULTY</b>			
Arokiasamy, C.	Department Chair - AY	0.53	40,086
Arokiasamy, C.	Instructional Faculty - AY	0.47	36,114
Dworkin, S.	Instructional Faculty - AY	1.00	83,772
Garcia, J.	Instructional Faculty - AY	1.00	83,628
Kiyuna, R.	Instructional Faculty - AY	1.00	80,280
Lam, S.	Instructional Faculty - AY	1.00	48,804
Lucey, C.	Instructional Faculty - AY	1.00	61,380
Miner, C.	Instructional Faculty - AY	1.00	61,200
Monke, R.	Instructional Faculty - AY (FERP AY 2005/2006)	0.50	44,376
Powell, D.	Instructional Faculty - AY	1.00	78,744
Sham Choy, C.	Instructional Faculty - AY	1.00	56,928
Shen, H.	Instructional Faculty - AY	1.00	58,044
Smith, H.	Instructional Faculty - AY	1.00	85,644
Torgerson, C.	Instructional Faculty - AY	0.25	18,462
Weir, K.	Instructional Faculty - AY	1.00	58,992
Valencia, A.	Instructional Faculty - AY	1.00	71,976
Willis, S.	Instructional Faculty - AY	1.00	50,196
Yoon, E.	Instructional Faculty - AY	<u>1.00</u>	<u>53,832</u>
<i>Total Faculty</i>		15.75	1,072,458
<b>STAFF</b>			
Salsberry, H.	Administrative Support Coordinator - 12 month	<u>1.00</u>	<u>33,312</u>
<i>Total Staff</i>		1.00	33,312
<b>TOTAL DEPARTMENT OF COUNSELING AND SPECIAL EDUCATION</b>		<b>16.75</b>	<b>1,105,770</b>
<b>DEPARTMENT OF CURRICULUM TEACHING AND EDUCATIONAL TECHNOLOGY</b>			
<b>FACULTY</b>			
Arenz, B.	Instructional Faculty - AY	1.00	70,764
Baca, M.	Instructional Faculty - AY (FERP AY 2005/2006)	0.50	42,606
Behrend, J.	Instructional Faculty - AY	1.00	64,020
Benavides, O.	Instructional Faculty - AY	1.00	74,712
Benninga, J.	Instructional Faculty - AY	1.00	91,476
Biacindo, K.	Instructional Faculty - AY	1.00	74,028
Blum, D.	Instructional Faculty - AY	1.00	49,680

**CALIFORNIA STATE UNIVERSITY, FRESNO**  
**SALARIES AS OF NOVEMBER, 2005**

NAME	CLASS	TIMEBASE	ANNUAL SALARY
Bohlin, C.	Instructional Faculty - AY	1.00	85,896
Bohlin, R.	Instructional Faculty - AY	1.00	86,928
Chiero, R.	Instructional Faculty - AY	1.00	63,084
Daughtry, J.	Instructional Faculty - AY	1.00	82,308
Harris, S.	Instructional Faculty - AY (FERP Spring 2006)	0.50	41,868
Henderson, J.	Instructional Faculty - AY	1.00	85,620
Lomeli, J.	Instructional Faculty - AY	1.00	70,092
Lopez, D.	Instructional Faculty - AY	1.00	82,356
Marshall, J.	Department Chair - AY	0.52	46,344
Marshall, J.	Instructional Faculty - AY	0.48	41,916
Mata, S.	Instructional Faculty - AY	1.00	74,496
Nyberg, L.	Instructional Faculty - AY	1.00	68,220
Padilla, F.	Instructional Faculty - AY	1.00	51,756
Parks, J.	Instructional Faculty - AY	1.00	64,920
Pham, K.	Instructional Faculty - AY	1.00	76,836
Stone, B.	Instructional Faculty - AY (FERP AY 2005/2006)	0.50	41,406
Wenrick, M.	Instructional Faculty - AY	<u>1.00</u>	<u>51,204</u>
<b>Total Faculty</b>		21.50	1,582,536
<b>STAFF</b>			
Salanitro, C.	Administrative Support Coordinator - 12 month	<u>1.00</u>	<u>36,480</u>
<b>Total Staff</b>		1.00	36,480
<b>TOTAL DEPT OF CURRICULUM TEACHING AND EDUCATIONAL TECHNOLOGY</b>		<b>22.50</b>	<b>1,619,016</b>
<b>DEPARTMENT OF EDUCATIONAL RESEARCH ADMINISTRATION</b>			
<b>FACULTY</b>			
Brown-Welty, S.	Instructional Faculty - AY	1.00	85,356
Coleman, D.	Instructional Faculty - AY (FERP AY 2005/2006)	0.50	44,418
Cuellar, A.	Department Chair - AY	0.52	40,368
Cuellar, A.	Instructional Faculty - AY	0.48	36,792
Magdaleno, K.	Instructional Faculty - AY	1.00	67,284
Tanner, D.	Instructional Faculty - AY	1.00	85,308
Tracz, S.	Instructional Faculty - AY	1.00	85,080
Unruh, R.	Instructional Faculty - AY	1.00	81,192
Wise, D.	Instructional Faculty - AY	<u>1.00</u>	<u>61,547</u>
<b>Total Faculty</b>		7.50	587,345
<b>TOTAL DEPARTMENT OF EDUCATIONAL RESEARCH ADMINISTRATION</b>		<b>7.50</b>	<b>587,345</b>
<b>DEPARTMENT OF LITERACY AND EARLY EDUCATION</b>			
<b>FACULTY</b>			
Abramson, S.	Instructional Faculty - AY	1.00	86,424
Alamillo, L.	Instructional Faculty - AY	1.00	52,152
Arenas, R.	Instructional Faculty - AY	1.00	54,600
Balra, A.	Instructional Faculty - AY	1.00	85,308
Basurto, I.	Instructional Faculty - AY	1.00	63,564
Devoogd, G.	Instructional Faculty - AY	1.00	65,304
Garan, E.	Instructional Faculty - AY	1.00	63,228
Lane-Garon, P.	Instructional Faculty - AY	1.00	62,616
Neal, J.	Department Chair - AY	0.47	46,956
Neal, J.	Instructional Faculty - AY	0.53	42,480
Shelton, M.	Instructional Faculty - AY	1.00	71,976
Sylvester, T.	Instructional Faculty - AY	1.00	49,680
Vang, A.	Instructional Faculty - AY	<u>1.00</u>	<u>72,828</u>
<b>Total Faculty</b>		12.00	817,116



**CALIFORNIA STATE UNIVERSITY, FRESNO**  
**SALARIES AS OF NOVEMBER, 2005**

NAME	CLASS	TIMEBASE	ANNUAL SALARY
<b>STAFF</b>			
Rabago, L.	Administrative Support Coordinator - 12 month	1.00	36,864
<b>Total Staff</b>		1.00	36,864
<b>TOTAL DEPARTMENT OF LITERACY AND EARLY EDUCATION</b>		<b>13.00</b>	<b>853,980</b>
<b>JOINT DOCTORAL PROGRAM</b>			
<b>STAFF</b>			
Mayse, A.	Research Technician II	1.00	54,000
RiveraPasilla, D.	Administrative Analyst/Specialist - 12 month	1.00	47,208
<b>Total Staff</b>		2.00	101,208
<b>TOTAL JOINT DOCTORAL PROGRAM</b>		<b>2.00</b>	<b>101,208</b>
<b>LIBERAL STUDIES PROGRAM</b>			
<b>STAFF</b>			
Beason, K.	Administrative Support Assistant - 12 month	1.00	30,804
Christensen, P.	Student Services Professional III - 12 month	1.00	53,772
Rodriguez, E.	Student Services Professional II - 12 month	1.00	47,052
Tatsumura, J.	Student Services Professional IV - 12 month	1.00	54,780
<b>Total Staff</b>		4.00	186,408
<b>TOTAL LIBERAL STUDIES PROGRAM</b>		<b>4.00</b>	<b>186,408</b>
<b>TOTAL KREMEN SCHOOL OF EDUCATION AND HUMAN DEVELOPMENT</b>		<b>85.50</b>	<b>5,451,947</b>
<b>COLLEGE OF ENGINEERING</b>			
<b>OFFICE OF THE DEAN</b>			
<b>MANAGEMENT</b>			
Hoff, A.	Administrator IV	1.00	123,600
Loscutoff, W.	Administrator III	0.75	77,022
<b>Total Management</b>		1.75	200,622
<b>STAFF</b>			
Oldham, S.	Administrative Support Assistant - 12 month	1.00	30,684
Perry, R.	Operating Systems Analyst - 12 month	1.00	76,764
Robinson, D.	Administrative Analyst/Specialist - 12 month	1.00	50,004
Spain, J.	Equipment Technician III, Electronic	1.00	45,132
<b>Total Staff</b>		4.00	202,584
<b>TOTAL OFFICE OF THE DEAN</b>		<b>5.75</b>	<b>403,206</b>
<b>DEPARTMENT OF CIVIL AND GEOMATICS ENGINEERING AND CONSTRUCTION</b>			
<b>FACULTY</b>			
Crossfield, J.	Department Chair - AY	0.52	52,860
Crossfield, J.	Instructional Faculty - AY	0.48	48,540
Gysler, R.	Instructional Faculty - AY (FERP Fall 2005)	0.50	43,494
Hussain, M.	Instructional Faculty - AY (FERP Fall 2005)	0.50	46,566
Larralde-Muro, J.	Instructional Faculty - AY	1.00	97,380
Munjy, R.	Instructional Faculty - AY	1.00	94,284
Nader, F.	Instructional Faculty - AY (FERP AY 2005/2006)	0.50	46,686
Spring, C.	Instructional Faculty - AY	1.00	83,004
Woolery, J.	Instructional Faculty - AY	1.00	65,700
Wright, W.	Instructional Faculty - AY	1.00	68,040
Xiao, M.	Instructional Faculty - AY	1.00	64,212
Yousef, M.	Instructional Faculty - AY	0.50	48,360
<b>Total Faculty</b>		9.00	759,126

**CALIFORNIA STATE UNIVERSITY, FRESNO**  
**SALARIES AS OF NOVEMBER, 2005**

NAME	CLASS	TIMEBASE	ANNUAL SALARY
<b>STAFF</b>			
Scherer, S.	Equipment Technician III, Specialized	1.00	49,404
Vasquez, H.	Administrative Support Coordinator - 12 month	<u>1.00</u>	<u>33,204</u>
<b>Total Staff</b>		2.00	82,608
<b>TOTAL DEPT OF CIVIL AND GEOMATICS ENGINEERING AND CONSTRUCTION</b>		<b>11.00</b>	<b>1,017,415</b>

**DEPARTMENT OF ELECTRICAL AND COMPUTER ENGINEERING**

**FACULTY**

Bengiamin, N.	Instructional Faculty - AY	1.00	94,632
Bukofzer, D.	Instructional Faculty - AY	1.00	94,524
Heaney, A.	Instructional Faculty - AY	1.00	90,228
Hecht, R.	Instructional Faculty - AY	1.00	83,520
Kriehn, G.	Instructional Faculty - AY	1.00	62,616
Nunna, R.	Department Chair - AY	0.52	44,508
Nunna, R.	Instructional Faculty - AY	0.48	40,668
Owens, L.	Instructional Faculty - AY (FERP AY 2005/2006)	<u>0.50</u>	<u>48,462</u>
<b>Total Faculty</b>		6.50	559,158

**STAFF**

Hunt, R.	Equipment Technician III, Electronic	1.00	54,540
Reyna, Z.	Administrative Support Coordinator - 12 month	<u>1.00</u>	<u>31,212</u>
<b>Total Staff</b>		2.00	85,752
<b>TOTAL DEPARTMENT OF ELECTRICAL ENGINEERING</b>		<b>8.50</b>	<b>644,910</b>

**DEPARTMENT OF MECHANICAL AND INDUSTRIAL ENGINEERING**

**FACULTY**

Jahanian, S.	Instructional Faculty - AY	1.00	63,756
Loscutoff, W.	Department Chair - AY	0.52	51,528
Loscutoff, W.	Instructional Faculty - AY	0.48	47,208
Mahanty, S.	Instructional Faculty - AY (FERP AY 2005/2006)	0.50	50,388
Peng, W.	Instructional Faculty - AY	1.00	90,024
Sanchez, M.	Instructional Faculty - AY	<u>1.00</u>	<u>64,176</u>
<b>Total Faculty</b>		4.50	367,080

**STAFF**

Gee, J.	Equipment Technician III, Specialized Equipment	1.00	55,656
Love, C.	Administrative Support Coordinator -12 month	<u>1.00</u>	<u>40,116</u>
<b>Total Staff</b>		2.00	95,772
<b>TOTAL DEPARTMENT OF MECHANICAL AND INDUSTRIAL ENGINEERING</b>		<b>6.50</b>	<b>462,852</b>

**TOTAL COLLEGE OF ENGINEERING      31.75      2,528,383**

**COLLEGE OF HEALTH AND HUMAN SERVICES**

**OFFICE OF THE DEAN**

**MANAGEMENT**

Cuellar, B.	Administrator IV	1.00	144,324
Curtis, K.	Administrator III	<u>1.00</u>	<u>106,008</u>
<b>Total Management</b>		2.00	250,332

**STAFF**

Campbell, B.	Administrative Support Coordinator - 12 month	1.00	31,212
Carson, E.	Administrative Analyst/Specialist -12 month	1.00	50,112
DeRoo, D.	Administrative Analyst/Specialist -12 month	1.00	61,248
Gillet, D.	Administrative Analyst/Specialist -12 month	1.00	52,584
House, D.	Administrative Support Assistant - 12 month	1.00	27,840



**CALIFORNIA STATE UNIVERSITY, FRESNO**  
**SALARIES AS OF NOVEMBER, 2005**

NAME	CLASS	TIMEBASE	ANNUAL SALARY
Hunt, G.	Information Technology Consultant - 12 month	1.00	58,188
Laacy, P.	Student Services Professional II - 12month	1.00	43,524
Shaw, S.	Administrative Analyst/Specialist -12 month	1.00	47,688
<b>Total Staff</b>		8.00	372,396
<b>TOTAL OFFICE OF THE DEAN</b>		10.00	622,728
<b>DEPARTMENT OF COMMUNICATIVE SCIENCES AND DISORDERS</b>			
<b>FACULTY</b>			
Freed, D.	Departmental Chair - AY	0.52	42,372
Freed, D.	Instructional Faculty - AY	0.48	38,700
Hegde, M.	Instructional Faculty - AY (FERP Spring 2006)	0.50	44,658
Ogden, P.	Instructional Faculty - AY	1.00	97,776
Parker, R.	Instructional Faculty - AY	1.00	89,412
Skelton, S.	Instructional Faculty - AY	1.00	64,320
Smith, D.	Instructional Faculty - AY	1.00	51,228
Wadsworth, S.	Instructional Faculty - AY (FERP Spring 2006)	0.50	45,768
<b>Total Faculty</b>		6.00	474,234
<b>STAFF</b>			
Burns, M.	Speech Pathologist	1.00	58,188
Campbell, L.	Administrative Support Assistant - 12 month	1.00	29,100
Contreras, M.	Administrative Support Assistant - 12 month	1.00	33,252
Rutherford, J.	Administrative Support Coordinator - 12 month	1.00	31,836
<b>Total Staff</b>		4.00	152,376
<b>TOTAL DEPARTMENT OF COMMUNICATIVE SCIENCES AND DISORDERS</b>		10.00	626,610
<b>DEPARTMENT OF HEALTH SCIENCE</b>			
<b>FACULTY</b>			
Capitman, J.	Instructional Faculty - 12 mn	1.00	121,092
Davoli, G.	Instructional Faculty - AY	1.00	64,608
Donohue, S.	Instructional Faculty - AY	1.00	64,932
Kotkin-Jaszi, S.	Instructional Faculty - AY	1.00	58,992
Krenz, V.	Instructional Faculty - AY	1.00	87,840
Matlosz, D.	Instructional Faculty - AY	1.00	79,848
Miltiades, M.	Instructional Faculty - AY	1.00	56,928
Perez, M.	Instructional Faculty - AY	1.00	64,320
Pinzon-Perez, H.	Instructional Faculty - AY	1.00	60,444
Sowby, S.	Department Chair - 12 mn	0.50	51,096
Sowby, S.	Instructional Faculty - 12 mn	0.50	50,100
Tennant, C.	Instructional Faculty - AY	1.00	80,892
Waite, M.	Instructional Faculty - AY	1.00	80,580
<b>Total Faculty</b>		12.00	921,672
<b>STAFF</b>			
McIntosh, J.	Administrative Support Assistant - 12 month	1.00	25,812
Smith, C.	Administrative Support Coordinator - 12 month	1.00	44,220
<b>Total Staff</b>		2.00	70,032
<b>TOTAL DEPARTMENT OF HEALTH SCIENCE</b>		14.00	991,704
<b>DEPARTMENT OF KINESIOLOGY</b>			
<b>FACULTY</b>			
Aldrich, K.	Instructional Faculty - AY	1.00	74,208
Anderson, T.	Department Chair - 12 mn	0.75	75,612
Anderson, T.	Instructional Faculty - 12 mn	0.25	24,708

**CALIFORNIA STATE UNIVERSITY, FRESNO**  
**SALARIES AS OF NOVEMBER, 2005**

NAME	CLASS	TIMEBASE	ANNUAL SALARY
Ballard Jr., D.	Instructional Faculty - AY (FERP Fall 2005)	0.50	41,166
Chadwick, V.	Instructional Faculty - AY (FERP Spring 2006)	0.50	40,092
Coles, M.	Instructional Faculty - AY	1.00	56,928
Gilbert, J.	Instructional Faculty - AY	1.00	47,580
Gilbert, W.	Instructional Faculty - AY	1.00	54,012
Greer, F.	Instructional Faculty - AY	1.00	54,060
Jackson, C.	Instructional Faculty - AY	1.00	89,304
Minniear, T.	Instructional Faculty - AY	1.00	59,628
Morales, J.	Instructional Faculty - AY	1.00	73,788
Pettott, R.	Instructional Faculty - AY	1.00	56,928
Sailor, S.	Instructional Faculty - AY	1.00	<u>53,424</u>
<b>Total Faculty</b>		12.00	801,438
<b>STAFF</b>			
Ceniceros, C.	Instructional Support Tect I	1.00	30,336
Rangel, I.	Administrative Support Assistant - 12 month	1.00	31,344
Russell, D.	Administrative Support Coordinator - 12 month	1.00	<u>31,848</u>
<b>Total Staff</b>		3.00	93,528
<b>TOTAL DEPARTMENT OF KINESIOLOGY</b>		<b>15.00</b>	<b>894,966</b>
<b>DEPARTMENT OF NURSING</b>			
<b>FACULTY</b>			
Barakzai, M.	Instructional Faculty - AY	1.00	66,252
Griffin, F.	Instructional Faculty - AY	1.00	81,204
Hudson, A.	Instructional Faculty - AY	1.00	62,520
Ivan, M.	Instructional Faculty - AY	1.00	82,896
Mathai, M.	Instructional Faculty - AY	1.00	85,488
Miller, S.	Instructional Faculty - AY	1.00	64,020
Mountcastle, K.	Instructional Faculty - AY	1.00	61,476
Nuttall, P.	Instructional Faculty - AY (FERP AY 2005/2006)	0.50	41,814
Ortiz, C.	Instructional Faculty - AY	1.00	56,928
Oxley, G.	Instructional Faculty - AY	1.00	82,812
Russler, M.	Department Chair - 12 month	0.75	76,248
Russler, M.	Instructional Faculty - 12 month	0.25	24,912
Spencer, J.	Instructional Faculty - AY	1.00	<u>56,928</u>
<b>Total Faculty</b>		11.50	843,498
<b>STAFF</b>			
Gee, C.	Administrative Support Assistant - 12 month	1.00	25,116
Rayner, C.	Administrative Support Coordinator - 12 month	1.00	<u>35,136</u>
<b>Total Staff</b>		2.00	60,252
<b>TOTAL DEPARTMENT OF NURSING</b>		<b>13.50</b>	<b>903,750</b>
<b>DEPARTMENT OF PHYSICAL THERAPY PROGRAM</b>			
<b>FACULTY</b>			
Burke-Doe, A.	Instructional Faculty - AY	1.00	54,324
Laslovich, J.	Instructional Faculty - AY	1.00	75,576
Lentell, G.	Instructional Faculty - AY	1.00	84,492
Martin, R.	Instructional Faculty - AY	1.00	82,944
Miller, M.	Instructional Faculty - AY	1.00	66,324
Trueblood, P.	Department Chair - 12 month	0.52	51,438
Trueblood, P.	Instructional Faculty - 12 month	0.48	47,142
Tyner, T.	Instructional Faculty - AY	1.00	<u>58,296</u>
<b>Total Faculty</b>		7.00	520,536
<b>STAFF</b>			



**CALIFORNIA STATE UNIVERSITY, FRESNO**  
**SALARIES AS OF NOVEMBER, 2005**

NAME	CLASS	TIMEBASE	ANNUAL SALARY
Murray, O.	Administrative Support Coordinator - 12 month	<u>1.00</u>	<u>38,328</u>
<i>Total Staff</i>		1.00	38,328
<b>TOTAL DEPARTMENT OF PHYSICAL THERAPY PROGRAM</b>		<b>8.00</b>	<b>558,864</b>
<b>DEPARTMENT OF RECREATION ADMIN &amp; LEISURE STUDIES</b>			
<b>FACULTY</b>			
Crossley, J.	Department Chair - AY	0.52	39,006
Crossley, J.	Instructional Faculty - AY	0.48	42,702
Fine, L.	Instructional Faculty - AY	1.00	79,716
Hironaka, J.	Instructional Faculty - AY	1.00	64,116
Nisbett, N.	Instructional Faculty - AY	<u>1.00</u>	<u>56,412</u>
<i>Total Faculty</i>		4.00	281,952
<b>STAFF</b>			
Jackson, J.	Administrative Support Coordinator - 12 month	<u>1.00</u>	<u>37,428</u>
<i>Total Staff</i>		1.00	37,428
<b>TOTAL DEPT OF RECREATION ADMIN &amp; LEISURE STUDIES</b>		<b>5.00</b>	<b>319,380</b>
<b>DEPARTMENT OF SOCIAL WORK EDUCATION</b>			
<b>FACULTY</b>			
Aldredge, J.	Instructional Faculty - AY (FERP AY 2005/2006)	0.50	44,778
Franz, J.	Instructional Faculty - AY	1.00	89,076
Garcia, B.	Instructional Faculty - AY	1.00	81,984
Graham, M.	Instructional Faculty - AY	1.00	56,928
Hanna, M.	Instructional Faculty - AY	1.00	84,288
Hardina, D.	Instructional Faculty - AY	1.00	85,848
Harris, D.	Instructional Faculty - AY	1.00	60,708
Hernandez, V.	Instructional Faculty - AY	1.00	53,844
Jacobsson, L.	Instructional Faculty - AY	1.00	84,444
Kapoor, S.	Instructional Faculty - AY (FERP Spring 2006)	0.50	41,436
Lowe, M.	Instructional Faculty - 12 month	1.00	69,504
Middleton, E.	Department Chair - 12 month	0.75	77,940
Middleton, E.	Instructional Faculty - 12 month	0.25	25,152
Petrovich, A.	Instructional Faculty - AY	1.00	56,928
Pewewardy, N.	Instructional Faculty - AY	1.00	55,896
Salsgiver, R.	Instructional Faculty - AY	1.00	84,468
Simpson, R.	Instructional Faculty - AY	1.00	56,928
Yamaguchi, J.	Instructional Faculty - AY	<u>1.00</u>	<u>64,295</u>
<i>Total Faculty</i>		16.00	1,174,445
<b>STAFF</b>			
Dupras, C.	Administrative Support Coordinator - 12 month	1.00	44,436
Grobes, L.	Administrative Support Assistant - 12 month	<u>1.00</u>	<u>36,192</u>
<i>Total Staff</i>		2.00	80,628
<b>TOTAL DEPARTMENT OF SOCIAL WORK EDUCATION</b>		<b>18.00</b>	<b>1,255,073</b>
<b>TOTAL COLLEGE OF HEALTH AND HUMAN SERVICES</b>		<b>93.50</b>	<b>6,173,075</b>
<b>COLLEGE OF SCIENCE AND MATHEMATICS</b>			
<b>OFFICE OF THE DEAN</b>			
<b>MANAGEMENT</b>			
Carey, K.	Administrator III	0.75	82,557
Wong, K.	Administrator IV	<u>1.00</u>	<u>143,460</u>
<i>Total Management</i>		1.75	226,017

**CALIFORNIA STATE UNIVERSITY, FRESNO**  
**SALARIES AS OF NOVEMBER, 2005**

NAME	CLASS	TIMEBASE	ANNUAL SALARY
<b>STAFF</b>			
El-Bendary, R.	Administrative Analyst Specialist - 12 month	1.00	39,036
Jones, K.	Instructional Support Technician III	1.00	43,740
Lee, K.	Information Technology Consultant - 12 month	1.00	39,564
Lopez, A.	Administrative Support Assistant - 12 month	1.00	29,400
McMurtry, J.	Instructional Support Technician II	1.00	48,732
Mo, B.	Information Technology Consultant - 12 month	1.00	59,748
Thibodeaux, C.	Administrative Analyst Specialist - 12 month	1.00	<u>52,500</u>
<b>Total Staff</b>		7.00	312,720
<b>TOTAL OFFICE OF THE DEAN</b>		<b>8.75</b>	<b>538,737</b>
<b>DEPARTMENT OF COMPUTER SCIENCE</b>			
<b>FACULTY</b>			
Alameldin, T.	Instructional Faculty - AY	1.00	101,436
Auernheimer, B.	Instructional Faculty - AY	1.00	103,200
Jin, L.	Instructional Faculty - AY	1.00	90,588
Read, W.	Department Chair - AY	0.52	49,404
Read, W.	Instructional Faculty - AY	0.48	45,252
Seki, S.	Instructional Faculty - AY	1.00	90,216
Wei, G.	Instructional Faculty - AY (FERP Spring 2006)	0.50	45,354
Wilson, J.	Instructional Faculty - AY	1.00	79,716
Yeung, H.	Instructional Faculty - AY (FERP Fall 2005)	0.50	<u>46,200</u>
<b>Total Faculty</b>		7.00	651,366
<b>STAFF</b>			
Zuniga, G.	Administrative Support Coordinator - 12 month	1.00	<u>44,280</u>
<b>Total Staff</b>		1.00	44,280
<b>TOTAL DEPARTMENT OF COMPUTER SCIENCE</b>		<b>8.00</b>	<b>695,646</b>
<b>DEPARTMENT OF BIOLOGY</b>			
<b>FACULTY</b>			
Abhold, R.	Instructional Faculty - AY	0.25	20,208
Andrews, D.	Instructional Faculty - AY	1.00	85,464
Blumenshine, S.	Instructional Faculty - AY	1.00	57,336
Calliet, G.	Instructional Faculty - AY	1.00	87,948
Calderon-Urrea, A.	Instructional Faculty - AY	1.00	67,176
Chesemore, D.	Instructional Faculty - AY (FERP Spring 2006)	0.50	44,208
Constable, J.	Instructional Faculty - AY	1.00	53,124
Crosbie, P.	Instructional Faculty - AY	1.00	52,368
Ervin, S.	Instructional Faculty - AY	1.00	84,600
Katti, M.	Instructional Faculty - AY	1.00	51,756
Kern, R.	Instructional Faculty - AY	1.00	59,664
Kovacs, S.	Department Chair - AY	0.76	72,456
Kovacs, S.	Instructional Faculty - AY	0.24	22,104
Mallory, T.	Instructional Faculty - AY (FERP Spring 2006)	0.50	40,836
Prince, J.	Instructional Faculty - AY	1.00	77,376
Rawat, M.	Instructional Faculty - AY	1.00	51,756
Riley, L.	Instructional Faculty - AY	1.00	51,852
Schreiber, F.	Instructional Faculty - AY	1.00	88,956
Tribbey, B.	Instructional Faculty - AY (FERP Spring 2006)	0.50	41,874
Tsukimura, B.	Instructional Faculty - AY	1.00	77,376
Wright, A.	Instructional Faculty - AY	1.00	60,468
Yousef, L.	Instructional Faculty - AY (FERP AY 2005/2006)	0.50	41,442
Zechman, F.	Instructional Faculty - AY	1.00	<u>63,720</u>

**CALIFORNIA STATE UNIVERSITY, FRESNO**  
**SALARIES AS OF NOVEMBER, 2005**

NAME		CLASS	TIMEBASE	ANNUAL SALARY
<b>Total Faculty</b>			19.25	1,354,068
<b>STAFF</b>				
Kronberg, C.	Instructional Support Technician III		1.00	56,604
Kuykendall, N.	Instructional Support Technician III		1.00	56,628
Parent, W.	Equipment Technician III - Specialized Equipment		1.00	50,760
Simms, K.	Administrative Support Assistant - 11/12 month		1.00	37,668
Stebbins, J.	Instructional Support Technician III		1.00	54,984
Walmsley, V.	Administrative Support Coordinator - 12 month		<u>1.00</u>	<u>45,252</u>
<b>Total Staff</b>			6.00	301,896
<b>TOTAL DEPARTMENT OF BIOLOGY</b>			<b>25.25</b>	<b>1,655,964</b>
<b>DEPARTMENT OF CHEMISTRY</b>				
<b>FACULTY</b>				
Attar, S.	Instructional Faculty - AY		1.00	57,624
Coticone, S.	Instructional Faculty - AY		1.00	56,928
Frank, D.	Instructional Faculty - AY		1.00	90,048
Gandler, J.	Instructional Faculty - AY		1.00	86,448
Gump, B.	Instructional Faculty - AY (FERP Fall 2005)		0.50	43,008
Hasson, A.	Instructional Faculty - AY		1.00	49,932
Marhenke, R.	Department Chair - AY		0.77	69,756
Marhenke, R.	Instructional Faculty - AY		0.23	21,420
Mayer, B.	Instructional Faculty - AY		1.00	82,308
Ng, K.	Instructional Faculty - AY		1.00	85,020
Ono, H.	Instructional Faculty - AY		1.00	83,952
Person, E.	Instructional Faculty - AY		1.00	56,928
Rodemeyer, S.	Instructional Faculty - AY (FERP AY 2005/2006)		0.50	45,828
Sy, J.	Instructional Faculty - AY		1.00	84,408
Zellmer, D.	Instructional Faculty - AY (FERP Spring 2006)		0.50	41,652
Ziegler, S.	Instructional Faculty - AY (FERP AY 2005/2006)		<u>0.50</u>	<u>44,616</u>
<b>Total Faculty</b>			13.00	999,876
<b>STAFF</b>				
Hinojosa, R.	Administrative Support Coordinator - 12 month		1.00	45,012
Kliwer, D.	Equipment Technician III, Electronic		1.00	47,532
Preston, A.	Instructional Support Technician II		1.00	49,200
Quintero, J.	Administrative Support Assistant - 12 month		1.00	32,076
Rostam, A.	Instructional Support Technician II		<u>1.00</u>	<u>56,652</u>
<b>Total Staff</b>			5.00	230,472
<b>TOTAL DEPARTMENT OF CHEMISTRY</b>			<b>18.00</b>	<b>1,230,348</b>
<b>DEPARTMENT OF EARTH &amp; ENVIRONMENTAL SCIENCES</b>				
<b>FACULTY</b>				
Barabas, A.	Instructional Faculty - AY		1.00	80,736
Brady, R.	Instructional Faculty - AY		1.00	84,132
Harmsen, F.	Department Chair - AY		0.52	47,844
Harmsen, F.	Instructional Faculty - AY		0.48	43,788
Lewis, S.	Instructional Faculty - AY		1.00	65,364
Putirka, K.	Instructional Faculty - AY		1.00	53,124
Suen, C.	Instructional Faculty - AY		1.00	87,060
Wakabayashi, J.	Instructional Faculty - AY		1.00	56,928
Wang, Z.	Instructional Faculty - AY		<u>1.00</u>	<u>47,772</u>
<b>Total Faculty</b>			8.00	566,748
<b>STAFF</b>				
Balli, E.	Administrative Support Coordinator - 12 month		1.00	40,452



**CALIFORNIA STATE UNIVERSITY, FRESNO**  
**SALARIES AS OF NOVEMBER, 2005**

NAME	CLASS	TIMEBASE	ANNUAL SALARY
Kunze, A.	Instructional Support Technician II	1.00	44,820
<i>Total Staff</i>		2.00	85,272
<b>TOTAL DEPARTMENT OF EARTH &amp; ENVIRONMENTAL SCIENCES</b>		<b>10.00</b>	<b>652,020</b>
<b>DEPARTMENT OF MATHEMATICS</b>			
<b>FACULTY</b>			
Amarasinghe, R.	Instructional Faculty - AY	1.00	58,380
Arnold, R.	Instructional Faculty - AY (FERP Spring 2006)	0.50	43,710
Cusick, L.	Instructional Faculty - AY	1.00	90,012
Delcroiz, S.	Instructional Faculty - AY	1.00	48,648
DeLeon, D.	Instructional Faculty - AY	1.00	49,932
Duncan, D.	Department Chair - AY	0.78	75,738
Duncan, D.	Instructional Faculty - AY	0.22	21,330
Fisher, M.	Instructional Faculty - AY	1.00	48,804
Franco, E.	Instructional Faculty - AY	1.00	82,260
Helmerts, M.	Instructional Faculty - AY (FERP Fall 2005)	0.50	41,472
Kelm, K.	Instructional Faculty - AY	1.00	47,580
Nogin, M.	Instructional Faculty - AY	1.00	45,156
Nur, H.	Instructional Faculty - AY (FERP Fall 2005)	0.50	42,468
Sun, H.	Instructional Faculty - AY (FERP Spring 2006)	0.50	40,854
Tannenbaum, P.	Instructional Faculty - AY	1.00	86,616
Tuska, A.	Instructional Faculty - AY	1.00	78,300
Wagoner, R.	Instructional Faculty - AY (FERP Fall 2005)	0.50	44,676
Woo, N.	Instructional Faculty - AY (FERP Spring 2006)	0.50	39,690
Wu, K.	Instructional Faculty - AY	1.00	58,548
<i>Total Faculty</i>		15.00	1,044,174
<b>STAFF</b>			
Boyd, S.	Administrative Support Assistant - 12 month	1.00	29,400
Douglas, C.	Administrative Support Coordinator - 12 month	1.00	35,316
<i>Total Staff</i>		2.00	64,716
<b>TOTAL DEPARTMENT OF MATHEMATICS</b>		<b>17.00</b>	<b>1,108,890</b>
<b>DEPARTMENT OF PHYSICS</b>			
<b>FACULTY</b>			
Bucher, M.	Instructional Faculty - AY	1.00	84,420
Hall, R.	Instructional Faculty - AY	1.00	59,844
Huda, A.	Instructional Faculty - AY	1.00	54,300
Katkanant, V.	Instructional Faculty - AY	1.00	84,432
Munoz, G.	Department Chair - AY	0.52	43,164
Munoz, G.	Instructional Faculty - AY	0.48	39,264
Ringwald, F.	Instructional Faculty - AY	1.00	54,996
Singleton, D.	Instructional Faculty - AY	1.00	59,640
White, S.	Instructional Faculty - AY	1.00	73,440
Zhang, D.	Instructional Faculty - AY	1.00	73,440
<i>Total Faculty</i>		9.00	626,940
<b>STAFF</b>			
Beckman, J.	Equipment Technician III, Electro-Mechanical	1.00	55,548
Harrison, K.	Instructional Support Technician III	1.00	45,504
Key, R.	Instructional Support Technician II	1.00	50,436
Rayner, C.	Administrative Support Assistant - 12 month	1.00	30,600
<i>Total Staff</i>		4.00	182,088
<b>TOTAL DEPARTMENT OF PHYSICS</b>		<b>13.00</b>	<b>809,028</b>

**CALIFORNIA STATE UNIVERSITY, FRESNO**  
**SALARIES AS OF NOVEMBER, 2005**

NAME	CLASS	TIMEBASE	ANNUAL SALARY
<b>DEPARTMENT OF PSYCHOLOGY</b>			
<b>FACULTY</b>			
Austin, J.	Instructional Faculty - AY	1.00	54,864
Botwin, M.	Instructional Faculty - AY	1.00	76,740
Breen, T.	Instructional Faculty - AY (FERP AY 2005/2006)	0.50	41,238
Carey, K.	Instructional Faculty - 12 month	0.25	24,384
Edmondson, C.	Instructional Faculty - AY	1.00	61,332
Jones, C.	Instructional Faculty - AY	1.00	70,776
Lachs, L.	Instructional Faculty - AY	1.00	47,484
Levine, R.	Instructional Faculty - AY	1.00	89,784
Newell, T.	Instructional Faculty - AY (FERP Fall 2005)	0.50	40,758
Oswald, K.	Instructional Faculty - AY	1.00	53,916
Price, P.	Instructional Faculty - AY	1.00	65,868
Ritter, J.	Instructional Faculty - AY	1.00	79,068
Rodrigues, A.	Department Chair - AY	0.77	70,200
Rodrigues, A.	Instructional Faculty - AY	0.23	21,420
Shapiro, M.	Instructional Faculty - AY	1.00	49,800
Sharps, M.	Instructional Faculty - AY	1.00	85,848
Thackrey, M.	Instructional Faculty - AY	1.00	82,524
Wilson, M.	Instructional Faculty - AY	1.00	76,656
Yockey, R.	Instructional Faculty - AY	1.00	50,028
Zelezny, L.	Instructional Faculty - AY	<u>1.00</u>	<u>63,972</u>
<b>Total Faculty</b>		17.25	1,206,660
<b>STAFF</b>			
Oceguera, L.	Administrative Support Assistant - 12 month	1.00	27,840
Osborn, S.	Administrative Support Coordinator - 12 month	1.00	38,268
Zastovnik, R.	Information Technology Consultant - 12 month	<u>1.00</u>	<u>57,024</u>
<b>Total Staff</b>		3.00	123,132
<b>TOTAL DEPARTMENT OF PSYCHOLOGY</b>		<b>20.25</b>	<b>1,329,792</b>
<b>TOTAL COLLEGE OF SCIENCE AND MATHEMATICS</b>		<b>120.25</b>	<b>8,020,425</b>
<b>COLLEGE OF SOCIAL SCIENCES</b>			
<b>OFFICE OF THE DEAN</b>			
<b>MANAGEMENT</b>			
Gonzalez, L.	Administrator IV	1.00	126,000
Somma, M.	Administrator III	<u>0.75</u>	<u>74,106</u>
<b>Total Management</b>		1.75	74,106
<b>STAFF</b>			
Amezcu, T.	Administrative Support Coordinator - 12 month	1.00	31,212
Anich, S.	Administrative Analyst/Specialist - 12 month	1.00	66,912
Larkin, K.	Administrative Support Coordinator - 12 month	1.00	32,784
Nieto, M.	Administrative Analyst/Specialist - 12 month	1.00	47,376
Quiroz, E.	Information Technology Consultant - 12 month	<u>1.00</u>	<u>43,740</u>
<b>Total Staff</b>		5.00	222,024
<b>TOTAL OFFICE OF THE DEAN</b>		<b>6.75</b>	<b>296,130</b>
<b>DEPARTMENT OF ANTHROPOLOGY</b>			
<b>FACULTY</b>			
Delcore, H.	Instructional Faculty - AY	1.00	49,428
Dodd, W.	Instructional Faculty - AY	1.00	53,448
Gruenbaum, E.	Instructional Faculty - AY	1.00	90,000

**CALIFORNIA STATE UNIVERSITY, FRESNO**  
**SALARIES AS OF NOVEMBER, 2005**

NAME	CLASS	TIMEBASE	ANNUAL SALARY
Lajeunesse, R.	Department Chair - AY	0.27	24,144
Lajeunesse, R.	Instructional Faculty - AY	0.73	64,968
Mullooly, J.	Instructional Faculty - AY	1.00	47,292
Ng, F.	Instructional Faculty - AY	1.00	87,756
Pryor, J.	Instructional Faculty - AY	<u>1.00</u>	<u>81,036</u>
<b>Total Faculty</b>		7.00	498,072
<b>STAFF</b>			
Lowe, K.	Administrative Support Assistant - 10/12 month	<u>0.50</u>	<u>14,466</u>
<b>Total Staff</b>		0.50	14,466
<b>TOTAL DEPARTMENT OF ANTHROPOLOGY</b>		<b>7.50</b>	<b>512,538</b>

**DEPARTMENT OF CHICANO - LATINO STUDIES**

**FACULTY**

Figueroa, M.	Instructional Faculty - AY	1.00	82,752
Martinez, E.	Instructional Faculty - AY (FERP AY 2005/2006)	0.50	41,220
Perez, C.	Department Chair - AY	0.28	18,582
Perez, C.	Instructional Faculty - AY	0.72	47,718
Torres, V.	Instructional Faculty - AY	<u>1.00</u>	<u>65,448</u>
<b>Total Faculty</b>		3.50	255,720

**STAFF**

Swift, E.	Administrative Support Coordinator - 12 month	<u>1.00</u>	<u>40,440</u>
<b>Total Staff</b>		1.00	40,440

**TOTAL DEPARTMENT OF CHICANO - LATINO STUDIES**

**4.50 296,160**

**DEPARTMENT OF CRIMINOLOGY**

**FACULTY**

Burge, J.	Instructional Faculty - AY (FERP Fall 2005)	0.50	41,466
Dull, R.	Instructional Faculty - AY	1.00	83,196
Dussich, J.	Instructional Faculty - AY	1.00	70,380
English, P.	Instructional Faculty - AY	1.00	52,788
Futrell, M.	Instructional Faculty - AY (FERP Spring 2006)	0.50	47,166
Hickey, E.	Instructional Faculty - AY	1.00	83,160
Jackson, J.	Instructional Faculty - AY	1.00	82,764
Kissner, M.	Instructional Faculty - AY	1.00	53,832
Masters, R.	Instructional Faculty - AY	1.00	88,596
Muscat, B.	Instructional Faculty - AY	1.00	54,864
Owen, B.	Instructional Faculty - AY	1.00	83,460
Perez, R.	Instructional Faculty - AY (FERP AY 2005/2006)	0.25	22,125
Schweizer, H.	Instructional Faculty - AY	1.00	65,172
Skrapec, C.	Instructional Faculty - AY	1.00	71,976
Walker, S.	Department Chair - AY	0.50	46,956
Walker, S.	Instructional Faculty - AY	0.50	39,534
Wallace, P.	Instructional Faculty - AY	1.00	87,240
Wint, A.	Instructional Faculty - AY	<u>1.00</u>	<u>81,468</u>
<b>Total Faculty</b>		15.25	1,156,143

**STAFF**

Karastathas-Morrow, P.	Administrative Support Assistant - 12 month	0.75	23,265
Zechman, A.	Administrative Support Coordinator - 10/12	<u>1.00</u>	<u>30,624</u>
<b>Total Staff</b>		1.75	53,889

**TOTAL DEPARTMENT OF CRIMINOLOGY**

**17.00 1,210,032**

**DEPARTMENT OF ECONOMICS**

**FACULTY**



**CALIFORNIA STATE UNIVERSITY, FRESNO**  
**SALARIES AS OF NOVEMBER, 2005**

NAME	CLASS	TIMEBASE	ANNUAL SALARY
Avalos-Huera, A.	Instructional Faculty - AY	1.00	49,176
Birdyshaw, E.	Instructional Faculty - AY	1.00	53,832
Cypher, J.	Instructional Faculty - AY (FERP Spring 2006)	0.50	43,356
Fayazmanesh, S.	Instructional Faculty - AY	1.00	64,392
Leet, D.	Instructional Faculty - AY	0.72	65,820
Leet, D.	Department Chair - AY	<u>0.28</u>	<u>24,972</u>
<b>Total Faculty</b>		4.50	301,548
<b>STAFF</b>			
McCulloch, S.	Administrative Support Coordinator - 12 month	<u>1.00</u>	<u>37,308</u>
<b>Total Staff</b>		1.00	37,308
<b>TOTAL DEPARTMENT OF ECONOMICS</b>		<b>5.50</b>	<b>338,856</b>
<b>DEPARTMENT OF AFRICANA &amp; AMERICAN INDIAN STD PRG</b>			
<b>FACULTY</b>			
Mikell, R.	Instructional Faculty - AY (FERP Fall 2005)	0.50	43,320
Oheneba-Sakvi, Y.	Department Chair - AY	0.28	20,520
Oheneba-Sakvi, Y.	Instructional Faculty - AY	0.72	54,012
Schettler, M.	Instructional Faculty - AY	<u>1.00</u>	<u>51,060</u>
<b>Total Faculty</b>		2.50	168,912
<b>TOTAL DEPARTMENT OF ETHNIC STUDIES PROGRAM</b>		<b>2.50</b>	<b>168,912</b>
<b>DEPARTMENT OF GEOGRAPHY</b>			
<b>FACULTY</b>			
Calvarese, M.	Instructional Faculty - AY	1.00	51,000
Kus, J.	Instructional Faculty - AY	1.00	95,184
Leung, C.	Instructional Faculty - AY	1.00	79,068
Norsworthy, s.	Instructional Faculty - AY (FERP Spring 2006)	0.50	41,778
Omolayo, A.	Department Chair - AY	0.28	19,524
Omolayo, A.	Instructional Faculty - AY	0.72	51,348
Quinn, J.	Instructional Faculty - AY	<u>0.50</u>	<u>41,448</u>
<b>Total Faculty</b>		5.00	379,350
<b>STAFF</b>			
Sandoval, S.	Administrative Support Coordinator --12 month	<u>1.00</u>	<u>40,572</u>
<b>Total Staff</b>		1.00	40,572
<b>TOTAL DEPARTMENT OF GEOGRAPHY</b>		<b>6.00</b>	<b>419,922</b>
<b>DEPARTMENT OF HISTORY</b>			
<b>FACULTY</b>			
Arvanigian, M.	Instructional Faculty - AY	1.00	49,680
Cady, D.	Instructional Faculty - AY	1.00	48,648
Denbeste-Barnett, M.	Department Chair - AY	0.54	32,088
Denbeste-Barnett, M.	Instructional Faculty - AY	0.46	27,672
Fields, J.	Instructional Faculty - AY	0.50	30,588
Ford, B.	Instructional Faculty - AY	1.00	47,616
Hudson, D.	Instructional Faculty - AY (FERP Fall 2005)	0.50	42,018
Jordine, M.	Instructional Faculty - AY	1.00	51,756
Kendall, J.	Instructional Faculty - AY (FERP AY 2005/2006)	0.50	42,090
Lackie, P.	Instructional Faculty - AY	1.00	59,808
Lopez, M.	Instructional Faculty - AY	1.00	50,976
Luna, J.	Instructional Faculty - AY	1.00	85,308
Simba, M.	Instructional Faculty - AY	1.00	88,596
Skuban, W.	Instructional Faculty - AY	1.00	53,808
Smith, E.	Instructional Faculty - AY (FERP Spring 2006)	<u>0.50</u>	<u>44,316</u>

**CALIFORNIA STATE UNIVERSITY, FRESNO**  
**SALARIES AS OF NOVEMBER, 2005**

NAME	CLASS	TIMEBASE	ANNUAL SALARY
<b>Total Faculty</b>		12.00	754,968
<b>STAFF</b>			
Ricardo, A.	Administrative Support Coordinator - 12 month	1.00	43,260
Watson, J.	Administrative Support Assistant - 12 month	<u>0.50</u>	<u>15,798</u>
<b>Total Staff</b>		1.50	59,058
<b>TOTAL DEPARTMENT OF HISTORY</b>		<b>13.50</b>	<b>814,026</b>
<b>DEPARTMENT OF POLITICAL SCIENCE</b>			
<b>FACULTY</b>			
Abosch, Y.	Instructional Faculty - AY	1.00	49,704
Cha, M.	Instructional Faculty - AY (FERP AY 2005/2006)	0.50	41,286
Cline, K.	Instructional Faculty - AY	1.00	47,616
Evans Jr., A.	Instructional Faculty - AY (FERP AY 2005/2006)	0.50	43,116
HagamanCummings, J.	Instructional Faculty - AY	1.00	48,660
Hansen, K.	Instructional Faculty - AY	1.00	51,756
Holyoke, T.	Instructional Faculty - AY	1.00	48,648
Mardon, R.	Department Chair - AY	0.27	23,907
Mardon, R.	Instructional Faculty - AY	0.73	64,149
Schechter, D.	Instructional Faculty - AY	1.00	53,904
Somma, M.	Instructional Faculty - 12 month	<u>0.25</u>	<u>21,633</u>
<b>Total Faculty</b>		8.25	494,379
<b>STAFF</b>			
Epperson, V.	Administrative Support Coordinator - 12 month	1.00	39,540
Montanye, E.	Administrative Support Coordinator - 12 month	<u>1.00</u>	<u>40,584</u>
<b>Total Staff</b>		2.00	80,124
<b>TOTAL DEPARTMENT OF POLITICAL SCIENCE</b>		<b>10.25</b>	<b>574,503</b>
<b>DEPARTMENT OF SOCIOLOGY</b>			
<b>FACULTY</b>			
Fu, Z.	Instructional Faculty - AY	1.00	55,896
Gonsoulin, M.	Instructional Faculty - AY	1.00	48,648
Helsel, D.	Instructional Faculty - AY	1.00	59,640
Jendian, M.	Instructional Faculty - AY	1.00	51,000
Kubal, T.	Instructional Faculty - AY	1.00	48,552
McLeod, A.	Instructional Faculty - AY (FERP Spring 2006)	0.50	41,598
Nelson, E.	Instructional Faculty - AY	1.00	83,748
Palacio, R.	Department Chair - AY	0.28	23,919
Palacio, R.	Instructional Faculty - AY	0.72	62,829
Tinker, J.	Instructional Faculty - AY (FERP AY 2005/2006)	0.50	41,340
Washburne, C.	Instructional Faculty - AY (FERP Fall 2005)	<u>0.50</u>	<u>39,534</u>
<b>Total Faculty</b>		8.50	556,704
<b>TOTAL DEPARTMENT OF SOCIOLOGY</b>		<b>8.50</b>	<b>556,704</b>
<b>DEPARTMENT OF WOMEN'S STUDIES PROGRAM</b>			
<b>FACULTY</b>			
Forbes, K.	Instructional Faculty - AY	1.00	53,472
Kuo, L.	Department Chair - AY	1.00	73,440
Kensinger, L.	Department Chair - AY	0.28	17,946
Kensinger, L.	Instructional Faculty - AY	0.72	48,006
Slagter, J.	Instructional Faculty - AY	<u>1.00</u>	<u>59,388</u>
<b>Total Faculty</b>		4.00	252,252
<b>TOTAL DEPARTMENT OF WOMEN'S STUDIES PROGRAM</b>		<b>4.00</b>	<b>259,240</b>

**CALIFORNIA STATE UNIVERSITY, FRESNO**  
**SALARIES AS OF NOVEMBER, 2005**

NAME	CLASS	TIMEBASE	ANNUAL SALARY
<b>TOTAL COLLEGE OF SOCIAL SCIENCES</b>		<b>86.00</b>	<b>5,447,023</b>
<b>COLLEGE OF AGRICULTURAL SCIENCES AND TECHNOLOGY</b>			
<b>OFFICE OF THE DEAN</b>			
<b>MANAGEMENT</b>			
Bartell, D.	Administrator IV	1.00	132,132
Fasse, W.	Administrator III	<u>0.75</u>	<u>77,184</u>
<b>Total Management</b>		1.75	209,316
<b>STAFF</b>			
Bacon, D.	Instructional Support Technician III	1.00	55,080
Biggert, D.	Administrative Support Coordinator - 12 month	1.00	44,436
Miyasaki, D.	Information Technology Consultant - 12 month	1.00	67,884
Olivas, M.	Administrative Support Assistant -12 month	1.00	34,812
Simis, C.	Administrative Analyst/Specialist - 12 month	1.00	71,316
Upton, M.	Administrative Support Assistant -12 month	1.00	29,748
We;cj, J.	Administrative Support Coordinator - 12 month	<u>1.00</u>	<u>36,744</u>
<b>Total Staff</b>		7.00	340,020
<b>TOTAL OFFICE OF THE DEAN</b>		<b>8.75</b>	<b>549,336</b>
<b>DEPARTMENT OF AGRICULTURAL ECONOMICS</b>			
<b>FACULTY</b>			
Cothorn, J.	Instructional Faculty - AY (FERP Fall 2005)	0.50	44,388
Deng, X.	Instructional Faculty - AY	1.00	55,656
Mason, H.	Department Chair - AY	0.27	23,673
Mason, H.	Instructional Faculty - AY	0.73	63,579
Minami, D.	Instructional Faculty - AY	1.00	82,956
Shields, J.	Instructional Faculty - AY (FERP AY 2005/2006)	0.50	42,570
Williams, R.	Instructional Faculty - AY	<u>1.00</u>	<u>64,956</u>
<b>Total Faculty</b>		5.00	377,778
<b>STAFF</b>			
Fitz Gibbon, C.	Administrative Support Coordinator - 12 month	<u>1.00</u>	<u>39,264</u>
<b>Total Staff</b>		1.00	39,264
<b>TOTAL DEPARTMENT OF AGRICULTURAL ECONOMICS</b>		<b>6.00</b>	<b>417,042</b>
<b>DEPARTMENT OF ANIMAL SCIENCES AND AGRICULTURAL EDUCATION</b>			
<b>FACULTY</b>			
Henson, J.	Instructional Faculty - 12 month	1.00	54,612
Parham, A.	Department Chair - 12 month	0.26	25,140
Parham, A.	Instructional Faculty - 12 month	0.74	72,444
Perry, R.	Instructional Faculty - 12 month	1.00	95,076
Robison, J.	Instructional Faculty - 12 month	1.00	95,652
Rocca, S.	Instructional Faculty - 12 month	1.00	65,760
Rodiek, A.	Instructional Faculty - 12 month	1.00	98,208
Thomas, M.	Instructional Faculty - 12 month	1.00	98,916
Vaughn, R.	Instructional Faculty - 12 month	1.00	89,784
Williamson, S.	Instructional Faculty - 12 month	<u>1.00</u>	<u>96,384</u>
<b>Total Faculty</b>		9.00	791,976
<b>STAFF</b>			
Daily, S.	Administrative Support Coordinator - 12 month	<u>1.00</u>	<u>34,656</u>
<b>Total Staff</b>		1.00	34,656
<b>TOTAL DEPARTMENT OF ANIMAL SCIENCES AND AGRICULTURAL EDUCATION</b>		<b>10.00</b>	<b>826,632</b>



**CALIFORNIA STATE UNIVERSITY, FRESNO**  
**SALARIES AS OF NOVEMBER, 2005**

NAME	CLASS	TIMEBASE	ANNUAL SALARY
<b>DEPARTMENT OF CHILD, FAMILY AND CONSUMER SCIENCES</b>			
<b>FACULTY</b>			
Berrett, R.	Instructional Faculty - AY (FERP Fall 2005)	0.50	43,836
Dilbeck, N.	Instructional Faculty - AY (FERP Fall 2005)	0.50	42,402
Fasse, W.	Department Chair - 12 month	0.07	5,868
Fasse, W.	Instructional Faculty - 12 month	0.18	14,475
Jackson, C.	Instructional Faculty - AY (FERP Spring 2006)	0.50	42,369
Jones, M.	Instructional Faculty - AY	1.00	63,408
Ramos, K.	Instructional Faculty - AY	1.00	51,756
Reid, K.	Instructional Faculty - AY	<u>1.00</u>	<u>64,044</u>
<b>Total Faculty</b>		4.75	328,158
<b>STAFF</b>			
Rossette, B.	Administrative Support Coordinator - 12 month	1.00	34,776
Wilson, N.	Instructional Support Assistant II	<u>0.50</u>	<u>15,708</u>
<b>Total Staff</b>		1.50	50,484
<b>TOTAL DEPARTMENT OF CHILD, FAMILY AND CONSUMER SCIENCES</b>		<b>6.25</b>	<b>378,642</b>
<b>DEPARTMENT OF FOOD SCIENCE AND NUTRITION</b>			
<b>FACULTY</b>			
Choudhury, G.	Instructional Faculty - 12 month	1.00	80,940
Dormedy, E.	Instructional Faculty - AY	1.00	61,080
Ferris, D.	Instructional Faculty - AY	1.00	70,260
Kim, J.	Instructional Faculty - AY (FERP Fall 2005)	0.50	40,596
Witte, S.	Department Chair - AY	0.27	21,672
Witte, S.	Instructional Faculty - AY	<u>0.73</u>	<u>58,440</u>
<b>Total Faculty</b>		4.50	332,988
<b>STAFF</b>			
Takahashi, C.	Administrative Support Coordinator - 12 month	1.00	40,572
Tom, H.	Instructional Support Assistant II	<u>0.50</u>	<u>14,190</u>
<b>Total Staff</b>		1.50	54,762
<b>TOTAL DEPARTMENT OF FOOD SCIENCE AND NUTRITION</b>		<b>6.00</b>	<b>387,750</b>
<b>DEPARTMENT OF INDUSTRIAL TECHNOLOGY</b>			
<b>FACULTY</b>			
Au, T.	Department Chair - AY	0.27	24,228
Au, T.	Instructional Faculty - AY	0.73	65,544
Cullen, C.	Instructional Faculty - AY (FERP Spring 2006)	0.50	39,528
Paglierani, G.	Instructional Faculty - AY (FERP Spring 2006)	0.50	39,270
Yen, M.	Instructional Faculty - AY	<u>1.00</u>	<u>86,484</u>
<b>Total Faculty</b>		3.00	255,054
<b>STAFF</b>			
Broderick, M.	Administrative Support Coordinator - 12 month	<u>1.00</u>	<u>32,784</u>
<b>Total Staff</b>		1.00	32,784
<b>TOTAL DEPARTMENT OF INDUSTRIAL TECHNOLOGY</b>		<b>4.00</b>	<b>287,838</b>
<b>DEPARTMENT OF PLANT SCIENCE</b>			
<b>FACULTY</b>			
Benes, S.	Instructional Faculty - AY	1.00	65,628
Bushoven, J.	Instructional Faculty - AY	1.00	51,852
Farrar, J.	Department Chair - 12 month	0.26	19,176
Farrar, J.	Instructional Faculty - 12 month	0.74	54,648
Krauter, C.	Instructional Faculty - 12 month	1.00	94,692
Lawson, A.	Instructional Faculty - AY	1.00	52,212

**CALIFORNIA STATE UNIVERSITY, FRESNO**  
**SALARIES AS OF NOVEMBER, 2005**

NAME	CLASS	TIMEBASE	ANNUAL SALARY
Ramsdale, B.	Instructional Faculty - AY	1.00	50,196
Roberts, B.	Instructional Faculty - 12 month	<u>1.00</u>	<u>87,876</u>
<b>Total Faculty</b>		7.00	476,280
<b>STAFF</b>			
Miyasaki, M.	Administrative Support Coordinator - 12 month	<u>1.00</u>	<u>34,296</u>
<b>Total Staff</b>		1.00	34,296
<b>TOTAL DEPARTMENT OF PLANT SCIENCE</b>		<b>8.00</b>	<b>510,576</b>
<b>VITICULTURE &amp; ENOLOGY</b>			
<b>FACULTY</b>			
Badr, S.	Instructional Faculty - AY (FERP Fall 2005)	0.50	43,632
Fugelsang, K.	Instructional Faculty - 12 month	1.00	86,688
Gu, S.	Instructional Faculty - 12 month	1.00	73,476
Thornton, R.	Instructional Faculty - AY	1.00	79,068
Wample, R.	Department Chair - 12 month	0.26	34,209
Wample, R.	Instructional Faculty - 12 month	<u>0.74</u>	<u>99,651</u>
<b>Total Faculty</b>		4.50	416,724
<b>STAFF</b>			
Chrisman, H.	Administrative Support Coordinator - 12 month	<u>1.00</u>	<u>41,004</u>
<b>Total Staff</b>		1.00	41,004
<b>TOTAL VITICULTURE &amp; ENOLOGY</b>		<b>5.50</b>	<b>457,728</b>
<b>TOTAL COLLEGE OF AGRICULTURAL SCIENCES AND TECHNOLOGY</b>		<b>54.50</b>	<b>3,815,544</b>
<b>COLLEGE OF ARTS AND HUMANITIES</b>			
<b>OFFICE OF THE DEAN</b>			
<b>MANAGEMENT</b>			
Diaz, J.	Administrator III	1.00	106,356
Samian, V.	Administrator IV	<u>1.00</u>	<u>131,004</u>
<b>Total Management</b>		2.00	237,360
<b>STAFF</b>			
Bartsch, R.	Instructional Support Assistant II	1.00	30,240
Chase, R.	Equipment Systems Specialist - 12 month	1.00	45,408
Dennis, L.	Administrative Support Assistant - 12 month	0.75	25,632
Freeman, G.	Administrative Support Coordinator - 12 month	1.00	41,724
Gaines, D.	Information Technology Consultant - 12 month	1.00	66,828
Hulst, J.	Administrative Analyst/Specialist - 12 month	1.00	46,980
Millar, C.	Administrative Analyst/Specialist - 12 month	<u>1.00</u>	<u>68,976</u>
<b>Total Staff</b>		6.75	325,788
<b>TOTAL OFFICE OF THE DEAN</b>		<b>8.75</b>	<b>563,148</b>
<b>ARMENIAN STUDIES PROGRAM</b>			
<b>FACULTY</b>			
Kouyomjian, D.	Instructional Faculty - AY (FERP Spring 2006)	<u>0.50</u>	<u>42,468</u>
<b>Total Faculty</b>		0.50	42,468
<b>TOTAL ARMENIAN STUDIES PROGRAM</b>		<b>0.50</b>	<b>42,468</b>
<b>DEPARTMENT OF ART &amp; DESIGN</b>			
<b>FACULTY</b>			
Anderson, L.	Instructional Faculty - AY	1.00	82,968
Brian, N.	Instructional Faculty - AY	1.00	86,592
Durette, P.	Instructional Faculty - AY	1.00	47,616

**CALIFORNIA STATE UNIVERSITY, FRESNO**  
**SALARIES AS OF NOVEMBER, 2005**

NAME	CLASS	TIMEBASE	ANNUAL SALARY
Fleming, P.	Instructional Faculty - AY	1.00	77,388
Gillum, E.	Instructional Faculty - AY	1.00	67,452
Hansen, D.	Instructional Faculty - AY	1.00	48,552
Hennings, P.	Instructional Faculty - AY (FERP Spring 2006)	0.50	41,880
Krejcar, S.	Instructional Faculty - AY	1.00	50,724
McDougall, T.	Instructional Faculty - AY (FERP Spring 2006)	0.50	40,488
McQuone, R.	Department Chair - AY	0.52	37,452
McQuone, R.	Instructional Faculty - AY	0.48	33,612
Meyer, L.	Instructional Faculty - AY	1.00	46,572
Nadaner, D.	Instructional Faculty - AY	1.00	87,528
Potter, N.	Instructional Faculty - AY	1.00	48,000
Reichert, R.	Instructional Faculty - AY (FERP Spring 2006)	0.50	42,498
Ryan, S.	Instructional Faculty - AY	1.00	57,576
Shields, C.	Instructional Faculty - AY	1.00	71,976
Strumwasser, G.	Instructional Faculty - AY	1.00	88,416
Valencia, M.	Instructional Faculty - AY	<u>1.00</u>	<u>48,552</u>
<b>Total Faculty</b>		16.50	1,105,842
<b>STAFF</b>			
Barnes, R.	Instructional Support Technician III	1.00	44,784
Smith, J.	Instructional Support Technician I	0.50	18,810
Suzuki, L.	Administrative Support Assistant - 12 month	1.00	27,840
Vail, L.	Administrative Support Coordinator - 12 month	<u>1.00</u>	<u>43,224</u>
<b>Total Staff</b>		3.50	134,658
<b>TOTAL DEPARTMENT OF ART &amp; DESIGN</b>		<b>20.00</b>	<b>1,240,500</b>
<b>DEPARTMENT OF COMMUNICATION</b>			
<b>FACULTY</b>			
Adams, K.	Department Chair - AY	0.52	46,356
Adams, K.	Instructional Faculty - AY	0.48	42,396
Ayotte, K.	Instructional Faculty - AY	1.00	46,368
Blair, D.	Instructional Faculty - AY	1.00	58,992
Cagle, J.	Instructional Faculty - AY	1.00	86,112
Conlee, C.	Instructional Faculty - AY	1.00	83,268
Fowler, C.	Instructional Faculty - AY	1.00	45,156
Frleigh, D.	Instructional Faculty - AY	1.00	81,660
Moore, S.	Instructional Faculty - AY	1.00	65,808
Moreman, S.	Instructional Faculty - AY	1.00	46,332
Powell, R.	Instructional Faculty - AY	1.00	86,220
Tannenbaum, S.	Instructional Faculty - AY	1.00	53,604
Ullmann, W.	Instructional Faculty - AY (FERP AY 2005/2006)	<u>0.50</u>	<u>41,550</u>
<b>Total Faculty</b>		11.50	783,822
<b>STAFF</b>			
Nagel, K.	Administrative Support Coordinator - 12 month	<u>1.00</u>	<u>41,208</u>
<b>Total Staff</b>		1.00	41,208
<b>TOTAL DEPARTMENT OF COMMUNICATION</b>		<b>12.50</b>	<b>825,030</b>
<b>DEPARTMENT OF ENGLISH</b>			
<b>FACULTY</b>			
Adisasmito-Smith, S.	Instructional Faculty - AY	1.00	49,176
Alexander, L.	Instructional Faculty - AY	1.00	82,848
Bernthal, C.	Instructional Faculty - AY	1.00	85,248
Beynon, J.	Instructional Faculty - AY	1.00	48,864
Caughlan, S.	Instructional Faculty - AY	1.00	48,132



**CALIFORNIA STATE UNIVERSITY, FRESNO**  
**SALARIES AS OF NOVEMBER, 2005**

NAME	CLASS	TIMEBASE	ANNUAL SALARY
Chua, C.	Instructional Faculty - AY (FERP Fall 2005)	0.50	42,714
Crisco, V.	Instructional Faculty - AY	1.00	46,248
Faderman, L.	Instructional Faculty - AY (FERP Spring 2006)	0.50	46,884
Gilewicz, M.	Instructional Faculty - AY	1.00	77,304
Godfrey, K.	Instructional Faculty - AY	1.00	58,200
Hales, C.	Instructional Faculty - AY	1.00	83,844
Hales, J.	Instructional Faculty - AY	1.00	84,240
Hansen, R.	Instructional Faculty - AY	1.00	70,200
Hendrix, L.	Instructional Faculty - AY	1.00	81,372
Henson, C.	Instructional Faculty - AY	1.00	82,884
Jenkins, R.	Instructional Faculty - AY	1.00	82,992
Johnson, J.	Instructional Faculty - AY	1.00	75,240
Michel, A.	Instructional Faculty - AY	1.00	46,404
Paul, M.	Instructional Faculty - AY	1.00	82,332
Rosenthal, J.	Instructional Faculty - AY (FERP Spring 2006)	0.50	40,710
Sanchez, R.	Instructional Faculty - AY	1.00	71,976
Skeen, T.	Instructional Faculty - AY	1.00	54,336
Tate, M.	Instructional Faculty - AY	1.00	81,540
Wall, C.	Instructional Faculty - AY	1.00	76,668
Walton, J.	Department Chair - AY	0.77	72,576
Walton, J.	Instructional Faculty - AY	0.23	22,140
Wang, B.	Instructional Faculty - AY	1.00	48,648
Wein, T.	Instructional Faculty - AY	1.00	48,552
Weston, L.	Instructional Faculty - AY	1.00	81,996
Yarbrough, J.	Instructional Faculty - AY	1.00	86,256
<b>Total Faculty</b>		27.50	1,960,524
<b>STAFF</b>			
Gribben, L.	Administrative Support Coordinator - 12 month	1.00	34,164
Rude, P.	Administrative Support Assistant - 12 month	1.00	24,948
Williams, K.	Administrative Support Assistant - 12 month	1.00	28,392
<b>Total Staff</b>		3.00	87,504
<b>TOTAL DEPARTMENT OF ENGLISH</b>		30.50	2,048,028
<b>DEPARTMENT OF FOREIGN LANGUAGE</b>			
<b>FACULTY</b>			
Amaral, J.	Instructional Faculty - AY	1.00	83,676
Avila, D.	Instructional Faculty - AY	1.00	46,248
Bergman, T.	Instructional Faculty - AY	1.00	46,248
Birch, B.	Department Chair - AY	0.23	20,076
Birch, B.	Instructional Faculty - AY	0.27	24,360
Chapman, H.	Instructional Faculty - AY	1.00	48,552
Doub, Y.	Instructional Faculty - AY	1.00	45,156
Engle, D.	Instructional Faculty - AY	1.00	82,068
Jimenez-Sandoval, S.	Instructional Faculty - AY	1.00	48,864
Kuhn, R.	Instructional Faculty - AY	1.00	84,492
Medina-Sancho, G.	Instructional Faculty - AY	1.00	46,680
Ross, D.	Instructional Faculty - AY (FERP AY 2005-06)	0.50	40,938
Thornton, B.	Instructional Faculty - AY	1.00	87,756
Zaragoza, C.	Instructional Faculty - AY	1.00	82,572
<b>Total Faculty</b>		12.00	787,686
<b>STAFF</b>			
Lewis, D.	Administrative Support Coordinator - 12 month	1.00	40,116
Streach, K.	Administrative Support Assistant - 12 month	1.00	23,676

**CALIFORNIA STATE UNIVERSITY, FRESNO**  
**SALARIES AS OF NOVEMBER, 2005**

NAME	CLASS	TIMEBASE	ANNUAL SALARY
<i>Total Staff</i>		2.00	63,792
<b>TOTAL DEPARTMENT OF FOREIGN LANGUAGE</b>		<b>14.00</b>	<b>851,478</b>
<b>DEPARTMENT OF LINGUISTICS</b>			
<b>FACULTY</b>			
Agbayani, B.	Instructional Faculty - AY	1.00	47,580
Birch, B.	Instructional Faculty - AY	0.50	40,140
Fulop, S.	Instructional Faculty - AY	1.00	49,164
Golston, C.	Instructional Faculty - AY	1.00	69,168
Lewis, W.	Instructional Faculty - AY	1.00	49,692
Lipp, E.	Department Chair - AY	0.53	46,068
Lipp, E.	Instructional Faculty - AY	0.47	41,652
McMenamin, G.	Instructional Faculty - AY (FERP Fall 2005)	0.50	42,006
Okamoto, S.	Instructional Faculty - AY	1.00	82,224
Raney, G.	Instructional Faculty - AY (FERP AY 2005/2006)	0.50	41,256
Thonus, T.	Instructional Faculty - AY	1.00	57,960
Wang, X.	Instructional Faculty - AY	1.00	49,164
Zeldis, J.	Instructional Faculty - AY (FERP AY 2005/2006)	<u>0.50</u>	<u>40,830</u>
<i>Total Faculty</i>		10.00	656,904
<b>STAFF</b>			
Bissett, D.	Administrative Support Coordinator - 12 month	1.00	36,528
Guthrie, T.	Administrative Support Coordinator - 10/12 month	<u>1.00</u>	<u>25,368</u>
<i>Total Staff</i>		2.00	61,896
<b>TOTAL DEPARTMENT OF LINGUISTICS</b>		<b>12.00</b>	<b>718,800</b>
<b>DEPARTMENT OF MASS COMMUNICATION AND JOURNALISM</b>			
<b>FACULTY</b>			
Asahina, R.	Instructional Faculty - AY	1.00	87,132
Atwood, R.	Instructional Faculty - AY	1.00	86,976
Egan, C.	Instructional Faculty - AY	1.00	54,336
Hart, R.	Instructional Faculty - AY (FERP Spring 2006)	0.50	39,822
Lewis, D.	Instructional Faculty - AY	1.00	85,752
McCluskey, M.	Instructional Faculty - AY	1.00	46,572
Miller, T.	Grant Related Instructional Faculty - AY	1.00	87,984
Pierce, T.	Instructional Faculty - AY	1.00	46,572
Priest, D.	Department Chair - AY	0.52	39,024
Priest, D.	Instructional Faculty - AY	0.48	35,592
Rice, G.	Instructional Faculty - AY	1.00	48,648
Tucker, J.	Instructional Faculty - AY (FERP Fall 2004)	0.50	96,852
Wilson, J.	Instructional Faculty - AY	<u>1.00</u>	<u>80,232</u>
<i>Total Faculty</i>		11.00	835,494
<b>STAFF</b>			
Anshutz, S.	Administrative Support Coordinator - 12 month	1.00	37,716
Gamez, D.	Administrative Support Assistant - 12 month	1.00	31,128
Rodriguez, R.	Desktop Pub/Graph Spec 12 month	0.50	14,838
Sellers-Erxleben, V.	Administrative Analyst/Specialist - 12 month	<u>1.00</u>	<u>42,744</u>
<i>Total Staff</i>		3.50	126,426
<b>TOTAL DEPARTMENT OF MASS COMMUNICATION AND JOURNALISM</b>		<b>14.50</b>	<b>961,920</b>
<b>DEPARTMENT OF MUSIC</b>			
<b>FACULTY</b>			
Beaman, M.	Instructional Faculty - AY	1.00	85,464
Boone, B.	Instructional Faculty - AY	1.00	58,992

996

**CALIFORNIA STATE UNIVERSITY, FRESNO**  
**SALARIES AS OF NOVEMBER, 2005**

NAME	CLASS	TIMEBASE	ANNUAL SALARY
Caldwell, M.	Instructional Faculty - AY	1.00	46,356
Darling, M.	Department Chair - AY	0.77	53,724
Darling, M.	Instructional Faculty - AY	0.23	16,272
Froelich, K.	Instructional Faculty - AY	1.00	46,572
Gilroy, G.	Instructional Faculty - 12 month	1.00	95,412
Hamre, A.	Instructional Faculty - AY	1.00	63,588
Hiebert, T.	Instructional Faculty - AY	1.00	81,948
Ishigaki, M.	Instructional Faculty - AY	1.00	79,068
Joseph-Weil, H.	Instructional Faculty - AY	1.00	84,264
Karr, J.	Instructional Faculty - AY	1.00	46,572
Lacy, R.	Instructional Faculty - AY	1.00	46,332
March, W.	Instructional Faculty - AY	1.00	67,488
Sutherland, L.	Instructional Faculty - AY (FERP AY 2005/2006)	0.50	43,614
Werz, A.	Instructional Faculty - AY	1.00	86,472
Wulfhorst, D.	Instructional Faculty - AY	<u>1.00</u>	<u>49,836</u>
<b>Total Faculty</b>		15.50	1,051,974
<b>STAFF</b>			
Davis, S.	Administrative Support Coordinator - 12 month	1.00	39,936
Keenan, V.	Performing Arts Tech 12 months	1.00	35,724
Kislenko, N	Accompanist II	1.00	31,356
McAllister, C.	Administrative Support Assistant - 12 month	<u>1.00</u>	<u>29,292</u>
<b>Total Staff</b>		4.00	136,308
<b>TOTAL DEPARTMENT OF MUSIC</b>		<b>19.50</b>	<b>1,188,282</b>
<b>DEPARTMENT OF PHILOSOPHY</b>			
<b>FACULTY</b>			
Amaral, P.	Instructional Faculty - AY	1.00	80,184
Bell, K.	Instructional Faculty - AY	1.00	81,744
Berliner, A.	Instructional Faculty - AY	1.00	84,372
Blakeley, D.	Instructional Faculty - AY (FERP Fall 2005)	0.50	42,552
Fiala, A.	Instructional Faculty - AY	1.00	56,928
Kessler, W.	Instructional Faculty - AY (FERP Fall 2005)	0.50	43,806
LaBossiere, B.	Instructional Faculty - AY	1.00	47,484
Maldonado, R.	Department Chair - AY	0.52	44,496
Maldonado, R.	Instructional Faculty - AY	0.48	40,644
Winant, T.	Instructional Faculty - AY	1.00	76,008
Wolf, M.	Instructional Faculty - AY	<u>1.00</u>	<u>47,604</u>
<b>Total Faculty</b>		9.00	645,822
<b>STAFF</b>			
Aparicio, R.	Administrative Support Coordinator - 12 month	<u>1.00</u>	<u>34,380</u>
<b>Total Staff</b>		1.00	34,380
<b>TOTAL DEPARTMENT OF PHILOSOPHY</b>		<b>10.00</b>	<b>680,202</b>
<b>DEPARTMENT OF THEATRE ARTS</b>			
<b>FACULTY</b>			
Baker, A.	Instructional Faculty - AY	1.00	51,852
Balint, K.	Instructional Faculty - AY	1.00	48,732
Carrion, D.	Instructional Faculty - AY	1.00	84,828
Ellis, T.	Instructional Faculty - AY	1.00	70,860
Emanuel, E.	Instructional Faculty - AY	1.00	90,432
Gibson, M.	Instructional Faculty - AY	1.00	50,028
Griffin, R.	Instructional Faculty - AY	1.00	84,480
Hunter, J.	Instructional Faculty - AY	1.00	60,528



**CALIFORNIA STATE UNIVERSITY, FRESNO**  
**SALARIES AS OF NOVEMBER, 2005**

NAME	CLASS	TIMEBASE	ANNUAL SALARY
McKinley, K.	Department Chair - AY	0.77	69,384
McKinley, K.	Instructional Faculty - AY	0.23	21,300
Miller, T.	Instructional Faculty - AY	1.00	90,084
Morin, K.	Instructional Faculty - AY	1.00	82,080
Myers, B.	Instructional Faculty - AY	1.00	86,736
Schroeder-Arce, R.	Instructional Faculty - AY	1.00	45,156
Seo, J.	Instructional Faculty - AY	<u>1.00</u>	<u>48,444</u>
<b>Total Faculty</b>		14.00	984,924
<b>STAFF</b>			
Bradshaw, S.	Performing Arts Tech - 10/12 month	1.00	31,896
Dyer, P.	Administrative Analyst/Specialist - 12 month	1.00	55,536
Hansen, M.	Performing Arts Tech - 12 month	1.00	45,324
Hernandez, A.	Administrative Support Coordinator - 12 month	1.00	46,656
Merriman, G.	Media Production Specialist 11/12	1.00	53,652
Riedel, M.	Performing Arts Tech - 10/12 month	<u>1.00</u>	<u>31,872</u>
<b>Total Staff</b>		6.00	264,936
<b>TOTAL DEPARTMENT OF THEATRE ARTS</b>		20.00	1,249,860

**MARCHING BAND**

**STAFF**

Raya, S.	Administrative Support Assistant - 12 month	<u>1.00</u>	<u>27,840</u>
<b>Total Staff</b>		1.00	27,840
<b>TOTAL MARCHING BAND</b>		1.00	27,840

**TOTAL COLLEGE OF ARTS AND HUMANITIES      163.25      10,397,556**

**DIVISION OF GRADUATE STUDIES**

**MANAGEMENT**

Dickerson, D.	Administrator IV	1.00	120,000
Vidoli, V.	Administrator IV	<u>1.00</u>	<u>138,216</u>
<b>Total Management</b>		2.00	258,216

**STAFF**

Aguilera, T.	Evaluator I	1.00	32,868
Bradshaw, C.	Desktop Publisher/Graphic Specialist - 12 month	1.00	34,008
Brazill, M.	Evaluator I	1.00	35,412
Fulton, S.	Administrative Analyst/Specialist - 12 month	1.00	66,132
Jauregui, D.	Administrative Support Assistant - 12 month	1.00	32,268
Martinez, H.	Administrative Analyst/Specialist - 12 month	1.00	42,468
Mello, G.	Evaluator I	1.00	42,756
Nasse, S.	Administrative Support Assistant - 12 month	1.00	31,488
Radke, C.	Administrative Analyst/Specialist - 12 month	1.00	47,364
Varela, M.	Student Services Professional IV	<u>1.00</u>	<u>54,252</u>
<b>Total Staff</b>		10.00	419,016

**TOTAL DIVISION OF GRADUATE STUDIES      12.00      677,232**

**PROVOST**

**OFFICE OF THE PROVOST**

**OFFICE OF THE PROVOST**

**MANAGEMENT**

Echeverria, J.	Administrator IV	1.00	175,884
Shipley, K.	Administrator IV	<u>1.00</u>	<u>144,900</u>
<b>Total Management</b>		2.00	320,784

**STAFF**

**CALIFORNIA STATE UNIVERSITY, FRESNO**  
**SALARIES AS OF NOVEMBER, 2005**

NAME	CLASS	TIMEBASE	ANNUAL SALARY
Aoki, R.	Administrative Support Coordinator - 12 month	1.00	36,468
Curry, E.	Administrative Support Coordinator - 12 month	1.00	36,468
Pawlowski, K.	Confidential Administrative Support - 12 month	1.00	<u>67,872</u>
<b>Total Staff</b>		3.00	140,808
<b>TOTAL OFFICE OF THE PROVOST</b>		5.00	<b>461,592</b>
<b>ACADEMIC SENATE</b>			
<b>STAFF</b>			
Hayes, S.	Administrative Support Assistant - 10/12 month	1.00	28,344
Wilson, D.	Administrative Analyst/Specialist - 12 month	1.00	<u>43,800</u>
<b>Total Staff</b>		2.00	72,144
<b>TOTAL ACADEMIC SENATE</b>		2.00	<b>72,144</b>
<b>TOTAL OFFICE OF THE PROVOST</b>		<b>7.00</b>	<b>533,736</b>
<b>ASSOCIATE VP OF ACADEMIC PLANNING</b>			
<b>AVP-ACADEMIC PLANNING</b>			
<b>MANAGEMENT</b>			
Nef, D.	Administrator IV	1.00	<u>120,636</u>
<b>Total Management</b>		1.00	120,636
<b>STAFF</b>			
Alvarez, F.	Administrative Support Coordinator - 12 month	1.00	36,864
Burkholder, A.	Information Technology Consultant - 12 month	1.00	55,512
Goto, L.	Administrative Analyst/Specialist - 12 month	1.00	52,032
Soares, J.	Administrative Support Coordinator - 12 month	1.00	<u>31,212</u>
<b>Total Staff</b>		4.00	175,620
<b>TOTAL AVP-ACADEMIC PLANNING</b>		5.00	<b>296,256</b>
<b>INSTITUTIONAL RESEARCH</b>			
<b>STAFF</b>			
Leimer, T.	Administrator II	1.00	<u>85,008</u>
<b>Total Staff</b>		1.00	85,008
<b>TOTAL INSTITUTIONAL RESEARCH</b>		1.00	<b>85,008</b>
<b>CIVIC ENGAGEMENT &amp; STUDENTS FOR COMMUNITY SERVICE</b>			
<b>STAFF</b>			
Brewer, D.	Administrative Support Assistant 12 month	0.50	15,846
Delpert, R.	Administrative Analyst/Specialist - 12 month	0.50	21,642
Studt, Trisha	Administrative Analyst/Specialist 12 month	1.00	<u>41,220</u>
<b>Total Staff</b>		2.00	78,708
<b>TOTAL CIVIC ENGAGEMENT &amp; STUDENTS FOR COMMUNITY SERVICE</b>		2.00	<b>78,708</b>
<b>CENTER FOR ENHANCEMENT OF TEACHING AND LEARNING (CETL)</b>			
<b>STAFF</b>			
Inthavong, J.	Administrative Support Coordinator - 12 month	1.00	<u>35,100</u>
<b>Total Staff</b>		1.00	35,100
<b>TOTAL CENTER FOR ENHANCEMENT OF TEACHING AND LEARNING (CETL)</b>		1.00	<b>35,100</b>
<b>SMITTCAMP FAMILY HONORS COLLEGE</b>			
<b>STAFF</b>			
Hardamon, L.	Administrative Support Coordinator - 12 month	1.00	44,820
Roby, S.	Administrative Support Assistant - 12 month	1.00	<u>33,360</u>
<b>Total Staff</b>		2.00	78,180
<b>TOTAL SMITTCAMP FAMILY HONORS COLLEGE</b>		2.00	<b>78,180</b>

**CALIFORNIA STATE UNIVERSITY, FRESNO**  
**SALARIES AS OF NOVEMBER, 2005**

NAME	CLASS	TIMEBASE	ANNUAL SALARY
<b>INTERDISCIPLINARY SPATIAL INFORMATION SYSTEMS (ISIS)</b>			
<b>MANAGEMENT</b>			
Slobodian, R.	Administrator II	1.00	75,744
<b>Total Management</b>		1.00	75,744
<b>STAFF</b>			
Matsumura, D.	Administrative Support Coordinator - 12 month	0.75	28,089
Yang, X.	Information Technology Consultant - 12 month	1.00	73,980
<b>Total Staff</b>		1.75	102,069
<b>TOTAL INTERDISCIPLINARY SPATIAL INFORMATION SYSTEMS (ISIS)</b>		<b>2.75</b>	<b>177,813</b>
<b>TOTAL ASSOCIATE VP OF ACADEMIC PLANNING</b>		<b>13.75</b>	<b>751,065</b>
<b>ACADEMIC RESOURCES</b>			
<b>ACADEMIC RESOURCES</b>			
<b>MANAGEMENT</b>			
Abhold, R.	Administrator II	0.75	73,206
<b>Total Management</b>		0.75	73,206
<b>STAFF</b>			
Landucci, L.	Administrative Analyst/Specialist - 12 month	1.00	50,028
Miller, N.	Administrative Analyst/Specialist - 12 month	1.00	65,436
Solano, J.	Information Technology Consultant - 12 month	1.00	43,728
Westbrook, D.	Information Technology Consultant - 12 month	1.00	74,844
<b>Total Staff</b>		4.00	234,036
<b>TOTAL ACADEMIC RESOURCES</b>		<b>4.75</b>	<b>307,242</b>
<b>LYLES CENTER FOR INNOVATION &amp; ENTREPRENEURSHIP</b>			
<b>STAFF</b>			
Kobata, N.	Administrative Support Assistant - 12 month	1.00	28,764
McCurry, H.	Administrative Support Coordinator - 12 month	0.75	24,444
Taylor, G.	Administrative Analyst/Specialist - 12 month	1.00	61,248
<b>Total Staff</b>		2.75	61,248
<b>TOTAL LYLES CENTER FOR INNOVATION &amp; ENTREPRENEURSHIP</b>		<b>2.75</b>	<b>61,248</b>
<b>TOTAL ACADEMIC RESOURCES</b>		<b>7.50</b>	<b>368,490</b>
<b>ACADEMIC PERSONNEL</b>			
<b>MANAGEMENT</b>			
Redd Williams, J.	Administrator III	1.00	120,000
<b>Total Management</b>		1.00	120,000
<b>STAFF</b>			
Higgs, R.	Administrative Analyst/Specialist - 12 month	1.00	42,744
Bendure, L.	Administrative Analyst/Specialist - 12 month	1.00	43,608
Uchiyama, K.	Administrative Support Assistant - 12 month	0.75	26,046
Volpp-Garcia, D.	Confidential Administrative Support - 12 month	1.00	59,928
<b>Total Staff</b>		3.75	172,326
<b>TOTAL ACADEMIC PERSONNEL</b>		<b>4.75</b>	<b>292,326</b>
<b>OFFICE OF COMMUNITY &amp; ECONOMIC DEVELOPMENT</b>			
<b>MANAGEMENT</b>			
Swearengin, A.	Administrator III	1.00	79,176
<b>Total Management</b>		1.00	79,176



**CALIFORNIA STATE UNIVERSITY, FRESNO**  
**SALARIES AS OF NOVEMBER, 2005**

NAME	CLASS	TIMEBASE	ANNUAL SALARY
<b>TOTAL OFFICE OF COMMUNITY &amp; ECONOMIC DEVELOPMENT</b>		<b>1.00</b>	<b>79,176</b>
<b>ASSOCIATE VP RESEARCH AND SPONSORED PROGRAMS</b>			
<b>GRANTS AND RESEARCH</b>			
<b>MANAGEMENT</b>			
Griffin, D.	Administrator II	1.00	90,252
Hunt, W.	Administrator II	1.00	65,568
McClanahan, T.	Administrator III	1.00	117,900
Sims, N.	Administrator II	<u>1.00</u>	<u>74,316</u>
<b>Total Management</b>		<b>4.00</b>	<b>348,036</b>
<b>STAFF</b>			
Carey, D.	Administrative Analyst/Specialist - 12 month	1.00	40,980
Roybal, C.	Administrative Support Assistant - 12 month	<u>1.00</u>	<u>27,840</u>
<b>Total Staff</b>		<b>2.00</b>	<b>68,820</b>
<b>TOTAL GRANTS AND RESEARCH</b>		<b>6.00</b>	<b>416,856</b>
<b>TOTAL ASSOCIATE VP RESEARCH AND SPONSORED PROGRAMS</b>		<b>6.00</b>	<b>416,856</b>
<b>INTERNATIONAL PROGRAMS</b>			
<b>STAFF</b>			
Hammar, L.	Administrative Analyst/Specialist - 12month	1.00	53,820
Romsa, M.	Administrative Support Coordinator -11/12 month	<u>1.00</u>	<u>31,740</u>
<b>Total Staff</b>		<b>2.00</b>	<b>85,560</b>
<b>TOTAL INTERNATIONAL PROGRAMS</b>		<b>2.00</b>	<b>85,560</b>
<b>TOTAL PROVOST</b>		<b>42.00</b>	<b>2,527,209</b>
<b>SUBTOTAL INSTRUCTION</b>		<b>754.30</b>	<b>50,374,996</b>
<b>ACADEMIC SUPPORT</b>			
<b>CSUF/COS CENTER VISALIA</b>			
<b>STAFF</b>			
Mafor, S.	Administrative Analyst/Specialist - 12 month	<u>1.00</u>	<u>42,420</u>
<b>Total Staff</b>		<b>1.00</b>	<b>42,420</b>
<b>TOTAL CSUF/COS CENTER VISALIA</b>		<b>1.00</b>	<b>42,420</b>
<b>CALIFORNIA AGRICULTURAL TECHNOLOGY INSTITUTE (CATI)</b>			
<b>MANAGEMENT</b>			
Bezerra, J.	Administrator II	1.00	82,668
Paggi, M.	Administrator II	1.00	92,256
Zoldoske, D.	Administrator II	<u>1.00</u>	<u>105,156</u>
<b>Total Management</b>		<b>3.00</b>	<b>280,080</b>
<b>STAFF</b>			
Cassell, Sharma, F.	Assoc, Acad & Instit Studies II	1.00	58,404
Deakin, D.	Administrative Analyst/Specialist - 12 month	1.00	50,124
Finley, L.	Administrative Support Coordinator - 12 month	1.00	31,836
Foote, S.	Administrative Support Coordinator - 12 month	1.00	29,400
Goorahoo, D.	Assoc, Acad & Instit Studies II	1.00	58,404
Howse, T.	Accounting Technician III	1.00	42,288
Irby, C.	Administrative Support Coordinator - 12 month	1.00	34,728
Jorgensen, G.	Research Technician III	1.00	63,816
Lopez, L.	Administrative Analyst/Specialist - 12 month	1.00	48,216

**CALIFORNIA STATE UNIVERSITY, FRESNO**  
**SALARIES AS OF NOVEMBER, 2005**

NAME	CLASS	TIMEBASE	ANNUAL SALARY
Munday, N.	Administrative Analyst/Specialist - 12 month	1.00	36,792
Naffziger, K.	Extended Education Specialist I	1.00	51,096
Norton, J.	Desktop Pub/Graph Spec 12 month	1.00	30,000
Oliphant, J.	Research Technician III	1.00	61,284
Olson, S.	Public Affairs/Comm Spec 12 month	1.00	50,712
Robinson, J.	Network Analyst, 12 month	1.00	60,000
Romero, M.	Administrative Support Assistant - 12 month	0.50	14,766
Tufenkjian, J.	Research Technician III	1.00	42,876
Wood, C.	Extended Education Specialist I	<u>1.00</u>	<u>43,260</u>
<b>Total Staff</b>		17.50	808,002
<b>TOTAL CALIFORNIA AGRICULTURAL TECHNOLOGY INSTITUTE (CATI)</b>		<b>20.50</b>	<b>1,088,082</b>

**AGRICULTURE RESEARCH INSTITUTE**

**STAFF**

Adhikari, D.	Research Technician I	<u>0.51</u>	<u>19,113</u>
<b>Total Staff</b>		0.51	19,113

**TOTAL AGRICULTURE RESEARCH INSTITUTE (ARI)**      **0.51**      **19,113**

**AGRICULTURAL OPERATIONS (FARM)**

**MANAGEMENT**

Downing, B.	Administrator II	1.00	71,940
Srinivasan, G	Administrator III	<u>1.00</u>	<u>100,008</u>
<b>Total Management</b>		2.00	171,948

**STAFF**

Avila, D.	Instructional Support Technician I	1.00	40,020
Carpenter, R.	Farm Maintenance Mechanic	1.00	58,572
Chavira, G.	Crop Technician II	1.00	38,628
Dietrich, K.	Farm Maintenance Mechanic	1.00	56,364
Dresser-Oakes, M.	Administrative Analyst Specialist - 12 month	1.00	42,744
Favagrossa, L.	Instructional Support Technician III	1.00	54,816
Gravano, P.	Farm Maintenance Mechanic	1.00	52,176
Horn, A.	Technician Trainee	1.00	24,432
Jones, D.	Livestock Technician II	1.00	47,916
Master, C.	Heavy Equipment Mechanic	1.00	55,320
Mosinski, M.	Farm Maintenance Mechanic	1.00	54,528
Moua, K.	Automotive and Equipment Mechanic	1.00	50,532
Reyes, E.	Lead Automotive and Equipment Mechanic	1.00	56,400
Salwasser, M.	Crop Technician II	1.00	51,084
Saunders, T.	Administrative Support Assistant - 12 month	1.00	30,024
Sexton, D.	Mechanics Helper	1.00	40,068
Wise, J.	Farm Maintenance Mechanic	<u>1.00</u>	<u>55,200</u>
<b>Total Staff</b>		17.00	808,824

**TOTAL AGRICULTURAL OPERATIONS (FARM)**      **19.00**      **980,772**

**LIBRARY : ADMINISTRATION**

**FACULTY**

Bochin, J.	Librarian - 12 month	1.00	94,932
Carpenter, A.	Librarian - 12 month	1.00	85,104
Doyle, C.	Librarian - 12 month	1.00	82,728
Fusich, M.	Librarian - 10 month	1.00	70,980

**CALIFORNIA STATE UNIVERSITY, FRESNO**  
**SALARIES AS OF NOVEMBER, 2005**

NAME	CLASS	TIMEBASE	ANNUAL SALARY
Gray, G.	Librarian - 12 month	1.00	55,080
Haffner, S.	Librarian - 12 month (FERP AY 2005/2006)	0.50	47,616
Hicks, C.	Librarian - 12 month	1.00	93,732
Labaugh, R.	Librarian - 12 month	1.00	81,756
Lau, T.	Librarian - 10 month	1.00	69,012
Majors, D.	Librarian - 12 month	1.00	94,032
Mitchell, C.	Librarian - 12 month (FERP Spring 2006)	0.50	40,362
Newell, P.	Librarian - 12 month	1.00	81,000
Park, H.	Librarian - 12 month	1.00	103,356
Popma, P.	Librarian - 12 month	1.00	85,908
Priebe Jr., P.	Librarian - 10 month	1.00	72,492
Smith, K.	Librarian - 12 month	1.00	80,340
Tillman, M.	Librarian - 10 month	1.00	72,864
Tyckoson, D.	Librarian - 12 month	1.00	99,936
Vang, V.	Librarian - 12 month	1.00	66,120
Zitterkopf, M.	Librarian - 12 month	1.00	93,660
<b>Total Faculty</b>		19.00	1,571,010
<b>MANAGEMENT</b>			
Gorman, M.	Administrator IV	1.00	142,872
Lavigna, P.	Administrator I	1.00	60,132
Morrison, M.	Administrator II	1.00	63,000
<b>Total Management</b>		3.00	266,004
<b>STAFF</b>			
Atwood, D.	Library Assistant II	1.00	34,020
Baker, V.	Administrative Support Assistant - 12 month	1.00	32,484
Bancroft, J.	Graphic Artist 12 month	1.00	53,376
Black, L.	Library Assistant II	1.00	43,680
Byrd, J.	Library Assistant II	1.00	37,068
Cheek, L.	Library Assistant III	1.00	47,244
Cheverton, D.	Library Assistant I	1.00	30,528
Clark, L.	Library Assistant III	1.00	46,632
Coffey, J.	Library Assistant III	1.00	46,680
Cota, I.	Library Assistant III	1.00	48,840
Cousineau, C.	Administrative Analyst/Specialist - 12 month	1.00	46,800
Crow, J.	Library Assistant II	1.00	34,956
Delbon, C.	Library Assistant III	1.00	46,752
Ebert, C.	Library Assistant I	1.00	30,060
Edwards, L.	Information Technology Consultant - 12 month	1.00	48,912
Estrada, O.	Library Assistant II	1.00	38,652
Fleming, C.	Library Assistant II	1.00	36,120
Flores, D.	Administrative Analyst/Specialist - 12 month	1.00	40,296
Gonzalez, M.	Library Assistant II	1.00	34,020
Griffith, A.	Administrative Support Coordinator - 12 month	1.00	37,080
Harada, G.	Administrative Analyst/Specialist - 12 month	1.00	52,500
Hendrix, E.	Library Assistant I	1.00	36,108
Hernandez, J.	Library Assistant III	1.00	46,260
Hill, J.	Facilities Worker	1.00	45,300
Hubbard, D.	Library Assistant II	1.00	42,768
Kline, K.	Library Assistant II	1.00	34,020
Lewis, S.	Library Assistant III	1.00	45,732
Lewis, T.	Library Assistant III	1.00	36,972
Lindegren, S.	Library Assistant I	1.00	30,056
Mangini, S.	Administrative Analyst/Specialist - 12 month	1.00	63,516



**CALIFORNIA STATE UNIVERSITY, FRESNO**  
**SALARIES AS OF NOVEMBER, 2005**

<b>NAME</b>	<b>CLASS</b>	<b>TIMEBASE</b>	<b>ANNUAL SALARY</b>
Morgan, P.	Library Assistant II	0.50	22,110
Olson, D.	Library Assistant II	1.00	38,016
Orr, S.	Library Assistant I	1.00	34,692
Parekh, P.	Operating Systems Analyst - 12 month	1.00	60,204
Pena, M.	Analyst/Programmer - 12 month	1.00	58,032
Pires, D.	Library Assistant IV	1.00	47,580
Reddin, C.	Library Assistant II	1.00	34,020
Reid-Johansson, R.	Library Assistant I	0.80	25,459
Renteria, C.	Library Assistant III	1.00	42,468
Shearer, R.	Library Assistant I	1.00	30,432
Takaragi, D.	Library Assistant II	1.00	38,016
Tarvin, C.	Library Assistant II	1.00	34,704
Taylor, D.	Library Assistant IV	1.00	50,916
Trejo, R.	Administrative Support Assistant - 12 month	1.00	36,192
Willis, K.	Administrative Support Assistant - 12 month	0.75	19,359
Yang, M.	Library Assistant II	<u>1.00</u>	<u>34,020</u>
<b>Total Staff</b>		45.05	1,853,652
<b>TOTAL LIBRARY : ADMINISTRATION</b>		<b>67.05</b>	<b>3,690,666</b>
<b>SUBTOTAL ACADEMIC SUPPORT</b>		<b>106.55</b>	<b>5,759,520</b>
<b><u>TOTAL ACADEMIC AFFAIRS</u></b>		<b><u>860.85</u></b>	<b><u>56,134,516</u></b>

**CALIFORNIA STATE UNIVERSITY, FRESNO**

**GENERAL FUND**

**2005/06 BUDGET SUMMARY**

<b>SCHOOL/DEPARTMENT</b>	<b>2004/05 Initial Budget</b>	<b>2004/05 Final Budget*</b>	<b>2004/05 Actual Expenditures</b>	<b>2005/06 Initial Budget</b>	<b>PY Carry Forward</b>
<b>STUDENT AFFAIRS</b>					
<i>Office of the VP Student Affairs</i>					
Vice President Of Student Affairs	\$671,382	\$648,244	\$582,992	\$450,290	\$65,252
Reserve	0	1,600,689	167	0	1,600,522
SAPS Project	0	0	99,026	0	(99,026)
Scholarships & Development	183,024	183,024	174,613	189,268	8,411
<i>Office of the VP Student Affairs</i>	<b>\$854,406</b>	<b>\$2,431,957</b>	<b>\$856,798</b>	<b>\$639,558</b>	<b>\$1,575,159</b>
<i>Student Health</i>					
University Health & Psychology Services	\$387,000	\$421,933	\$419,841	\$400,000	\$2,092
Services for Students with Disabilities	378,766	406,325	378,918	456,130	27,407
<i>Student Health</i>	<b>\$765,766</b>	<b>\$828,258</b>	<b>\$798,759</b>	<b>\$856,130</b>	<b>\$29,499</b>
<i>Enrollment Services</i>					
Enrollment Services	\$262,347	\$281,763	\$206,659	\$259,899	\$75,104
Admissions, Records & Evaluations	2,073,923	2,173,434	2,168,267	2,205,214	5,167
Office of Financial Aid	962,141	992,958	952,545	954,572	40,413
University Outreach	1,161,081	1,197,728	1,014,999	1,057,161	182,729
International Student Services	629,690	617,053	568,795	574,159	48,258
<i>Enrollment Services</i>	<b>\$5,089,182</b>	<b>\$5,262,936</b>	<b>\$4,911,265</b>	<b>\$5,051,005</b>	<b>\$351,671</b>
<i>Student Life</i>					
Student Activity & Leadership Development	\$204,342	\$205,491	\$202,134	\$245,330	\$3,357
Women's Resource Center	116,642	125,388	126,572	116,642	(1,184)
<i>Student Life</i>	<b>\$320,984</b>	<b>\$330,879</b>	<b>\$328,706</b>	<b>\$361,972</b>	<b>\$2,173</b>
<i>Academic Enhancement Services</i>					
Edu. Opportunity Prog. & Retention Support	\$862,488	\$898,754	\$866,630	\$810,788	\$32,124
Re-Entry Programs	91,248	95,520	94,605	91,248	915
Summer Bridge Program	180,000	250,071	74,640	144,825	175,431
Office Of Advising Services	269,970	314,115	296,006	328,414	18,109
Learning Assistance Center	195,504	221,013	220,796	244,056	217
Intensive Learning Experience	24,300	65,947	52,398	24,300	13,549
Testing Services	100,734	117,023	104,698	129,170	12,325
<i>Academic Enhancement Services</i>	<b>\$1,724,244</b>	<b>\$1,962,443</b>	<b>\$1,709,773</b>	<b>\$1,772,801</b>	<b>\$252,670</b>
<i>Career Services</i>	<b>\$307,189</b>	<b>\$362,550</b>	<b>\$357,371</b>	<b>\$424,887</b>	<b>\$5,179</b>
<b>TOTAL STUDENT AFFAIRS</b>	<b>\$9,061,771</b>	<b>\$11,179,023</b>	<b>\$8,962,672</b>	<b>\$9,106,353</b>	<b>\$2,216,351</b>

\* Final Budget includes Prior Year Carry Forward

# CALIFORNIA STATE UNIVERSITY FRESNO

## GENERAL FUND

### 2005-06 BUDGETS BY CATEGORY

SCHOOL/DEPARTMENT	Tenured Faculty	Lecturers, G/A, T/A	MPP	Staff & Temp Help	Students	Personal Serv Reserve	OEE	Total*
<b>STUDENT AFFAIRS</b>								
<i>Office of the VP Student Affairs</i>								
Vice President of Student Affairs			\$337,896	\$108,144	\$4,250			\$450,290
Reserve								\$0
SAPS Project								\$0
Scholarships & Development			73,564	91,704	13,500		10,500	\$189,268
<i>Office of the VP Student Affairs</i>	\$0	\$0	\$411,460	\$199,848	\$17,750	\$0	\$10,500	\$639,558
<i>Student Health</i>								
University Health & Psychology Serv	\$305,076						\$94,924	\$400,000
Services for Students with Disabilities			60,384	325,096	38,250		32,400	\$456,130
<i>Student Health</i>	\$305,076	\$0	\$60,384	\$325,096	\$38,250	\$0	\$127,324	\$856,130
<i>Enrollment Services</i>								
Enrollment Services			\$136,524	\$33,840			\$89,535	\$259,899
Admissions, Records & Evaluations			155,220	1,871,844	85,000		93,150	\$2,205,214
Office of Financial Aid			75,504	787,068	42,500		49,500	\$954,572
University Outreach			77,604	541,152	85,000		353,405	\$1,057,161
International Student Services	93,288		122,789	199,632	29,750		128,700	\$574,159
<i>Enrollment Services</i>	\$93,288	\$0	\$567,641	\$3,433,536	\$242,250	\$0	\$714,290	\$5,051,005
<i>Student Life</i>								
Student Activity & Leadership Develop				\$203,100	\$11,900		\$30,330	\$245,330
Women's Resource Center				88,992	19,550		8,100	\$116,642
<i>Student Life</i>	\$0	\$0	\$0	\$292,092	\$31,450	\$0	\$38,430	\$361,972
<i>Academic Enhancement Services</i>								
Educational Opp Prog & Retention			\$99,492	\$547,512	\$118,150		\$45,634	\$810,788
Re-Entry Programs				\$72,948	\$10,200		\$8,100	\$91,248
Summer Bridge Program							144,825	\$144,825
Office of Advising Services			65,116	260,868			2,430	\$328,414
Learning Assistance Center				181,476	56,100		6,480	\$244,056

\* Budgeted Salaries will not necessarily match position listing.  
Position Listings are a snap-shot of only one month.



# CALIFORNIA STATE UNIVERSITY FRESNO

## GENERAL FUND

### 2005-06 BUDGETS BY CATEGORY

SCHOOL/DEPARTMENT	Tenured Faculty	Lecturers, G/A, T/A	MPP	Staff & Temp Help	Students	Personal Serv Reserve	OEE	Total*
Intensive Learning Experience				16,200			8,100	\$24,300
Testing Services				125,000	2,550		1,620	\$129,170
								\$0
<b>Academic Enhancement Services</b>	<b>\$0</b>	<b>\$0</b>	<b>\$164,608</b>	<b>\$1,204,004</b>	<b>\$187,000</b>	<b>\$0</b>	<b>\$217,189</b>	<b>\$1,772,801</b>
<b>Career Services</b>			\$62,337	\$326,350	\$11,900		\$24,300	\$424,887
<b>TOTAL STUDENT AFFAIRS</b>	<b>\$398,364</b>	<b>\$0</b>	<b>\$1,266,430</b>	<b>\$5,780,926</b>	<b>\$528,600</b>	<b>\$0</b>	<b>\$1,132,033</b>	<b>\$9,106,353</b>

\* Budgeted Salaries will not necessarily match position listing.  
Position Listings are a snap-shot of only one month.

**CALIFORNIA STATE UNIVERSITY, FRESNO**  
**SALARIES AS OF NOVEMBER, 2005**

NAME	CLASS	TIMEBASE	ANNUAL SALARY
<b>STUDENT AFFAIRS</b>			
<b>VP STUDENT AFFAIRS</b>			
<b>VICE PRESIDENT OF STUDENT AFFAIRS</b>			
<b>MANAGEMENT</b>			
Coon, C.	Administrator III	1.00	83,664
Hernandez, R.	Administrator III	1.00	98,724
Oliaro, P.	Administrator IV	<u>1.00</u>	<u>165,372</u>
<b>Total Management</b>		3.00	347,760
<b>STAFF</b>			
Arguijo, A.	Administrative Analyst/Specialist - 12 month	1.00	49,668
Chaltraw, L.	Administrative Support Assistant - 12 month	<u>1.00</u>	<u>31,320</u>
<b>Total Staff</b>		2.00	80,988
<b>TOTAL VICE PRESIDENT OF STUDENT AFFAIRS</b>		<b>5.00</b>	<b>428,748</b>
<b>SA PS PROJECT</b>			
<b>STAFF</b>			
Martino, M.	Administrative Analyst/Specialist - 12 month	1.00	50,916
Ogden, B.	Administrative Analyst/Specialist - 12 month	<u>1.00</u>	<u>45,936</u>
<b>Total Staff</b>		2.00	96,852
<b>TOTAL SAPS PROJECT</b>		<b>2.00</b>	<b>96,852</b>
<b>SCHOLARSHIPS &amp; DEVELOPMENT</b>			
<b>MANAGEMENT</b>			
Deruosi, P.	Administrator II	<u>1.00</u>	<u>78,000</u>
<b>Total Management</b>		1.00	78,000
<b>STAFF</b>			
Tamura, L.	Administrative Analyst/Specialist - 12 month	1.00	50,856
Varela, G.	Administrative Analyst/Specialist - 12 month	<u>1.00</u>	<u>42,744</u>
<b>Total Staff</b>		2.00	93,600
<b>TOTAL SCHOLARSHIPS &amp; DEVELOPMENT</b>		<b>3.00</b>	<b>171,600</b>
<b>TOTAL VP STUDENT AFFAIRS</b>		<b>10.00</b>	<b>697,200</b>
<b>STUDENT HEALTH</b>			
<b>UNIVERSITY HEALTH &amp; PSYCHOLOGICAL SERVICES</b>			
<b>STAFF</b>			
Fu, J.	Student Services Professional, Academic Related III AY	1.00	79,428
Gechter, G.	Student Services Professional, Academic Related III	1.00	96,720
McAlister, B.	Student Services Professional, Academic Related III AY	1.00	71,532
Rangel, J.	Student Svcs Prof., Academic Related III - AY	<u>0.80</u>	<u>68,093</u>
<b>Total Staff</b>		3.80	315,773
<b>TOTAL UNIVERSITY HEALTH &amp; PSYCHOLOGICAL SERVICES</b>		<b>3.80</b>	<b>315,773</b>
<b>SERVICES FOR STUDENTS WITH DISABILITIES</b>			
<b>MANAGEMENT</b>			
Snee, C.	Administrator II	<u>1.00</u>	<u>62,496</u>
<b>Total Management</b>		1.00	62,496
<b>STAFF</b>			
Brown, J.	Student Services Professional II - 12 month	1.00	39,216
Church, T.	Student Services Professional III - 12 month	1.00	42,732
Holt, R.	Student Services Professional II - 12 month	1.00	39,216

**CALIFORNIA STATE UNIVERSITY, FRESNO**  
**SALARIES AS OF NOVEMBER, 2005**

NAME	CLASS	TIMEBASE	ANNUAL SALARY
Nijmeddin, R.	Administrative Support Assistant - 12 month	1.00	25,104
Saiz, L.	Administrative Support Coordinator - 12 month	<u>1.00</u>	<u>40,068</u>
<b>Total Staff</b>		5.00	186,336
<b>TOTAL SERVICES FOR STUDENTS WITH DISABILITIES</b>		6.00	248,832
<b>TOTAL STUDENT HEALTH</b>		9.80	564,605

**ENROLLMENT SERVICES**

**ENROLLMENT SERVICES**

<b>MANAGEMENT</b>			
Vinovrski, B.	Administrator III	<u>1.00</u>	<u>142,668</u>
<b>Total Management</b>		1.00	142,668
<b>STAFF</b>			
Rodriguez, L.	Administrative Support Coordinator - 12 month	<u>1.00</u>	<u>35,232</u>
<b>Total Staff</b>		1.00	35,232
<b>TOTAL ENROLLMENT SERVICES</b>		2.00	177,900

**ADMISSIONS, RECORDS AND EVALUATIONS**

<b>MANAGEMENT</b>			
Beddall, C.	Administrator II	1.00	67,356
Franco, V.	Administrator III	<u>1.00</u>	<u>93,660</u>
<b>Total Management</b>		2.00	161,016
<b>STAFF</b>			
Adame, M.	Administrative Support Assistant - 12 month	1.00	35,544
Alvarez, A.	Evaluator Trainee	1.00	31,416
Andrews, P.	Administrative Analyst/Specialist - 12 month	1.00	44,376
Ayala, C.	Administrative Support Coordinator - 12 month	1.00	39,408
Bagwell, C.	Administrative Support Assistant - 12 month	1.00	27,840
Barela, R.	Administrative Support Assistant - 12 month	1.00	34,632
Baum, H.	Analyst/Programmer - 12 month	1.00	53,892
Bellow, C.	Administrative Support Assistant - 12 month	1.00	33,228
Bennion, K.	Administrative Support Assistant - 12 month	1.00	35,040
Calderon, H.	Administrative Support Assistant - 12 month	1.00	36,024
Cusak-Schmauch, D.	Administrative Support Assistant - 12 month	1.00	27,840
Deaver, C.	Evaluator II	1.00	45,000
DeLeon, Y.	Administrative Analyst/Specialist - 12 month	1.00	66,912
Diaz, J.	Administrative Support Assistant - 12 month	1.00	27,840
Dunn, J.	Evaluator Trainee	1.00	31,416
Gonzalez, E.	Evaluator I	1.00	32,868
Gonzalez, L.	Evaluator I	1.00	39,912
Gutierrez, R.	Administrative Support Coordinator - 12 month	1.00	31,836
Harris, J.	Administrative Support Assistant - 12 month	1.00	23,676
Head, H.	Evaluator Trainee	1.00	31,416
Heuston, P.	Administrative Analyst/Specialist - 12 month	1.00	57,708
Huckabay, K.	Evaluator I	1.00	41,604
Iribe, H.	Administrative Support Assistant - 12 month	1.00	27,840
Jolly, M.	Administrative Support Coordinator - 12 month	1.00	31,836
Kirkland, B.	Student Services Professional IV - 12 month	1.00	54,840
Klute, E.	Administrative Analyst/Specialist - 12 month	1.00	54,504
Lazalde-Herrera, L.	Administrative Support Assistant - 12 month	1.00	35,904
Madrigal, P.	Administrative Support Assistant - 12 month	1.00	31,344
Miyasaki, I.	Administrative Support Coordinator - 12 month	1.00	33,744



**CALIFORNIA STATE UNIVERSITY, FRESNO**  
**SALARIES AS OF NOVEMBER, 2005**

NAME	CLASS	TIMEBASE	ANNUAL SALARY
Monreal, E.	Administrative Support Assistant - 12 month	1.00	28,392
Morales, L.	Administrative Support Coordinator - 12 month	1.00	39,012
Munguia, S.	Evaluator Trainee	1.00	31,416
Negrete, C.	Administrative Support Assistant - 12 month	1.00	34,272
Nelson, B.	Administrative Analyst/Specialist - 12 month	1.00	43,488
Odums, C.	Evaluator I	1.00	39,912
Olivarez, M.	Administrative Support Assistant - 12 month	1.00	37,428
Pappace, L.	Evaluator Trainee	1.00	31,416
Pardi, L.	Administrative Support Assistant - 12 month	1.00	27,840
Pettice, P.	Administrative Support Assistant - 12 month	1.00	35,904
Plum, C.	Administrative Support Assistant - 12 month	1.00	27,840
Price, S.	Evaluator I	1.00	41,432
Rios, F.	Administrative Support Coordinator - 12 month	1.00	40,572
Rodriguez, R.	Evaluator Trainee	1.00	31,416
Sayphengsy, P.	Administrative Analyst/Specialist - 12 month	1.00	47,964
Shears, M.	Administrative Analyst/Specialist - 12 month	1.00	42,744
Smith, J.	Administrative Support Assistant - 12 month	1.00	35,316
Statham-Doyle, M.	Student Services Professional IV - 12 month	1.00	59,652
Sunahara, R.	Administrative Support Assistant - 12 month	1.00	29,016
Weiner, P.	Evaluator Trainee	1.00	31,416
Yepez, M.	Administrative Support Assistant - 12 month	1.00	29,244
<b>Total Staff</b>		50.00	1,865,132
<b>TOTAL ADMISSIONS, RECORDS AND EVALUATIONS</b>		<b>52.00</b>	<b>2,026,148</b>

**OFFICE OF FINANCIAL AID**

**MANAGEMENT**

Hernandez, M. Administrator III

1.00 78,300

**Total Management**

1.00 78,300

**STAFF**

Brown, J.	Student Services Professional II - 12 month	1.00	44,496
Bui, H.	Administrative Support Assistant - 12 month	1.00	27,900
Cullers, C.	Student Personnel Technician, Financial Aid	1.00	34,908
Espinosa, M.	Student Services Professional I - 12 month	1.00	37,152
Ford, A.	Student Personnel Technician, Financial Aid	1.00	35,760
Hernandez-Gutierrez, D.	Administrative Support Assistant - 12 month	1.00	23,676
Loheide, G.	Administrative Analyst/Specialist - 12 month	1.00	61,128
Mata, C.	Student Personnel Technician, Financial Aid	1.00	41,304
McCully, K.	Student Services Professional I - 12 month	1.00	34,572
McDaniel, C.	Analyst/Programmer - 12 month	1.00	75,120
McReynolds, L.	Student Personnel Technician, Financial Aid	1.00	41,100
Medellin, N.	Student Services Professional II - 12 month	1.00	39,216
Morgan, A.	Student Personnel Technician, Financial Aid	0.50	40,148
Nomura, W.	Administrative Support Assistant - 12 month	1.00	23,208
Obata, R.	Student Services Professional I - 12 month	1.00	51,252
Obata, T.	Administrative Support Assistant - 12 month	1.00	27,960
Paul Jr., J.	Student Services Professional III - 12 month	1.00	54,552
Reza-Rogers, I.	Student Personnel Technician, Financial Aid	1.00	44,496
Wyatt, N.	Student Personnel Technician, Financial Aid	1.00	41,496

**Total Staff**

18.50 779,444

**TOTAL OFFICE OF FINANCIAL AID**

**19.50 857,744**

**UNIVERSITY OUTREACH  
MANAGEMENT**

**CALIFORNIA STATE UNIVERSITY, FRESNO**  
**SALARIES AS OF NOVEMBER, 2005**

NAME	CLASS	TIMEBASE	ANNUAL SALARY
Pena, F.	Administrator II	<u>1.00</u>	<u>81,024</u>
<b>Total Management</b>		1.00	81,024
<b>STAFF</b>			
Beddingfield, T.	Student Services Professional II - 12 month	1.00	52,872
Chacon, R.	Student Services Professional II - 12 month	1.00	42,840
Chavez, O.	Student Services Professional III - 10 month	1.00	44,580
Davis, N.	Administrative Support Assistant - 12 month	1.00	28,572
Garcia, D.	Student Services Professional III - 12 month	1.00	53,292
Hernandez, M.	Administrative Support Coordinator - 12 month	1.00	42,936
Jaschke, L.	Student Services Professional II - 12 month	1.00	45,180
Jauregui, J.	Student Service Professional II - 12 month	1.00	46,296
Maldonado, L.	Student Services Professional III - 12 month	1.00	55,356
Ortiz, S.	Administrative Analyst/Specialist - 12 month	1.00	40,812
Pacheco, L.	Student Services Professional II - 12 month	1.00	42,036
Tinoco, R.	Administrative Support Assistant - 12 month	1.00	27,840
Valverde, V.	Student Services Professional II - 12 month	1.00	46,284
Yang, P.	Student Services Professional II - 12 month	<u>1.00</u>	<u>39,216</u>
<b>Total Staff</b>		14.00	608,112
<b>TOTAL UNIVERSITY OUTREACH</b>		<b>15.00</b>	<b>689,136</b>
<b>INTERNATIONAL STUDENT SERVICES</b>			
<b>MANAGEMENT</b>			
Williams, C.	Administrator II	<u>1.00</u>	<u>64,656</u>
<b>Total Management</b>		1.00	64,656
<b>STAFF</b>			
Howard, K.	Student Services Professional Academic Related II - 12 mn	1.00	96,552
Jacques, S.	Administrative Analyst/Specialist - 12 month	1.00	66,480
Montejano, A.	Administrative Support Coordinator - 12 month	1.00	34,728
Ramos, T.	Administrative Support Coordinator - 12 month	1.00	38,580
Schouten, J.	Administrative Support Coordinator - 12 month	1.00	34,728
Trempp, A.	Administrative Support Coordinator - 12 month	<u>1.00</u>	<u>32,892</u>
<b>Total Staff</b>		6.00	303,960
<b>TOTAL INTERNATIONAL STUDENT SERVICES</b>		<b>7.00</b>	<b>368,616</b>
<b>TOTAL ENROLLMENT SERVICES</b>		<b>95.50</b>	<b>4,119,544</b>
<b>STUDENT LIFE</b>			
<b>STUDENT ACTIVITY &amp; LEADERSHIP DEVELOPMENT</b>			
<b>STAFF</b>			
Fisk, S.	Administrative Support Coordinator - 12 month	1.00	38,940
Nelson, G.	Student Services Professional IV - 12 month	<u>1.00</u>	<u>66,624</u>
<b>Total Staff</b>		2.00	105,564
<b>TOTAL STUDENT ACTIVITY &amp; LEADERSHIP DEVELOPMENT</b>		<b>2.00</b>	<b>105,564</b>
<b>WOMEN'S RESOURCE CENTER</b>			
<b>STAFF</b>			
Cantu, V.	Administrative Support Assistant - 12 month	1.00	35,484
Oputa, F.	Student Services Professional IV - 12 month	<u>1.00</u>	<u>56,556</u>
<b>Total Staff</b>		2.00	92,040
<b>TOTAL WOMEN'S RESOURCE CENTER</b>		<b>2.00</b>	<b>92,040</b>
<b>TOTAL STUDENT LIFE</b>		<b>4.00</b>	<b>197,604</b>

**CALIFORNIA STATE UNIVERSITY, FRESNO**  
**SALARIES AS OF NOVEMBER, 2005**

NAME	CLASS	TIMEBASE	ANNUAL SALARY
<b>ACADEMIC ENHANCEMENT SERVICES</b>			
<b>EDUCATIONAL OPPORTUNITY PROGRAM AND RETENTION SUPPORT</b>			
<b>MANAGEMENT</b>			
Benedict, B.	Administrator II	1.00	66,384
McDonald, M.	Administrator III	<u>1.00</u>	<u>104,472</u>
<b>Total Management</b>		2.00	170,856
<b>STAFF</b>			
Bowers-Hall, T.	Student Services Professional II - 12 month	1.00	40,908
Byrd, W.	Student Services Professional III - 12 month	1.00	52,260
Cordova, R.	Administrative Support Coordinator - 12 month	1.00	40,188
Garduque, T.	Student Services Professional III - 12 month	1.00	52,260
Jablon, D.	Administrative Support Assistant - 12 month	1.00	35,064
Laney, D.	Student Services Professional III - 12 month	1.00	44,448
Lor, J.	Student Services Professional I - 12 month	1.00	35,844
Moreno, R.	Student Services Professional IV - 12 month	1.00	59,652
Olivares, V.	Student Services Professional III - 12 month	1.00	53,832
Padilla, D.	Student Services Professional II - 12 month	1.00	39,216
Perez, I.	Student Services Professional II - 12 month	1.00	52,032
Provencio, M.	Student Services Professional III - 12 month	1.00	50,196
Vuong, M.	Student Services Professional II - 12 month	<u>1.00</u>	<u>50,088</u>
<b>Total Staff</b>		13.00	605,988
<b>TOTAL EDUCATIONAL OPPORTUNITY PROGRAM AND RETENTION SUPPORT</b>		<b>15.00</b>	<b>776,844</b>
<b>RE-ENTRY SERVICES</b>			
<b>STAFF</b>			
Oba, N.	Administrative Support Coordinator - 12 month	1.00	33,024
Pickett, B.	Student Services Professional III - 12 month	<u>0.80</u>	<u>41,808</u>
<b>Total Staff</b>		1.80	74,832
<b>TOTAL RE-ENTRY SERVICES</b>		<b>1.80</b>	<b>74,832</b>
<b>OFFICE OF ADVISING SERVICES</b>			
<b>STAFF</b>			
Castro, F.	Student Services Professional II - 12 month	1.00	39,216
Christensen, D.	Student Services Professional III - 12 month	1.00	45,336
Garcia, K.	Student Services Professional III - 12 month	1.00	43,176
Molina, K.	Student Services Professional II - 12 month	1.00	39,216
Smith, S.	Student Services Professional III - 12 month	1.00	57,744
Soto, M.	Student Services Professional II - 12 month	1.00	39,216
Tafolla, J.	Student Services Professional II - 12 month	<u>1.00</u>	<u>39,216</u>
<b>Total Staff</b>		7.00	303,120
<b>TOTAL OFFICE OF ADVISING SERVICES</b>		<b>7.00</b>	<b>303,120</b>
<b>LEARNING ASSISTANCE CENTER</b>			
<b>STAFF</b>			
Giuffrida, T.	Student Services Professional II - 12 month	0.50	19,614
Hildreth, S.	Student Services Professional IV - 12 month	1.00	65,952
Morgutia, I.	Administrative Support Assistant - 12 month	1.00	31,452
Villaluz, R.	Student Services Professional II - 12 month	<u>1.00</u>	<u>39,216</u>
<b>Total Staff</b>		3.50	156,234
<b>TOTAL LEARNING ASSISTANCE CENTER</b>		<b>3.50</b>	<b>156,234</b>

**CALIFORNIA STATE UNIVERSITY, FRESNO**  
**SALARIES AS OF NOVEMBER, 2005**

NAME	CLASS	TIMEBASE	ANNUAL SALARY
<b>TESTING SERVICES</b>			
<b>STAFF</b>			
Ensch, L.	Administrative Analyst/Specialist - 12 month	1.00	42,744
Stephenson, M.	Administrative Support Assistant - 12 month	<u>1.00</u>	<u>36,192</u>
<i>Total Staff</i>		2.00	78,936
<b>TOTAL TESTING SERVICES</b>		<b>2.00</b>	<b>78,936</b>
<b>TOTAL ACADEMIC ENHANCEMENT SERVICES</b>		<b>29.30</b>	<b>1,389,966</b>
<b>CAREER SERVICES</b>			
<b>MANAGEMENT</b>			
Bocchinfuso-Cohen, R.	Administrator II	<u>1.00</u>	<u>68,004</u>
<i>Total Management</i>		1.00	68,004
<b>STAFF</b>			
Dille, D.	Student Services Professional III - 12 month	1.00	57,744
Fitzgerald, D.	Student Services Professional III - 12 month	1.00	45,612
Galvan, M.	Administrative Support Assistant - 12 month	1.00	33,000
Olgin Jr., M.	Student Services Professional IV - 12 month	1.00	62,064
Velasquez, R.	Desktop Publisher/Graphics Specialist 10/12	0.60	15,998
Wolfe, A.	Student Services Professional III - 12 month	<u>1.00</u>	<u>56,904</u>
<i>Total Staff</i>		5.60	271,322
<b>TOTAL CAREER SERVICES</b>		<b>6.60</b>	<b>339,326</b>
<b>TOTAL STUDENT AFFAIRS</b>		<b>155.20</b>	<b>7,308,245</b>



**CALIFORNIA STATE UNIVERSITY, FRESNO**

**GENERAL FUND**

**2005/06 BUDGET SUMMARY**

<b>SCHOOL/DEPARTMENT</b>	<b>2004/05 Initial Budget</b>	<b>2004/05 Final Budget*</b>	<b>2004/05 Actual Expenditures</b>	<b>2005/06 Initial Budget</b>	<b>PY Carry Forward</b>
<b>ADMINISTRATIVE SERVICES</b>					
<b>VICE PRESIDENT ADMINISTRATION</b>					
<i>VP Administration</i>					
Vice President Administration	\$327,571	\$327,516	\$327,150	\$327,571	\$366
VPA General	1,085,998	1,792,809	(15,041)	581,167	1,807,850
<b>VP Administration</b>	<b>\$1,413,569</b>	<b>\$2,120,325</b>	<b>\$312,109</b>	<b>\$908,738</b>	<b>\$1,808,216</b>
<i>Financial Management</i>					
Financial Management	\$5,077	\$244,962	(\$5,954)	\$123,612	\$250,916
Accounting Services	1,322,516	1,458,676	1,477,423	1,183,258	(18,747)
Payroll Services	281,376	302,533	292,533	282,384	10,000
Procurement Services	345,271	366,072	315,313	395,654	50,759
Shipping, Receiving & Property Mgmt.	181,800	181,872	158,159	145,952	23,713
Printing & Mail Services	125,880	125,880	125,880	155,004	0
<b>Financial Management</b>	<b>\$2,261,920</b>	<b>\$2,679,995</b>	<b>\$2,363,354</b>	<b>\$2,285,864</b>	<b>\$316,641</b>
<i>Public Safety</i>					
Public Safety	\$153,573	\$545,613	\$193,766	\$153,603	\$351,847
Police	1,118,883	1,333,292	1,268,705	1,243,853	64,587
Parking	0	41,657	130,350		(88,693)
Environmental Health & Safety	536,339	561,339	528,019	536,339	33,320
University Key Card	30,386	30,386	31,097	30,386	(711)
<b>Public Safety</b>	<b>\$1,839,181</b>	<b>\$2,512,287</b>	<b>\$2,151,937</b>	<b>\$1,964,181</b>	<b>\$360,350</b>
<i>Human Resources</i>					
Human Resources	\$277,158	\$567,402	\$469,716	\$266,911	\$97,686
Employment and Benefit Services	344,386	344,386	384,976	458,190	(40,590)
Benefits	108,804	108,804	114,429		(5,625)
Employee Assistance & Development	118,104	118,104	124,125	133,351	(6,021)
Assistive Devices	24,000	5,882	0	24,000	5,882
<b>Human Resources</b>	<b>\$872,452</b>	<b>\$1,144,578</b>	<b>\$1,093,246</b>	<b>\$882,452</b>	<b>\$51,332</b>
<b>SUBTOTAL VP ADMINISTRATION</b>	<b>\$6,387,122</b>	<b>\$8,457,185</b>	<b>\$5,920,646</b>	<b>\$6,041,235</b>	<b>\$2,536,539</b>

\* Final Budget includes Prior Year Carry Forward.

# CALIFORNIA STATE UNIVERSITY, FRESNO

## GENERAL FUND

### 2005/06 BUDGET SUMMARY

SCHOOL/DEPARTMENT	2004/05 Initial Budget	2004/05 Final Budget*	2004/05 Actual Expenditures	2005/06 Initial Budget	PY * Carry Forward
<b>PLANT OPERATIONS</b>					
Plant Operations	\$477,636	\$698,978	\$496,126	\$500,082	\$202,852
Utility Plant-Personnel	715,452	768,206	676,756	793,608	91,450
Building Maintenance Services	1,517,589	2,253,938	1,067,009	1,369,507	1,186,929
Grounds Maintenance Services	976,540	809,858	1,226,761	1,098,489	(416,903)
Custodial Services	1,564,661	1,449,169	1,632,289	1,736,749	(183,120)
Deferred Maintenance & Repair	611,561	1,062,549	498,626	687,561	563,923
Facilities Planning	674,835	3,307,180	1,041,280	605,967	2,265,900
Utility Management	3,488,160	6,401,267	6,338,356		62,911
Executive Residence	65,240	96,529	79,643	45,039	16,886
<b>SUBTOTAL PLANT OPERATIONS</b>	<b>\$10,091,674</b>	<b>\$16,847,674</b>	<b>\$13,056,846</b>	<b>\$6,837,002</b>	<b>\$3,790,828</b>
<b>TOTAL ADMINISTRATIVE SERVICES</b>	<b>\$16,478,796</b>	<b>\$25,304,859</b>	<b>\$18,977,492</b>	<b>\$12,878,237</b>	<b>\$6,327,367</b>

\* Final Budget includes Prior Year Carry Forward.

**CALIFORNIA STATE UNIVERSITY FRESNO**

**GENERAL FUND**

**2005-06 BUDGETS BY CATEGORY**

SCHOOL/DEPARTMENT	Tenured Faculty	Lecturers, G/A, T/A	MPP	Staff & Temp Help	Students	Personal Serv Reserve	OEE	Total*
<b>ADMINISTRATIVE SERVICES</b>								
<b>VICE PRESIDENT ADMINISTRATION</b>								
<i>VP Administration</i>								
Vice President Administration			\$215,688	\$37,608	\$6,960		\$67,315	\$327,571
VPA General							581,167	\$581,167
<b>VP Administration</b>	<b>\$0</b>	<b>\$0</b>	<b>\$215,688</b>	<b>\$37,608</b>	<b>\$6,960</b>	<b>\$0</b>	<b>\$648,482</b>	<b>\$908,738</b>
<i>Financial Management</i>								
Financial Management			\$118,452				\$5,160	\$123,612
Accounting Services			360,816	1,217,422	27,000		(421,980)	\$1,183,258
Payroll Services			79,176	199,625	2,100		1,483	\$282,384
Procurement Services			71,004	299,760			24,890	\$395,654
Shipping, Receiving & Property Mgmt				166,219	29,000		(49,267)	\$145,952
Printing & Mail Services				155,004				\$155,004
<b>Financial Management</b>	<b>\$0</b>	<b>\$0</b>	<b>\$629,448</b>	<b>\$2,038,030</b>	<b>\$58,100</b>	<b>\$0</b>	<b>(\$439,714)</b>	<b>\$2,285,864</b>
<i>Public Safety</i>								
Public Safety			\$94,608	\$34,576	\$7,443		\$16,976	\$153,603
Police			244,008	1,069,355	30,000		(99,510)	\$1,243,853
Environmental Health & Safety			144,000	292,776	13,000		86,563	\$536,339
University Key Card				21,744			8,642	\$30,386
<b>Public Safety</b>	<b>\$0</b>	<b>\$0</b>	<b>\$482,616</b>	<b>\$1,418,451</b>	<b>\$50,443</b>	<b>\$0</b>	<b>\$12,671</b>	<b>\$1,964,181</b>
<i>Human Resources</i>								
Human Resources			\$275,592	\$27,276			(\$35,957)	\$266,911
Employment & Benefit Services			167,924	258,321	5,000		26,945	\$458,190
Employee Assistance & Development			78,090	49,836			5,425	\$133,351
Assistive Devices							24,000	\$24,000
<b>Human Resources</b>	<b>\$0</b>	<b>\$0</b>	<b>\$521,606</b>	<b>\$335,433</b>	<b>\$5,000</b>	<b>\$0</b>	<b>\$20,413</b>	<b>\$882,452</b>
<b>TOTAL VP ADMINISTRATION</b>	<b>\$0</b>	<b>\$0</b>	<b>\$1,849,358</b>	<b>\$3,829,522</b>	<b>\$120,503</b>	<b>\$0</b>	<b>\$241,852</b>	<b>\$6,041,235</b>

\* Budgeted Salaries will not necessarily match position listing.  
Position Listings are a snap-shot of only one month.

# CALIFORNIA STATE UNIVERSITY FRESNO

## GENERAL FUND

### 2005-06 BUDGETS BY CATEGORY

SCHOOL/DEPARTMENT	Tenured Faculty	Lecturers, G/A, T/A	MPP	Staff & Temp Help	Students	Personal Serv Reserve	OEE	Total*
<b>PLANT OPERATIONS</b>								
Plant Operations			\$340,776	\$153,612			\$5,694	\$500,082
Utility Plant-Personnel			146,832	597,772	5,355		43,649	\$793,608
Building Maintenance			64,416	1,148,557			156,534	\$1,369,507
Grounds Maintenance			62,220	736,269			300,000	\$1,098,489
Custodial Services			154,284	1,383,110			199,355	\$1,736,749
Deferred Maintenance & Repair				259,896			427,665	\$687,561
Facilities Planning				462,912	10,000		133,055	\$605,967
Executive Residence			45,039					\$45,039
<b>Plant Operations</b>	<b>\$0</b>	<b>\$0</b>	<b>\$813,567</b>	<b>\$4,742,128</b>	<b>\$15,355</b>	<b>\$0</b>	<b>\$1,265,952</b>	<b>\$6,837,002</b>
<b>TOTAL ADMINISTRATIVE SERVICES</b>								
	<b>\$0</b>	<b>\$0</b>	<b>\$2,662,925</b>	<b>\$8,571,650</b>	<b>\$135,858</b>	<b>\$0</b>	<b>\$1,507,804</b>	<b>\$12,878,237</b>

\* Budgeted Salaries will not necessarily match position listing.  
Position Listings are a snap-shot of only one month.



**CALIFORNIA STATE UNIVERSITY, FRESNO**  
**SALARIES AS OF NOVEMBER, 2005**

NAME	CLASS	TIMEBASE	ANNUAL SALARY
------	-------	----------	------------------

**ADMINISTRATIVE SERVICES**

**VP FOR ADMINISTRATION**

**OFFICE OF VP FOR ADMINISTRATION**

**MANAGEMENT**

Matson, C.	Administrator IV	1.00	157,500
<b>Total Management</b>		1.00	157,500

**STAFF**

Malvestuto, B.	Administrative Support Coordinator - 12 month	1.00	38,388
Tift, P.	Confidential Administrative Support - 12 month	1.00	68,316
<b>Total Staff</b>		2.00	106,704

<b>TOTAL VP ADMINISTRATION</b>		3.00	264,204
--------------------------------	--	------	---------

**FINANCIAL MANAGEMENT**

**FINANCIAL MANAGEMENT**

**MANAGEMENT**

Katz, S.	Administrator III	1.00	124,380
<b>Total Management</b>		1.00	124,380

<b>TOTAL FINANCIAL MANAGEMENT</b>		1.00	124,380
-----------------------------------	--	------	---------

**ACCOUNTING SERVICES**

**MANAGEMENT**

Almeida, J.	Administrator II	1.00	65,112
Armendariz, T.	Administrator II	1.00	62,340
Klein, J.	Administrator II	1.00	83,832
Loo, J.	Administrator II	1.00	68,364
Vega, R.	Administrator III	1.00	98,808
<b>Total Management</b>		5.00	378,456

**STAFF**

Aranaydo, C.	Student Personnel Technician, Financial Aids	0.80	32,957
Barnett, P.	Accounting Technician II	0.75	26,019
Burger, C.	Accounting Technician III	1.00	45,300
Carlson, C.	Accounting Technician II	0.50	18,444
Cheney, R.	Accounting Clerk	0.50	15,840
Cochran, T.	Accounting Technician II	0.50	20,442
Gomez Jr., J.	Accounting Technician III	1.00	37,584
Hakker, N.	Accounting Technician II	1.00	42,744
Huizar, L.	Accounting Technician III	1.00	44,496
Khan, A.	Accountant II	1.00	51,600
Lindal, S.	Accounting Technician III	1.00	45,936
Martinez, M.	Accounting Technician III	1.00	45,792
Mejia, M.	Student Personnel Technician, Financial Aids	1.00	40,356
Oliphant, C.	Accounting Technician III	1.00	38,328
Reyna- Navarro, C.	Student Personnel Technician, Financial Aids	1.00	41,316
Rodriguez-Alva, C.	Administrative Analyst/Specialist - 12 month	1.00	45,768
Ross-Urata, K.	Information Technology Consultant - 12 month	1.00	46,752
Shackleton, M.	Accounting Technician III	0.75	33,768
Sprecher, J.	Accounting Technician III	1.00	45,120
Staton, S.	Accounting Technician II	1.00	35,340
Tamez, G.	Accounting Technician II	1.00	33,684
Vivian, L.	Accounting Technician II	1.00	36,840

**CALIFORNIA STATE UNIVERSITY, FRESNO**  
**SALARIES AS OF NOVEMBER, 2005**

NAME	CLASS	TIMEBASE	ANNUAL SALARY
Witte, M.	Accounting Technician III	1.00	41,652
<i>Total Staff</i>		20.80	866,078
<b>TOTAL ACCOUNTING SERVICES</b>		25.80	1,244,534
<b>PAYROLL SERVICES</b>			
<b>MANAGEMENT</b>			
Vaquilar, S.	Administrator II	1.00	82,344
<i>Total Management</i>		1.00	82,344
<b>STAFF</b>			
Chavez, B.	Payroll Technician II	1.00	33,024
Johnson, J.	Payroll Technician III	1.00	46,752
Owens, L.	Administrative Support Assistant - 12 month	0.63	19,658
Papion, C.	Payroll Technician III	1.00	42,096
Taing, S.	Payroll Technician II	1.00	33,024
<i>Total Staff</i>		4.63	174,554
<b>TOTAL PAYROLL SERVICES</b>		5.63	256,898
<b>PROCUREMENT SERVICES</b>			
<b>MANAGEMENT</b>			
Phillips, M.	Administrator II	1.00	73,848
<i>Total Management</i>		1.00	73,848
<b>STAFF</b>			
Gillette, J.	Administrative Support Coordinator - 12 month	1.00	33,744
Henderson, E.	Buyer III	1.00	46,524
Hutchens, K.	Administrative Support Assistant - 12 month	1.00	36,192
Matthew, V.	Buyer I	1.00	43,140
Siechert, T.	Buyer III	1.00	42,852
Westcott, L.	Buyer III	1.00	40,596
Yamanaka, J.	Buyer I	1.00	43,140
<i>Total Staff</i>		7.00	286,188
<b>TOTAL PROCUREMENT SERVICES</b>		8.00	360,036
<b>SHIPPING, RECEIVING AND PROPERTY MANAGEMENT</b>			
<b>STAFF</b>			
Burks, R.	Warehouse Worker	1.00	37,656
Chavez, J.	Warehouse Worker	1.00	29,400
Jimenez Jr., R.	Property Clerk I	1.00	30,096
Pawlowski, J.	Warehouse Worker	1.00	37,656
Wright, R.	Property Clerk II	1.00	38,472
<i>Total Staff</i>		5.00	173,280
<b>TOTAL SHIPPING, RECEIVING AND PROPERTY MANAGEMENT</b>		5.00	173,280
<b>PRINTING AND MAIL SERVICES</b>			
<b>STAFF</b>			
Cha, S.	Mail Clerk	1.00	27,048
Griswold, T.	Graphic Designer - 12 month	1.00	41,712
Koll, T.	Administrative Support Assistant - 12 month	1.00	23,208
Tapia, L.	Mail Services Supervisor I	1.00	31,848
Vang, T.	Mail Clerk	1.00	28,704
<i>Total Staff</i>		5.00	152,520
<b>TOTAL PRINTING AND MAIL SERVICES</b>		5.00	152,520
<b>TOTAL FINANCIAL MANAGEMENT</b>		50.43	2,311,648

**CALIFORNIA STATE UNIVERSITY, FRESNO**  
**SALARIES AS OF NOVEMBER, 2005**

NAME	CLASS	TIMEBASE	ANNUAL SALARY
<b>PUBLIC SAFETY</b>			
<b>PUBLIC SAFETY</b>			
<b>MANAGEMENT</b>			
Moll, D.	Administrator III	1.00	98,304
Varela, E.	Administrator II	<u>0.50</u>	<u>35,808</u>
<b>Total Management</b>		1.50	134,112
<b>STAFF</b>			
McMichael, T.	Administrative Support Coordinator - 12 month	<u>1.00</u>	<u>31,212</u>
<b>Total Staff</b>		1.00	31,212
<b>TOTAL PUBLIC SAFETY</b>		<b>2.50</b>	<b>165,324</b>
<b>POLICE</b>			
<b>MANAGEMENT</b>			
Canales-Shrum, G.	Administrator II	1.00	80,004
Gaad, A.	Administrator II	1.00	80,004
Huerta, D.	Administrator III	<u>1.00</u>	<u>86,940</u>
<b>Total Management</b>		3.00	246,948
<b>STAFF</b>			
Abbott, L.	Sergeant	1.00	54,972
Alamano, L.	Administrative Support Coordinator - 12 month	1.00	32,460
Badorine, D.	Sergeant	1.00	54,972
Cornell, C.	Police Officer	1.00	39,612
Cummings, J.	Police Officer	1.00	39,612
Curwick, J.	Sergeant	1.00	54,972
Gaffery, T.	Police Officer	1.00	40,536
Guerero, T.	Administrative Analyst/Specialist - 12 month	1.00	36,744
Hill, A.	Corporal	1.00	43,596
Jones, T.	Community Service Specialist - 12 month	0.50	17,994
Kelsey, J.	Police Dispatcher - 12 month	1.00	44,940
Madrigal, R.	Police Officer	1.00	39,612
Manucharyan, T.	Police Officer	1.00	39,612
Mighaccio, P.	Administrative Support Coordinator - 12 month	1.00	37,824
Miles, E.	Public Safety Dispatcher	1.00	32,976
Mittelstead, C.	Public Safety Dispatcher	1.00	41,100
Olgin, R.	Police Officer	1.00	41,484
Sanchez, M.	Police Dispatcher - 12 month	1.00	35,388
Santos, I.	Police Dispatcher - 12 month	1.00	38,304
Struck, J.	Police Officer	1.00	39,612
Washington, G.	Sergeant	<u>1.00</u>	<u>58,872</u>
<b>Total Staff</b>		20.50	865,194
<b>TOTAL POLICE</b>		<b>23.50</b>	<b>1,112,142</b>
<b>ENVIRONMENTAL SAFETY</b>			
<b>MANAGEMENT</b>			
Kao, E.	Administrator I	1.00	60,468
Martinez, S.	Administrator II	<u>1.00</u>	<u>89,292</u>
<b>Total Management</b>		2.00	149,760
<b>STAFF</b>			
Avedisian, R.	Administrative Analyst/Specialist - 12 month	1.00	65,256
Burgess, M.	Administrative Analyst/Specialist - 12 month	1.00	36,000
Garza, T.	Administrative Analyst/Specialist - 12 month	1.00	58,368

**CALIFORNIA STATE UNIVERSITY, FRESNO**  
**SALARIES AS OF NOVEMBER, 2005**

<b>NAME</b>	<b>CLASS</b>	<b>TIMEBASE</b>	<b>ANNUAL SALARY</b>
Harris, E.	Administrative Analyst/Specialist - 12 month	1.00	36,744
Schotke, W.	Plumber I	<u>1.00</u>	<u>59,472</u>
<b>Total Staff</b>		5.00	255,840
<b>TOTAL ENVIRONMENTAL SAFETY</b>		7.00	405,600
	<b>TOTAL PUBLIC SAFETY</b>	33.00	1,683,066
<b>HUMAN RESOURCES</b>			
<b>HUMAN RESOURCES</b>			
<b>MANAGEMENT</b>			
Raymond, J.	Administrator IV	1.00	125,388
Woods, E.	Administrator II	<u>1.00</u>	<u>75,372</u>
<b>Total Management</b>		2.00	200,760
<b>STAFF</b>			
Allen, I.	Confidential Office Support - 12 month	1.00	29,124
Fares, R.	Administrative Support Assistant - 12 month	1.00	28,392
Herrera, P.	Confidential Admin Support - 12 month	<u>1.00</u>	<u>55,128</u>
<b>Total Staff</b>		3.00	112,644
<b>TOTAL HUMAN RESOURCES</b>		5.00	313,404
<b>EMPLOYMENT AND BENEFIT SERVICES</b>			
<b>MANAGEMENT</b>			
Dunn, M.	Administrator II	1.00	72,168
Jenkins, D.	Administrator II	<u>1.00</u>	<u>74,568</u>
<b>Total Management</b>		2.00	146,736
<b>STAFF</b>			
Chavez, T.	Administrative Analyst/Specialist - 12 month	1.00	42,744
DiazVillegas, M.	Administrative Analyst/Specialist - 12 month	1.00	43,596
Garcia, A.	Administrative Support Assistant - 12 month	1.00	28,392
Hawes, S.	Administrative Support Assistant - 12 month	0.60	16,704
Moreno-Aguallo, T.	Administrative Support Coordinator - 12 month	1.00	35,664
Orme, N.	Administrative Support Assistant - 12 month	1.00	23,208
Phelps, L.	Administrative Support Coordinator - 12 month	<u>1.00</u>	<u>42,240</u>
<b>Total Staff</b>		6.60	232,548
<b>TOTAL EMPLOYMENT AND BENEFIT SERVICES</b>		8.60	379,284
<b>EMPLOYEE ASSISTANCE &amp; DEVELOPMENT</b>			
<b>MANAGEMENT</b>			
Petenbrink, N.	Administrator II	<u>1.00</u>	<u>80,004</u>
<b>Total Management</b>		1.00	80,004
<b>STAFF</b>			
Rego, E.	Administrative Support Assistant -12 month	1.00	29,364
Franklin, T.	Administrative Support Coordinator - 12 month	<u>0.50</u>	<u>22,086</u>
<b>Total Staff</b>		1.50	51,450
<b>TOTAL EMPLOYEE ASSISTANCE &amp; DEVELOPMENT</b>		2.50	131,454
	<b>TOTAL HUMAN RESOURCES</b>	16.10	824,142
	<b>SUBTOTAL VP FOR ADMINISTRATION</b>	102.53	5,083,060



**CALIFORNIA STATE UNIVERSITY, FRESNO**  
**SALARIES AS OF NOVEMBER, 2005**

NAME	CLASS	TIMEBASE	ANNUAL SALARY
<b>FACILITIES MANAGEMENT</b>			
<b>PLANT OPERATIONS</b>			
<b>PLANT OPERATIONS</b>			
<b>MANAGEMENT</b>			
Boyd, R.	Administrator III	1.00	119,184
Beddingfield, G.	Administrator II	1.00	66,324
Finden, R.	Administrator II	1.00	82,044
Wilson, G.	Administrator II	<u>1.00</u>	<u>86,604</u>
<b>Total Management</b>		4.00	354,156
<b>STAFF</b>			
Olvera, A.	Administrative Support Assistant - 12 month	1.00	36,192
Ramirez, E.	Administrative Support Assistant - 12 month	1.00	23,208
Simonian, S.	Storekeeper I	1.00	36,684
Velasquez, R.	Administrative Analyst/Specialist - 12 month	1.00	42,744
Wells, T.	Sr Planner/Estimator/Scheduler	<u>1.00</u>	<u>46,488</u>
<b>Total Staff</b>		5.00	185,316
<b>TOTAL PLANT OPERATIONS</b>		<b>9.00</b>	<b>477,636</b>
<b>UTILITY PLANT- PERSONNEL</b>			
<b>MANAGEMENT</b>			
Cuneo, P.	Administrator II	1.00	73,164
Smith, R.	Administrator II	<u>1.00</u>	<u>79,548</u>
<b>Total Management</b>		2.00	152,712
<b>STAFF</b>			
Ambriz, A.	Operating Engineer	1.00	51,228
Armendariz, P.	Building Service Engineer	1.00	58,944
Beasley, J.	Building Service Engineer	1.00	52,416
Caudillo, S.	Operating Engineer	1.00	50,316
Deegan, G.	Building Service Engineer	1.00	55,044
Green, R.	Operating Engineer	1.00	52,668
Jackson, A.	Operating Engineer	1.00	50,580
Keeton, G.	Building Service Engineer	1.00	56,100
Knapp, R.	Refrigeration Mechanic	1.00	59,208
Syhavong, B.	Operating Engineer	1.00	49,980
Wemmer, S.	Refrigeration Mechanic	1.00	59,508
Wilson, P.	Refrigeration Mechanic	<u>1.00</u>	<u>59,736</u>
<b>Total Staff</b>		12.00	655,728
<b>TOTAL UTILITY PLANT - PERSONNEL</b>		<b>14.00</b>	<b>808,440</b>
<b>BUILDING MAINTENANCE SERVICES</b>			
<b>MANAGEMENT</b>			
Crow, A.	Administrator II	<u>1.00</u>	<u>66,996</u>
<b>Total Management</b>		1.00	66,996
<b>STAFF</b>			
Anderson, S.	Maintenance Mechanic	1.00	52,080
Avina, L.	Facilities Worker I	1.00	45,276
Brawley, C.	Carpenter	1.00	50,532
Cisneros, S.	Facilities Worker I	1.00	42,504
Curtis, R.	Painter	1.00	50,532
Dennis, D.	Painter	1.00	50,532
Ford, J.	Lead Locksmith	1.00	62,052
Gonzales, F.	Facilities Worker I	1.00	43,932

**CALIFORNIA STATE UNIVERSITY, FRESNO**  
**SALARIES AS OF NOVEMBER, 2005**

<b>NAME</b>	<b>CLASS</b>	<b>TIMEBASE</b>	<b>ANNUAL SALARY</b>
Mendoza, J.	Locksmith	1.00	57,384
Metzger, R.	Lead Plumnber	1.00	60,636
Phillips, L.	Maintenance Mechanic	1.00	59,004
Ramirez, M.	Plumber	1.00	56,940
Ramos, V.	Carpenter	1.00	52,320
Rothschild, R.	Painter	1.00	50,532
Sanchez, J.	Facilities Worker I	1.00	44,100
Smith, R.	Maintenance Mechanic	1.00	52,008
Tift, C.	Electrician	1.00	53,160
Valencia, G.	Electrician	1.00	57,480
Zarrinehteram, M.	Planner/Estimator/Scheduler	1.00	57,936
<b>Total Staff</b>		19.00	998,940
<b>TOTAL BUILDING MAINTENANCE SERVICES</b>		20.00	1,065,936

**GROUNDS MAINTENANCE SERVICES**

**STAFF**

Contreras, J.L.	Gardening Specialist	0.20	6,624
Frick, M.	Gardening Specialist	1.00	34,920
Garcia, C.	Nursery Technician II	1.00	45,852
Garibay, D.	Groundswoker	1.00	34,776
Gazaway, C.	Groundswoker	1.00	36,396
Glover, E.	Groundswoker Trainee	1.00	27,264
Hernandez, L.	Facilities Worker I	1.00	43,068
Lara, A.	Light Automotive Equipment Operator	1.00	38,016
Llamas, A.	Gardener	1.00	42,276
Macias, M.	Groundswoker	1.00	31,872
Mark, R.	Gardening Specialist	1.00	42,432
Martinez, V.	Facilities Worker I	1.00	46,884
Maurer, L.	Lead Groundswoker	1.00	44,076
Mortiz, D.	Gardening Specialist	1.00	37,296
Nungaray, M.	Irrigation Specialist	1.00	39,492
Pasillas, B.	Irrigation Specialist	1.00	33,852
Pettit, L.	Lead Groundswoker	1.00	44,556
Pittman, S.	Gardening Specialist	1.00	40,896
Walton, A.	Groundswoker	1.00	35,856
Zenteno, E.	Gardening Specialist	1.00	38,004

**Total Staff**

		19.20	744,408
<b>TOTAL GROUNDS MAINTENANCE SERVICES</b>		19.20	744,408

**CUSTODIAL SERVICES**

**MANAGEMENT**

Escobedo, L.	Administrator I	1.00	61,128
Lopez, M.	Administrator I	1.00	46,500
Turner, P.	Administrator I	1.00	49,944
<b>Total Management</b>		3.00	157,572

**STAFF**

Acosta, J.	Custodian	1.00	25,188
Bailey, A.	Lead Custodian	1.00	33,504
Berg, T.	Custodian	0.50	15,324
Bernal, A.	Custodian	1.00	31,656
Brewer Jr., L.	Custodian	1.00	25,188
Burton, K.	Custodian	1.00	26,256
Bustos, C.	Custodian	1.00	32,664

**CALIFORNIA STATE UNIVERSITY, FRESNO**  
**SALARIES AS OF NOVEMBER, 2005**

NAME	CLASS	TIMEBASE	ANNUAL SALARY
Carson, R.	Custodian	1.00	25,188
Cisneros, L.	Custodian	1.00	25,692
Cruz, R.	Custodian	1.00	31,524
Davis, K.	Custodian	1.00	25,188
Escalante, E.	Custodian	1.00	25,188
Gomez, R.	Custodian	1.00	30,168
Hamilton, E.	Custodian	1.00	25,188
Heard, W.	Custodian	1.00	31,272
Hunt, G.	Lead Custodian	1.00	31,848
Johnson, S.	Custodian	1.00	30,576
Johnston, D.	Custodian	1.00	31,524
Jones, L.	Custodian	1.00	26,220
Jones, T.	Custodian	1.00	26,760
Licea, J.	Custodian	1.00	25,188
Lopez, E.	Custodian	1.00	30,672
Lucatero, J.	Custodian	1.00	25,440
Madrigal, G.	Custodian	1.00	26,832
McPeters, O.	Custodian	1.00	31,740
Melendez, A.	Custodian	1.00	27,300
Perez, C.	Custodian	1.00	28,920
Perez, J.	Custodian	1.00	31,680
Rebollar, M.	Custodian	1.00	26,448
Romero, R.	Custodian	1.00	26,364
Sidman, K.	Lead Custodian	1.00	27,144
Smith, C.	Custodian	1.00	29,724
Sosa, P.	Custodian	1.00	26,976
Tejeda, A.	Custodian	1.00	30,168
Torres, A.	Custodian	1.00	30,072
Vang, C.	Custodian	1.00	25,188
Vartanian, A.	Custodian	1.00	25,188
Villalobos, R.	Lead Custodian	1.00	33,360
Watkins, K.	Custodian	1.00	30,660
Weakley, L.	Custodian	1.00	31,272
Williams, C.	Lead Custodian	1.00	32,784
Yang, C.	Custodian	1.00	25,188
Young, C.	Custodian	1.00	31,680
Zavala, J.	Custodian	1.00	21,588
<b>Total Staff</b>		43.50	1,237,692
<b>TOTAL CUSTODIAL SERVICES</b>		46.50	1,395,264

**DEFERRED MAINTENANCE & REPAIR**

**STAFF**

Fullner, D.	Electrician	1.00	53,160
Lewis, Sr., D.	Groundswoker	1.00	30,024
McCormick, K.	Supervising Painter	1.00	60,072
Rahn, R.	Administrative Analyst/Specialist - 12 month	1.00	71,976
Ray, J.	Painter	1.00	51,540
<b>Total Staff</b>		5.00	266,772
<b>TOTAL DEFERRED MAINTENANCE &amp; REPAIR</b>		5.00	266,772

**EXECUTIVE RESIDENCE**

**STAFF**

Avery, B.	Custodian	0.70	21,655
-----------	-----------	------	--------

**CALIFORNIA STATE UNIVERSITY, FRESNO**  
**SALARIES AS OF NOVEMBER, 2005**

NAME	CLASS	TIMEBASE	ANNUAL SALARY
Contreras, J.	Groundsworker	<u>0.80</u>	<u>26,496</u>
<i>Total Staff</i>		1.50	48,151
<b>TOTAL EXECUTIVE RESIDENCE</b>		1.50	48,151
		<b>115.20</b>	<b>4,806,607</b>
		<b>TOTAL PLANT OPERATIONS</b>	
<b>FACILITIES PLANNING</b>			
<b>MANAGEMENT</b>			
Johnson, K.	Administrator II	<u>1.00</u>	<u>65,436</u>
<i>Total Management</i>		1.00	65,436
<b>STAFF</b>			
Hamamoto, Y.	Administrative Analyst/Specialist - 12 month	1.00	59,040
Moritz, W.	Administrative Analyst/Specialist - 12 month	1.00	42,732
Pauls, K.	Administrative Analyst/Specialist - 12 month	1.00	42,732
Perez, A.	Administrative Analyst/Specialist - 12 month	1.00	73,500
Rodriguez, N.	Administrative Support Coordinator - 12 month	<u>1.00</u>	<u>39,084</u>
<i>Total Staff</i>		5.00	257,088
		<b>6.00</b>	<b>322,524</b>
		<b>TOTAL FACILITIES PLANNING</b>	
		<b>121.20</b>	<b>5,129,131</b>
		<b>SUBTOTAL PLANT OPERATIONS</b>	
		<b>223.73</b>	<b>10,212,191</b>
		<b><u>TOTAL ADMINISTRATIVE SERVICES</u></b>	



**CALIFORNIA STATE UNIVERSITY, FRESNO**

**GENERAL FUND**

**2005/06 BUDGET SUMMARY**

<b>SCHOOL/DEPARTMENT</b>	<b>2004/05 Initial Budget</b>	<b>2004/05 Final Budget*</b>	<b>2004/05 Actual Expenditures</b>	<b>2005/06 Initial Budget</b>	<b>PY Carry Forward</b>
<b>UNIVERSITY ADVANCEMENT</b>					
VP For University Advancement	\$331,790	\$871,444	\$707,240	\$336,674	\$164,204
University Development	492,804	530,817	528,307	734,386	2,510
Advancement Services	141,288	141,220	141,288	145,275	(68)
University Communications	552,154	584,560	614,396	566,784	(29,836)
Alumni Relations	278,808	245,268	296,273	285,808	(51,005)
<b>TOTAL UNIVERSITY ADVANCEMENT</b>	<b>\$1,796,844</b>	<b>\$2,373,309</b>	<b>\$2,287,504</b>	<b>\$2,068,927</b>	<b>\$85,805</b>

\* Final Budget includes Prior Year Carry Forward.

# CALIFORNIA STATE UNIVERSITY FRESNO

## GENERAL FUND

### 2005-06 BUDGETS BY CATEGORY

SCHOOL/DEPARTMENT	Tenured Faculty	Lecturers, G/A, T/A	MPP	Staff & Temp Help	Students	Personal Serv Reserve	OEE	Total*
<b>UNIVERSITY ADVANCEMENT</b>								
VP for University Advancement			\$243,288	\$77,432		\$15,954		\$336,674
University Development			694,391			39,995		\$734,386
Advancement Services			65,715	79,560				\$145,275
University Communications			286,596	280,188				\$566,784
Alumni Relations			121,380	157,428			7,000	\$285,808
<b>TOTAL UNIV ADVANCEMENT</b>	<b>\$0</b>	<b>\$0</b>	<b>\$1,411,370</b>	<b>\$594,608</b>	<b>\$0</b>	<b>\$55,949</b>	<b>\$7,000</b>	<b>\$2,068,927</b>

\* Budgeted Salaries will not necessarily match position listing.  
Position Listings are a snap-shot of only one month.

**CALIFORNIA STATE UNIVERSITY, FRESNO**  
**SALARIES AS OF NOVEMBER, 2005**

NAME	CLASS	TIMEBASE	ANNUAL SALARY
<b>UNIVERSITY ADVANCEMENT</b>			
<b>VP FOR UNIVERSITY ADVANCEMENT</b>			
<b>MANAGEMENT</b>			
Larson, R.	Administrator II	1.00	92,124
Smits, P.	Administrator IV	1.00	161,724
Walaitis, G.	Administrator II	<u>1.00</u>	<u>103,500</u>
<b>Total Management</b>		3.00	357,348
<b>STAFF</b>			
Burks, G.	Administrative Analyst/Specialist - 12 month	1.00	47,964
Nunez, D.	Administrative Support Assistant - 12 month	<u>1.00</u>	<u>30,624</u>
<b>Total Staff</b>		2.00	78,588
<b>TOTAL VP FOR UNIVERSITY ADVANCEMENT</b>		<b>5.00</b>	<b>435,936</b>
<b>UNIVERSITY DEVELOPMENT</b>			
<b>MANAGEMENT</b>			
Arreguin, J.	Administrator II	1.00	74,232
Fenske, S.	Administrator II	1.00	72,180
Gomes, A.	Administrator II	1.00	72,000
Hinds, R.	Administrator II	1.00	70,008
Lucka, D.	Administrator II	1.00	70,008
Massey, C.	Administrator II	1.00	65,004
Oliver, S.	Administrator II	1.00	63,756
Spriggs, S.	Administrator II	1.00	70,008
Widmer, C.	Administrator II	1.00	103,104
Zenovich, K.	Administrator II	<u>1.00</u>	<u>77,004</u>
<b>Total Management</b>		10.00	737,304
<b>TOTAL UNIVERSITY DEVELOPMENT OFFICE</b>		<b>10.00</b>	<b>737,304</b>
<b>ADVANCEMENT SERVICES</b>			
<b>MANAGEMENT</b>			
Perez, A.	Administrator I	<u>1.00</u>	<u>68,256</u>
<b>Total Management</b>		1.00	68,256
<b>STAFF</b>			
Austin, S.	Administrative Support Assistant - 12 month	1.00	28,392
Sotelo, M.	Administrative Analyst/Specialist - 12 month	<u>1.00</u>	<u>52,524</u>
<b>Total Staff</b>		2.00	80,916
<b>TOTAL ADVANCEMENT SERVICES</b>		<b>3.00</b>	<b>149,172</b>
<b>UNIVERSITY COMMUNICATIONS</b>			
<b>MANAGEMENT</b>			
Aydelotte, M.	Administrator III	1.00	115,488
Armbruster, S.	Administrator II	1.00	65,880
Gamoian, E.	Administrator II	1.00	58,428
Whitworth, B.	Administrator II	<u>1.00</u>	<u>58,824</u>
<b>Total Management</b>		4.00	298,620
<b>STAFF</b>			
Adona-Juarez, M.	Telephone Operator	1.00	24,156
Gonzalez, E.	Administrative Analyst/Specialist - 12 month	1.00	37,416
Helling, P.	Graphic Designer - 12 month	1.00	54,780
Langridge, A.	Administrative Analyst/Specialist - 12 month	1.00	36,072
Rachal, J.	Graphic Designer - 12 month	1.00	41,580
Schulthies, A.	Pub Affairs/Comm Spec 12 Mo	1.00	45,768

**CALIFORNIA STATE UNIVERSITY, FRESNO**  
**SALARIES AS OF NOVEMBER, 2005**

<b>NAME</b>	<b>CLASS</b>	<b>TIMEBASE</b>	<b>ANNUAL SALARY</b>
Uribes, T.	Pub Affairs/Comm Spec 12 Mo	<u>1.00</u>	<u>48,672</u>
<i>Total Staff</i>		7.00	288,444
<b>TOTAL UNIVERSITY COMMUNICATIONS</b>		<b>11.00</b>	<b>587,064</b>
<b>ALUMNI RELATIONS</b>			
<b>MANAGEMENT</b>			
Glasener, J.	Administrator II	1.00	78,468
Reyna, L.	Administrator I	<u>1.00</u>	<u>48,144</u>
<i>Total Management</i>		2.00	126,612
<b>STAFF</b>			
May, L.	Administrative Analyst/Specialist - 12 month	1.00	46,980
Ramos, P.	Administrative Support Coordinator - 12 month	1.00	30,156
Robertson, P.	Pub Affairs/Comm Spec 12 Mo	1.00	51,780
Sewell, D.	Administrative Support Coordinator - 12 month	<u>1.00</u>	<u>32,424</u>
<i>Total Staff</i>		4.00	161,340
<b>TOTAL ALUMNI RELATIONS</b>		<b>6.00</b>	<b>287,952</b>
<b><u>TOTAL UNIVERSITY ADVANCEMENT</u></b>		<b><u>35.00</u></b>	<b><u>2,197,428</u></b>



**CALIFORNIA STATE UNIVERSITY, FRESNO**

**GENERAL FUND**

**2005/06 BUDGET SUMMARY**

<b>SCHOOL/DEPARTMENT</b>	<b>2004/05 Initial Budget</b>	<b>2004/05 Final Budget*</b>	<b>2004/05 Actual Expenditures</b>	<b>2005/06 Initial Budget</b>	<b>PY Carry Forward</b>
<b>EXECUTIVE</b>					
Office Of The President	\$681,318	\$781,551	\$589,090	\$743,393	\$192,461
Program Support	263,817	364,980	275,842	211,467	89,138
Maddy Institute		68,852	70,586	0	(1,734)
University Budget Office	206,724	239,028	214,883	206,724	24,145
<b>TOTAL EXECUTIVE</b>	<b>\$1,151,859</b>	<b>\$1,454,411</b>	<b>\$1,150,401</b>	<b>\$1,161,584</b>	<b>\$304,010</b>

\* Final Budget includes Prior Year Carry Forward.

# CALIFORNIA STATE UNIVERSITY FRESNO

## GENERAL FUND

### 2005-06 BUDGETS BY CATEGORY

SCHOOL/DEPARTMENT	Tenured Faculty	Lecturers, G/A, T/A	MPP	Staff & Temp Help	Students	Personal Serv Reserve	OEE	Total*
<b>EXECUTIVE</b>								
Office of the President			\$544,404	\$88,989	\$20,000		\$90,000	\$743,393
Program Support							211,467	\$211,467
Maddy Institute								\$0
University Budget Office			72,984	118,344			15,396	\$206,724
<b>TOTAL EXECUTIVE</b>	<b>\$0</b>	<b>\$0</b>	<b>\$617,388</b>	<b>\$207,333</b>	<b>\$20,000</b>	<b>\$0</b>	<b>\$316,863</b>	<b>\$1,161,584</b>

\* Budgeted Salaries will not necessarily match position listing.  
Position Listing are a snap-shot of only one month.

**CALIFORNIA STATE UNIVERSITY, FRESNO**  
**SALARIES AS OF NOVEMBER, 2005**

NAME	CLASS	TIMEBASE	ANNUAL SALARY
<b>EXECUTIVE</b>			
<b>OFFICE OF THE PRESIDENT</b>			
<b>MANAGEMENT</b>			
Babick, M.	Administrator II	1.00	96,660
Gutierrez, M.	Administrator II	1.00	72,528
Welty, J.	President	<u>1.00</u>	<u>253,836</u>
<b>Total Management</b>		3.00	423,024
<b>STAFF</b>			
Frye, M.	Administrative Support Coordinator - 12 month	0.75	28,836
Martinusen, S.	Administrative Support Assistant - 12 month	1.00	28,392
Nelson, M.	Presidential Aide	<u>1.00</u>	<u>68,712</u>
<b>Total Staff</b>		2.75	125,940
<b>TOTAL OFFICE OF THE PRESIDENT</b>		<b>5.75</b>	<b>548,964</b>
<b>KENNETH L. MADDY INSTITUTE</b>			
<b>MANAGEMENT</b>			
Keppler, M.	Administrator II	<u>1.00</u>	<u>112,764</u>
<b>Total Management</b>		1.00	112,764
<b>TOTAL KENNETH L. MADDY INSTITUTE</b>		<b>1.00</b>	<b>112,764</b>
<b>UNIVERSITY BUDGET OFFICE</b>			
<b>MANAGEMENT</b>			
Waayers, J.	Administrator II	<u>1.00</u>	<u>80,376</u>
<b>Total Management</b>		1.00	80,376
<b>STAFF</b>			
Janiel, M.	Associate Budget Analyst	1.00	60,396
Lewis, P.	Associate Budget Analyst	<u>1.00</u>	<u>60,396</u>
<b>Total Staff</b>		2.00	120,792
<b>TOTAL UNIVERSITY BUDGET OFFICE</b>		<b>3.00</b>	<b>201,168</b>
<b>TOTAL EXECUTIVE</b>		<b>9.75</b>	<b>862,896</b>

**CALIFORNIA STATE UNIVERSITY, FRESNO**

**GENERAL FUND**

**2005/06 BUDGET SUMMARY**

<b>SCHOOL/DEPARTMENT</b>	<b>2004/05 Initial Budget</b>	<b>2004/05 Final Budget*</b>	<b>2004/05 Actual Expenditures</b>	<b>2005/06 Initial Budget</b>	<b>PY Carry Forward</b>
<b>ATHLETICS</b>					
Athletics Department	\$2,112,305	\$3,112,445	\$3,114,847	\$2,130,166	(\$2,402)
<b>TOTAL ATHLETICS</b>	<b>\$2,112,305</b>	<b>\$3,112,445</b>	<b>\$3,114,847</b>	<b>\$2,130,166</b>	<b>(\$2,402)</b>

\* Final Budget includes Prior Year Carry Forward.



**CALIFORNIA STATE UNIVERSITY FRESNO**

**GENERAL FUND**

**2005-06 BUDGETS BY CATEGORY**

SCHOOL/DEPARTMENT	Tenured Faculty	Lecturers, G/A, T/A	MPP	Staff & Temp Help	Students	Personal Serv Reserve	OEE	Total*
<b>ATHLETICS</b>								
Athletics Department	\$1,236,849		\$829,885	\$63,432				\$2,130,166
<b>TOTAL ATHLETICS</b>	<b>\$1,236,849</b>	<b>\$0</b>	<b>\$829,885</b>	<b>\$63,432</b>	<b>\$0</b>	<b>\$0</b>	<b>\$0</b>	<b>\$2,130,166</b>

\* Budgeted Salaries will not necessarily match position listing.  
Position Listings are a snap-shot of only one month.

**CALIFORNIA STATE UNIVERSITY, FRESNO  
SALARIES AS OF NOVEMBER, 2005**

NAME	CLASS	TIMEBASE	ANNUAL SALARY
<b><u>ATHLETICS</u></b>			
<b>FACULTY</b>			
Batesole, M.	Head Coach - 12 month	1.00	102,480
Baxter, J.	Coach - 12 month	1.00	97,776
Berg, L.	Coaching Assistant - 12 month	1.00	43,128
Brown, D.	Coach - 12 month	1.00	97,776
Hester, C.	Coach - 12 month	1.00	70,380
Cignetti, F.	Coach - 12 month	1.00	97,776
Ferreira, E.	Coach - 12 month	1.00	89,676
Frank, J.	Coach - 12 month	1.00	72,456
Green, M.	Coaching Assistant - 12 month	1.00	51,756
Jones, R.	Coach - 12 month	1.00	72,456
Langley, F.	Coaching Assistant - 12 month	1.00	51,756
Locklin, K.	Coach - 12 month	1.00	97,776
Mason, T.	Coach - 12 month	1.00	97,776
Nieves, R.	Head Coach - 12 month	1.00	87,972
Schroyer, H.	Coach - 12 month	1.00	97,776
Settle, J.	Coach - 12 month	1.00	97,776
Terra, M.	Coaching Specialist - 12 month	1.00	51,756
Watney, M.	Head Coach - 10 month	1.00	84,840
Weber, M.	Coach - 12 month	1.00	97,776
Wiggins, A.	Head Coach - 12 month	<u>1.00</u>	<u>99,360</u>
<b>Total Faculty</b>		20.00	1,660,224
<b>MANAGEMENT</b>			
Boeh, T.	Administrator IV	1.00	178,008
Cleveland, S.	Administrator IV	1.00	178,200
Davis, S.	Administrator II	1.00	80,004
Diboll, D.	Administrator II	1.00	77,208
Enns, R.	Administrator I	1.00	43,512
Hill, P.	Administrator IV	1.00	114,432
Ladwig, P.	Administrator II	1.00	99,000
Mosher, B.	Administrator III	1.00	105,000
Reed, D.	Administrator II	1.00	82,800
Rupcich, M.	Administrator I	1.00	51,876
Wright, M.	Administrator IV	<u>1.00</u>	<u>109,008</u>
<b>Total Management</b>		11.00	1,119,048
<b>STAFF</b>			
Fong, H.	Administrative Support Coordinator 12 month	1.00	34,728
Hunter, M.	Administrative Support Assistant 12 month	<u>1.00</u>	<u>31,320</u>
<b>Total Staff</b>		2.00	66,048
<b><u>TOTAL ATHLETICS</u></b>		<b>33.00</b>	<b>2,845,320</b>

**CALIFORNIA STATE UNIVERSITY, FRESNO**

**GENERAL FUND**

**2005/06 BUDGET SUMMARY**

<b>SCHOOL/DEPARTMENT</b>	<b>2004/05 Initial Budget</b>	<b>2004/05 Final Budget*</b>	<b>2004/05 Actual Expenditures</b>	<b>2005/06 Initial Budget</b>	<b>PY Carry Forward</b>
<b>INFORMATION TECHNOLOGY</b>					
Office of Chief Information Officer	\$1,729,565	\$0	\$0	\$1,993,566	\$0
Academic Technology Center	1,201,580	1,124,474	1,297,697	1,214,111	(173,223)
Digital Campus	0	295,141	336,528	0	(41,387)
Campus Information Systems	1,835,479	2,705,660	2,002,246	1,953,014	703,414
Information Technology Services	2,702,619	3,891,287	2,527,807	2,607,126	1,363,480
Tele-Communications	293,029	944,478	673,772	455,682	270,706
<b>TOTAL INFORMATION TECHNOLOGY</b>	<b>\$7,762,272</b>	<b>\$8,961,040</b>	<b>\$6,838,050</b>	<b>\$8,223,499</b>	<b>\$2,122,990</b>

\* Final Budget include Prior Year Carry Forward.

**CALIFORNIA STATE UNIVERSITY FRESNO**  
**GENERAL FUND**  
**2005-06 BUDGETS BY CATEGORY**

SCHOOL/DEPARTMENT	Tenured Faculty	Lecturers, G/A, T/A	MPP	Staff & Temp Help	Students	Personal Serv Reserve	OEE	Total*
<b>INFORMATION TECHNOLOGY</b>								
Office of Information Technology							\$1,993,566	\$1,993,566
Academic Technology Center			112,992	910,388	69,826		120,905	\$1,214,111
Digital Campus								\$0
Campus Information System			258,086	1,454,328	10,000		230,600	\$1,953,014
Information Technology Services			299,748	1,347,114	137,200		823,064	\$2,607,126
Tele-Communications				603,968	50,772		(199,058)	\$455,682
<b>TOTALS INFORMATION TECHNOLOGY</b>	<b>\$0</b>	<b>\$0</b>	<b>\$670,826</b>	<b>\$4,315,798</b>	<b>\$267,798</b>	<b>\$0</b>	<b>\$2,969,077</b>	<b>\$8,223,499</b>

\* Budgeted Salaries will not necessarily match position listing.  
Position Listings are a snap-shot of only one month.



**CALIFORNIA STATE UNIVERSITY, FRESNO**  
**SALARIES AS OF NOVEMBER, 2005**

NAME	CLASS	TIMEBASE	ANNUAL SALARY
<b>INFORMATION TECHNOLOGY</b>			
<b>TEACHING, LEARNING &amp; TECHNOLOGY</b>			
<b>ACADEMIC TECHNOLOGY CENTER</b>			
<b>MANAGEMENT</b>			
Harding, E.	Administrator III	1.00	112,992
<b>Total Management</b>		1.00	112,992
<b>STAFF</b>			
Aguayo, C.	Accounting Technician III	1.00	
Blake, J.	Information Technology Consultant - 12 month	1.00	53,040
Colvin, J.	Equipment Technician II, Electro-Mechanical	1.00	44,244
Feist, M.	Broadcast Engineer	1.00	70,740
Frazier, C.	Media Production Spec - 12 month	1.00	39,324
Garvin, T.	Information Technology Consultant - 12 month	1.00	71,172
Haar, R.	Information Technology Consultant - 12 month	1.00	68,532
Hodges, J.	Equipment Technician I, Electronic	1.00	36,408
Holt, D.	Equipment Technician II, Electro-Mechanical	1.00	49,656
Mills, R.	Broadcast Engineer	1.00	62,076
Rawn, J.	Administrative Analyst/Specialist - 12 month	1.00	38,064
Reynolds, J.	Information Technology Consultant - 12 month	1.00	70,956
Robinson, H.	Administrative Support Assistant - 12 month	1.00	28,116
Sanders, J.	Administrative Analyst/Specialist - 12 month	1.00	55,572
Schmidt, P.	Information Technology Consultant - 12 month	1.00	68,532
Thompson, P.	Network Analyst - 12 month	1.00	68,532
Vaughn-Dotta, R.	Media Production Spec - 12 month	1.00	52,284
West, E.	Information Technology Consultant - 12 month	1.00	51,132
<b>Total Staff</b>		18.00	928,380
<b>TOTAL ACADEMIC TECHNOLOGY CENTER</b>		<b>19.00</b>	<b>1,041,372</b>
<b>DIGITAL CAMPUS</b>			
<b>STAFF</b>			
Bach, S.	Analyst/Programmer - 12 month	1.00	48,912
Fisher, M.	Information Technology Consultant - 12 month	0.80	39,130
Rodriguez, M.	Administrative Support Coordinataor - 12 month	1.00	35,196
Truelsen, D.	Information Technology Consultant - 12 month	1.00	82,428
<b>Total Staff</b>		3.80	205,666
<b>TOTAL DIGITAL CAMPUS</b>		<b>3.80</b>	<b>205,666</b>
<b>TOTAL TEACHING, LEARNING &amp; TECHNOLOGY</b>		<b>22.80</b>	<b>1,247,038</b>
<b>CAMPUS INFORMATION SYSTEM (CIS)</b>			
<b>MANAGEMENT</b>			
Briar, J.	Administrator III	1.00	108,504
Clausen, F.	Administrator III	1.00	93,768
<b>Total Management</b>		2.00	202,272
<b>STAFF</b>			
Adams, L.	Analyst/Programmer - 12 month	1.00	68,532
Barker, B.	Analyst/Programmer - 12 month	1.00	85,608
Brase, L.	Analyst/Programmer - 12 month	1.00	75,456
Charest, D.	Analyst/Programmer - 12 month	1.00	70,740
Conway, C.	Analyst/Programmer - 12 month	1.00	66,468

**CALIFORNIA STATE UNIVERSITY, FRESNO**  
**SALARIES AS OF NOVEMBER, 2005**

Elder, M.	Analyst/Programmer - 12 month	1.00	68,700
Hays, M.	Analyst/Programmer - 12 month	1.00	86,064
Hensley, G.	Analyst/Programmer - 12 month	1.00	65,592
Howell, J.	Analyst/Programmer - 12 month	1.00	53,076
Jones, E.	Analyst/Programmer - 12 month	1.00	63,408
Mahoney, K.	Analyst/Programmer - 12 month	1.00	56,148
McVey, J.	Analyst/Programmer - 12 month	1.00	67,692
Morilla, D.	Analyst/Programmer - 12 month	1.00	67,092
Peterson, G.	Analyst/Programmer - 12 month	1.00	53,088
Tanielian, H.	Analyst/Programmer - 12 month	1.00	79,884
Travis Ellis, C.	Information Technology Consultant - 12 month	1.00	48,912
Veen, V.	Administrative Analyst Specialist - 12 month	1.00	54,048
Wagenleitner, J.	Analyst/Programmer - 12 month	1.00	73,380
Watson, C.	Information Technology Consultant - 12 month	1.00	50,556
Weigel, J.	Analyst/Programmer - 12 month	1.00	61,404
Wielicki, A.	Analyst/Programmer - 11/12 month	<u>1.00</u>	<u>61,236</u>
<b>Total Staff</b>		21.00	1,377,084
<b>TOTAL CAMPUS INFORMATION SYSTEMS</b>		<b>23.00</b>	<b>1,835,479</b>

**INFORMATION TECHNOLOGY SERVICES (ITS)**

**MANAGEMENT**

Boes, R.	Administrator III	1.00	108,504
Martin, D.	Administrator III	1.00	98,580
Michael, J.	Administrator III	<u>1.00</u>	<u>94,344</u>
<b>Total Management</b>		3.00	301,428

**STAFF**

Amaro, S.	Operating Systems Analyst - 12 month	1.00	70,632
Barbery, G.	Administrative Analyst/Special - 12 month	1.00	38,220
Bates, H.	Equipment Systems Specialist - 12 month	1.00	32,208
Blain, E.	Administrative Support Coordinator - 12 month	1.00	39,948
Chou, C.	Operating Systems Analyst - 10/12 month	1.00	59,592
Ciluffo, T.	Equipment Systems Specialist - 12 month	1.00	31,572
DeLeon, S.	Senior Data Control Technician	1.00	36,180
Denny, H.	Equipment Systems Specialist - 12 month	1.00	32,208
Endonino, J.	Network Analyst - 12 month	1.00	67,800
Gagne, T.	Administrative Analyst/Special - 12 month	1.00	46,680
Garvey, M.	Operating Systems Analyst - 12 month	1.00	60,264
Hancock, C.	Information Technology Consultant - 12 month	1.00	76,884
Harding, M.	Equipment Systems Specialist - 12 month	1.00	47,952
Heeren, K.	Equipment Systems Specialist - 12 month	1.00	32,208
Hernandez, D.	Equipment Systems Specialist - 12 month	1.00	31,572
Jensen, P.	Operating Systems Analyst - 12 month	1.00	76,980
King, G.	Equipment Systems Specialist - 12 month	1.00	32,208
List, E.	Operating Systems Analyst - 12 month	1.00	72,408
Lopez, A.	Administrative Support Assistant - 12 month	1.00	28,104
Mize, M.	Operating Systems Analyst - 12 month	1.00	64,020
Newsome, J.	Equipment Systems Specialist - 12 month	1.00	31,572
O'Boylan, K.	Information Technology Consultant - 12 month	1.00	49,392
Schlundt, E.	Equipment Systems Specialist - 12 month	1.00	37,896
Sheldon, N.	Equipment Systems Specialist - 12 month	1.00	34,980
Villegas, R.	Network Analyst - 12 month	1.00	87,684
Wells, J.	Information Technology Consultant - 12 month	<u>1.00</u>	<u>47,952</u>

<b>Total Staff</b>		26.00	1,267,116
<b>TOTAL INFORMATION TECHNOLOGY SERVICES (ITS)</b>		<b>29.00</b>	<b>1,568,544</b>

**CALIFORNIA STATE UNIVERSITY, FRESNO**  
**SALARIES AS OF NOVEMBER, 2005**

**TELE-COMMUNICATIONS**

**STAFF**

Cook, C.	Network Analyst - 12 month	1.00	60,756
Douglas, A.	Administrative Support Assistant - 12 month	1.00	35,760
Grijalva, J.	Equipment Technician II, Electronic	1.00	44,700
Jackson, S.	Information Technology Consultant - 12 month	1.00	70,068
Kachadoorian, J.	Equipment Systems Specialist - 12 month	1.00	40,416
Lewis, G.	Network Analyst - 12 month	1.00	75,696
Makar, E.	Administrative Support Assistant - 12 month	1.00	36,024
Martinez, L.	Equipment Technician III, Electronic	1.00	53,304
Scherer, C.	Equipment Systems Specialist - 12 month	1.00	52,920
Torres, J.	Equipment Systems Specialist - 12 month	1.00	56,064
Ward, R.	Equipment Systems Specialist - 12 month	1.00	47,916
Williamson, D.	Equipment Systems Specialist - 12 month	<u>1.00</u>	<u>40,416</u>
<b>Total Staff</b>		12.00	614,040
	<b>TOTAL TELE-COMMUNICATIONS</b>	<b>12.00</b>	<b>614,040</b>

<b><u>TOTAL INFORMATION TECHNOLOGY</u></b>	<b><u>86.80</u></b>	<b><u>5,265,101</u></b>
--	---------------------	-------------------------

**CALIFORNIA STATE UNIVERSITY, FRESNO**

**GENERAL FUND**

**2005/06 BUDGET SUMMARY**

<b>SCHOOL/DEPARTMENT</b>	<b>2004/05 Initial Budget</b>	<b>2004/05 Final Budget*</b>	<b>2004/05 Actual Expenditures</b>	<b>2005/06 Initial Budget</b>	<b>PY Carry Forward</b>
<b>CENTRALLY MANAGED</b>					
<i>Centrally Managed</i>					
Compensation	\$430,623	\$115,970		\$4,457,336	\$115,970
Benefits	34,817,992	37,158,992	35,555,751	38,116,492	\$1,603,241
Strategic Planning	500,000	216,090		500,000	\$216,090
Special Initiatives (Economic Development)	650,000	352,275		650,000	\$352,275
Risk Management Pool	3,853,075	4,048,075	4,296,190	3,997,375	(\$248,115)
Cal State Teach	500,000			500,000	\$0
Unallocated Reserve	77,054	(383,338)	(623,816)	775,957	\$240,478
Apple Funds		(12,430)	(49,282)		\$36,852
Dell Rebates			318,434		(\$318,434)
Summer Arts				297,000	
YRO Buydown		1,315,495	600,000		\$715,495
PeopleSoft Implementation Loan		(1,377,794)			(\$1,377,794)
Student Financial Aid	13,699,025	13,698,696	13,698,696	14,844,820	\$0
Work-Study	1,095,801	1,204,413	829,275	825,803	\$375,138
Central Utility Management			22,915	4,830,472	(\$22,915)
<b>SUB-TOTAL CENTRAL MANAGED</b>	<b>\$55,623,570</b>	<b>\$56,336,444</b>	<b>\$54,648,163</b>	<b>\$69,795,255</b>	<b>\$1,688,281</b>
<b>University Reserve</b>	<b>\$1,141,692</b>	<b>\$189,864</b>	<b>(\$29,431)</b>	<b>\$1,141,692</b>	<b>\$219,295</b>
Roll Forward Control Account		(\$24,253,434)	(\$24,253,434)		\$0
<b>TOTAL CENTRALLY MANAGED</b>	<b>\$56,765,262</b>	<b>\$32,272,874</b>	<b>\$30,365,298</b>	<b>\$70,936,947</b>	<b>\$1,907,576</b>

\* Final Budget includes Prior Year Carry Forward.



**CALIFORNIA STATE UNIVERSITY FRESNO**  
**GENERAL FUND**  
**2005-06 BUDGETS BY CATEGORY**

SCHOOL/DEPARTMENT	Tenured Faculty	Lecturers, G/A, T/A	MPP	Staff & Temp Help	Students	Personal Serv Reserve	OEE	Total*
<b>CENTRALLY MANAGED</b>								
Compensation						\$4,457,336		\$4,457,336
Benefits							38,116,492	\$38,116,492
Cal State Teach							500,000	\$500,000
Risk Management Pool							3,997,375	\$3,997,375
Student Financial Aid							14,844,820	\$14,844,820
Work-Study					825,803			\$825,803
YRO Buydown								\$0
Strategic Planning							500,000	\$500,000
Special Initiatives (Economic Development)							650,000	\$650,000
Unallocated Reserve							775,957	\$775,957
University Reserve							1,141,692	\$1,141,692
Summer Arts							297,000	\$297,000
Utilities							4,830,472	\$4,830,472
Apple Funds								\$0
Special Projects								\$0
Dell Rebates								\$0
<b>SUB-TOTAL CENTRAL MANAGED</b>	\$0	\$0	\$0	\$0	\$825,803	\$4,457,336	\$65,653,808	\$70,936,947
Roll Forward Control Account								
<b>TOTALS CENTRALLY MANAGED</b>	\$0	\$0	\$0	\$0	\$825,803	\$4,457,336	\$65,653,808	\$70,936,947

\* Budgeted Salaries will not necessarily match position listing.  
Position Listings are a snap-shot of only one month.

**CALIFORNIA STATE UNIVERSITY, FRESNO**  
**GENERAL FUND**  
**2005/06 BUDGET SUMMARY**

<b>SCHOOL/DEPARTMENT</b>	<b>2004/05 Initial Budget</b>	<b>2004/05 Final Budget</b>	<b>2004/05 Actual Expenditures</b>	<b>2005/06 Initial Budget</b>
<b>REIMBURSED ACTIVITIES</b>				
Reimbursed Activities	\$6,200,000	\$6,425,000	\$6,402,906	\$6,200,000
<b>TOTAL REIMBURSED ACTIVITIES</b>	<b>\$6,200,000</b>	<b>\$6,425,000</b>	<b>\$6,402,906</b>	<b>\$6,200,000</b>

# CALIFORNIA STATE UNIVERSITY FRESNO

## GENERAL FUND

### 2005-06 BUDGETS BY CATEGORY

SCHOOL/DEPARTMENT	Tenured Faculty	Lecturers, G/A, T/A	MPP	Staff & Temp Help	Students	Personal Serv Reserve	OEE	Total*
<b>CENTRALLY MANAGED</b>								
Compensation						\$4,457,336		\$4,457,336
Benefits							38,116,492	\$38,116,492
Cal State Teach							500,000	\$500,000
Risk Management Pool							3,997,375	\$3,997,375
Student Financial Aid							14,844,820	\$14,844,820
Work-Study					825,803			\$825,803
YRO Buydown								\$0
Strategic Planning							500,000	\$500,000
Special Initiatives (Economic Development)							650,000	\$650,000
Unallocated Reserve							775,957	\$775,957
University Reserve							1,141,692	\$1,141,692
Summer Arts							297,000	\$297,000
Utilities							4,830,472	\$4,830,472
Apple Funds								\$0
Special Projects								\$0
Dell Rebates								\$0
<b>SUB-TOTAL CENTRAL MANAGED</b>	\$0	\$0	\$0	\$0	\$825,803	\$4,457,336	\$65,653,808	\$70,936,947
Roll Forward Control Account								
<b>TOTALS CENTRALLY MANAGED</b>	\$0	\$0	\$0	\$0	\$825,803	\$4,457,336	\$65,653,808	\$70,936,947

\* Budgeted Salaries will not necessarily match position listing.  
Position Listings are a snap-shot of only one month.

**CALIFORNIA STATE UNIVERSITY, FRESNO**

**GENERAL FUND**

**2005/06 BUDGET SUMMARY**

<b>SCHOOL/DEPARTMENT</b>	<b>2004/05 Initial Budget</b>	<b>2004/05 Final Budget</b>	<b>2004/05 Actual Expenditures</b>	<b>2005/06 Initial Budget</b>
<b>REIMBURSED ACTIVITIES</b>				
Reimbursed Activities	\$6,200,000	\$6,425,000	\$6,402,906	\$6,200,000
<b>TOTAL REIMBURSED ACTIVITIES</b>	<b>\$6,200,000</b>	<b>\$6,425,000</b>	<b>\$6,402,906</b>	<b>\$6,200,000</b>



**CALIFORNIA STATE UNIVERSITY FRESNO**  
**2005-06 BUDGETS BY CATEGORY**

SCHOOL/DEPARTMENT	Tenured Faculty	Lecturers, G/A, T/A	MPP	Staff & Temp Help	Students	Personal Serv Reserve	OEE	Total*
<b>REIMBURSED ACTIVITIES</b>								
<i>Reimbursed</i>								
Reimbursed Activities							\$6,200,000	\$6,200,000
<b>TOTAL ACADEMIC AFFAIRS</b>	<b>\$0</b>	<b>\$0</b>	<b>\$0</b>	<b>\$0</b>	<b>\$0</b>	<b>\$0</b>	<b>\$6,200,000</b>	<b>\$6,200,000</b>

\* Budgeted Salaries will not necessarily match position listing.  
 Position Listing are a snap-shot of only one month.

**CALIFORNIA STATE UNIVERSITY, FRESNO**  
**SALARIES AS OF NOVEMBER, 2005**

NAME	CLASS	TIMEBASE	ANNUAL SALARY
<b><u>REIMBURSED ACTIVITIES</u></b>			
<b>MANAGEMENT</b>			
Adishian-Astone, D.	Administrator IV	1.00	131,556
Angle, P.	Administrator II	1.00	55,512
Dunn, M.	Administrator III	1.00	130,632
Jamra, E.	Administrator II	1.00	105,000
Matlock, M.	Administrator II	0.50	34,008
Milutinovich, D.	Administrator III	1.00	97,176
Puphal, S.	Administrator II	<u>1.00</u>	
<i>Total Management</i>		6.50	553,884
<b>STAFF</b>			
Henkel, B.	Administrative Analyst/Specialist - 12 month	1.00	42,744
Laird, P.	Administrative Analyst/Specialist - 12 month	1.00	37,968
Melvold, C.	Administrative Analyst/Specialist - 12 month	1.00	42,744
Shaffer, S.	Administrative Analyst/Specialist - 12 month	1.00	44,916
Zenteno, T.	Administrative Support Coordinator - 12 month	<u>0.75</u>	<u>29,466</u>
<i>Total Staff</i>		4.75	197,838
		<b>TOTAL REIMBURSED</b>	<b>11.25</b>
			<b>751,722</b>
		<b><u>TOTAL REIMBURSED ACTIVITIES</u></b>	<b><u>11.25</u></b>
			<b><u>751,722</u></b>

## TRUST FUNDS

In addition to the State allocation and student fee sources, several other programs provide sources of revenue “entrusted” to the University for specific purposes. They include the Continuing Education Revenue Fund, Health Fees Fund, and Parking Revenue Funds. These programs generate revenue by assessing special fees to those receiving the program benefits. They are classified as enterprise funds, even though not supported explicitly by State appropriations, and as such are subject to State regulation. They are controlled by financial and program policies of the Board of Trustees. Additionally, the University also has various local Trust Funds that provide various other services to the University. The operating budgets for these self-supporting programs come from these projected revenues.

By law, lottery funds must be used for educational purposes. Lottery revenue is projected and budgeted for distribution to the campuses in the Lottery Education Fund. When lottery revenue is in excess of the amounts budgeted, a one-time distribution can be made to campuses.

The Continuing Education Revenue Fund (CERF) is financed by student tuition and other fees. Courses and programs offered include both credit and non-credit instruction, and are delivered on and off the campus. Credit instruction, particularly those of Special Sessions and Summer Sessions, may often be applied to graduate and undergraduate degree programs.

The Health Fees Fund is the repository for the mandatory Student Health Fee and provides resources for the Student Health Center.

Most of the Parking program revenue comes from parking fees and fines paid by users, including students, faculty, staff and visitors. The campus uses the revenue for campus Parking operations and maintenance, for debt service on bonds, and for Ride-share Program expenses. California State University, Fresno currently has 7,992 parking spaces.

**CALIFORNIA STATE UNIVERSITY, FRESNO**

**TRUST FUNDS**

**2005/06 BUDGET SUMMARY**

<b>FUND</b>	<b>2004/05 Initial Budget</b>	<b>2004/05 Actual Revenue</b>	<b>2004/05 Actual Expenditures</b>	<b>2005/06 Initial Budget</b>	<b>PY Rolled Forward</b>
<b>TRUST FUNDS</b>					
Continuing Education	\$7,027,900	\$6,175,055	\$4,199,767	\$2,927,405	\$7,455,183
Health Fee	2,100,000	2,724,384	3,168,840	2,100,000	1,273,542
Lottery Education	1,694,000	2,351,234	2,159,761	1,661,000	1,336,937
Parking - Fees	2,600,000	2,452,150	2,203,552	2,583,337	873,382
Parking - Fines & Forefeitures	650,000	751,020	707,559	950,199	677,867
Other Trust Funds	8,837,457	10,033,654	15,716,691		3,154,420
<b>TOTAL TRUST FUNDS</b>	<b>\$22,909,357</b>	<b>\$24,487,497</b>	<b>\$28,156,170</b>	<b>\$10,221,941</b>	<b>\$14,771,331</b>



**CALIFORNIA STATE UNIVERSITY, FRESNO**

**TRUST FUNDS**

**2005/06 BUDGET SUMMARY**

<b>FUND</b>	<b>2004/05 Initial Budget</b>	<b>2004/05 Actual Revenue</b>	<b>2004/05 Actual Expenditures</b>	<b>2005/06 Initial Budget</b>	<b>PY Rolled Forward</b>
<b>CONTINUING EDUCATION REVENUE FUND</b>					
<b>CONTINUING &amp; GLOBAL EDUCATION FUND</b>					
Continuing And Global Education	\$7,027,900	\$5,116,435	\$3,913,779	\$2,927,405	\$3,807,214
CE Major Project Reserve		\$162,925	\$9,711		\$3,028,561
<b>TOTAL CONTINUING &amp; GLOBAL EDUC FUND</b>	\$7,027,900	\$5,279,360	\$3,923,490	\$2,927,405	\$6,835,775
<b>OTHER PROGRAMS</b>					
Central CA Reading Recovery Program *		\$71,299	\$6,882		\$64,417
Executive MBA Program *		\$688,233	\$219,276		\$468,947
International Summer Program *		\$136,163	\$50,119		\$86,044
<b>TOTAL OTHER PROGRAMS</b>	\$0	\$895,695	\$276,277	\$0	\$619,408
<b>TOTAL CONTINUING &amp; GLOBAL EDU FUND</b>	<b>\$7,027,900</b>	<b>\$6,175,055</b>	<b>\$4,199,767</b>	<b>\$2,927,405</b>	<b>\$7,455,183</b>

\* These programs are not managed by Continuing and Global Education

**CALIFORNIA STATE UNIVERSITY, FRESNO**  
**SALARIES AS OF NOVEMBER, 2005**

NAME	CLASS	TIMEBASE	ANNUAL SALARY
<b><u>CONTINUING AND GLOBAL EDUCATION FUND</u></b>			
<b><i>CONTINUING AND GLOBAL EDUCATION</i></b>			
<b>MANAGEMENT</b>			
Gonzalez, B.	Administrator III	<u>1.00</u>	<u>125,424</u>
<b><i>Total Management</i></b>		1.00	125,424
<b>STAFF</b>			
Acosta, M.	Administrative Support Assistant - 12 month	1.00	29,256
Ashbeck, L.	Extended Education Specialist II	1.00	57,756
Brassfield, K.	Administrative Support Assistant - 12 month	1.00	31,320
Dryden, D.	Administrative Analyst/Specialist - 12 month	1.00	45,792
Erysian, B.	Extended Education Specialist I	0.75	41,436
Griffin, S.	Administrative Analyst/Specialist - 12 month	1.00	46,020
Hawthornth, S.	Extended Education Specialist II	1.00	57,384
Hollenbeck, T.	Public Affairs/Comm Spec - 12 month	1.00	35,004
Rodriguez, D.	Administrative Support Coordinator - 12 month	1.00	34,896
Smith, C.	Administrative Support Coordinator - 12 month	<u>1.00</u>	<u>37,032</u>
<b><i>Total Staff</i></b>		9.75	415,896
<b><u>TOTAL CONTINUING AND GLOBAL EDUCATION FUND</u></b>		<b><u>10.75</u></b>	<b><u>541,320</u></b>

**CALIFORNIA STATE UNIVERSITY, FRESNO**

**TRUST FUNDS**

**2005/06 BUDGET SUMMARY**

<b>FUND</b>	<b>2004/05 Initial Budget</b>	<b>2004/05 Actual Revenue</b>	<b>2004/05 Actual Expenditures</b>	<b>2005/06 Initial Budget</b>	<b>PY Rolled Forward</b>
<b><u>PARKING AND TRANSPORTATION FUNDS</u></b>					
<b>PARKING FUND - FEES</b>					
Parking - Fees	\$2,600,000	\$2,452,150	\$2,203,552	\$2,583,337	\$873,382
<b>TOTAL PARKING FUND - FEES</b>	<b>\$2,600,000</b>	<b>\$2,452,150</b>	<b>\$2,203,552</b>	<b>\$2,583,337</b>	<b>\$873,382</b>
<b>PARKING FUND- FINES &amp; FORFEITURES COLLECTION</b>					
Parking Fund - Fines	\$650,000	\$751,020	\$707,559	\$950,199	\$677,867
<b>TOTAL PARKING - FINES &amp; FORFEITURE</b>	<b>\$650,000</b>	<b>\$751,020</b>	<b>\$707,559</b>	<b>\$950,199</b>	<b>\$677,867</b>
<b>TOTAL PARKING &amp; TRANSPORATATION FUNDS</b>	<b>\$3,250,000</b>	<b>\$3,203,170</b>	<b>\$2,911,111</b>	<b>\$3,533,536</b>	<b>\$1,551,249</b>

**CALIFORNIA STATE UNIVERSITY, FRESNO**  
**SALARIES AS OF NOVEMBER, 2005**

NAME	CLASS	TIMEBASE	ANNUAL SALARY
------	-------	----------	------------------

**PARKING AND TRANSPORTATION FUNDS**

***PARKING FEES***

***STAFF***

Camacho, B.	Parking Officer - 12 month	0.50	15,342
Cowings, M.	Community Services Spec - 12 month	0.50	15,648
Gatzman, M.	Administrative Analyst/Specialist - 12 month	0.50	18,936
Jones, T.	Community Services Spec - 12 month	0.50	17,994
Martinez, F.	Administrative Analyst/Specialist - 12 month	0.50	28,350
Napoletano Jr., F.	Parking Officer - 12 month	0.50	96,270
Ortega, M.	Parking Officer - 12 month	0.50	15,342
Quesada, M.	Administrative Support Assistant - 12 month	0.50	15,342
Ramirez, N.	Parking Officer - 12 month	0.50	16,968
Reyes, R.	Parking Officer - 12 month	0.50	13,914
Roman, M.	Parking Officer - 12 month	0.50	15,342
Willis, J.	Administrative Support Coord - 12 month	<u>0.50</u>	<u>20,718</u>

***Total Staff***

***TOTAL PARKING FEES***

6.00	290,166
<b>6.00</b>	<b>290,166</b>

***PARKING - FINES & FORFEITURES***

***STAFF***

Brantley, D.	Parking Officer - 12 month	1.00	3,060
Camacho, B.	Parking Officer - 12 month	0.50	15,342
Cowings, M.	Community Services Spec - 12 month	0.50	15,648
Gatzman, M.	Administrative Support Coordinator - 12 month	0.50	18,936
Leanos, J.	Parking Officer - 12 month	1.00	27,828
Martinez, F.	Administrative Analyst/Specialist - 12 month	0.50	28,350
Napoletano Jr., F.	Parking Officer - 12 month	0.50	96,270
Ortega, M.	Parking Officer - 12 month	0.50	15,342
Quesada, M.	Administrative Support Assistant - 12 month	0.50	15,342
Ramirez, N.	Parking Officer - 12 month	0.50	16,968
Reyes, R.	Parking Officer - 12 month	0.50	13,914
Roman, M.	Parking Officer - 12 month	0.50	15,342
Soghoian, D.	Parking Officer - 12 month	1.00	27,828
Willis, J.	Administrative Support Coord - 12 month	<u>0.50</u>	<u>20,718</u>

***Total Staff***

***TOTAL PARKING - FINES & FORFEITURES***

8.50	330,888
<b>8.50</b>	<b>330,888</b>

**TOTAL PARKING AND TRANSPORTATION**

<b>14.50</b>	<b>621,054</b>
--------------	----------------

**CALIFORNIA STATE UNIVERSITY, FRESNO**

**TRUST FUNDS**

**2005/06 BUDGET SUMMARY**

<b>FUND</b>	<b>2004/05 Initial Budget</b>	<b>2004/05 Actual Revenue</b>	<b>2004/05 Actual Expenditures</b>	<b>2005/06 Initial Budget</b>	<b>PY Rolled Forward</b>
<b>HEALTH FEES FUND</b>					
Student Health Fee	\$2,100,000	\$2,512,125	\$3,042,482	\$2,100,000	\$274,294
Health Facilities Fee	\$0	\$212,259	\$126,358	\$0	\$999,248
<b>TOTAL HEALTH FEES FUND</b>	<b>\$2,100,000</b>	<b>\$2,724,384</b>	<b>\$3,168,840</b>	<b>\$2,100,000</b>	<b>\$1,273,542</b>



**CALIFORNIA STATE UNIVERSITY, FRESNO**  
**SALARIES AS OF NOVEMBER, 2005**

NAME	CLASS	TIMEBASE	ANNUAL SALARY
<b><u>HEALTH FEES FUND</u></b>			
<b><u>STUDENT HEALTH FEE</u></b>			
<b>MANAGEMENT</b>			
Haugen, L.	Administrator II	1.00	82,344
Paull, R.	Administrator IV	1.00	159,972
Simonson, D.	Administrator II	<u>1.00</u>	<u>82,140</u>
<b>Total Management</b>		3.00	324,456
<b>STAFF</b>			
Abraham, A.	Physician	1.00	116,700
Andersen, S.	Licensed Vocational Nurse	1.00	35,352
Archacki, S.	Administrative Support Assistant - 11/12 month	1.00	33,636
Beaver, R.	Administrative Support Assistant - 12 month	1.00	23,676
Bleile, N.	Physician	1.00	113,376
Carleton, P.	Health Records Technician	1.00	40,716
Carrasco, J.	Radiologic Technologist I	1.00	49,272
Collom, P.	Clinical Lab Technician I	1.00	47,316
Comelli, A.D.	Physician	1.00	110,388
Doyle, S.	Administrative Support Assistant - 12 month	1.00	23,208
Frigon, C.	Nurse Practitioner - 10/12 month	1.00	74,016
Gibson, V.	Administrative Support Assistant - 12 month	1.00	26,064
Gitchel, S.	Health Educator	1.00	51,696
Hamm, M.	Nurse Practitioner - 10 month	1.00	64,488
Jackson, E.	Licensed Vocational Nurse	1.00	34,296
Jackson, P.	Licensed Vocational Nurse	1.00	36,072
Little, D.	Physician	1.00	113,016
Miller, F.	Clinical Aid II	1.00	26,544
Molina, A.	Physician	1.00	128,352
Morris, S.	Health Educator	0.75	39,807
Nehring, D.	Physical Therapist II	1.00	49,416
Nelson, G.	Nurse Practitioner - 12 month	1.00	59,628
Ochoa, S.	Administrative Analyst/Specialist - 12 month	1.00	57,492
Press, L.	Physician - 12 month	0.05	5,936
Pursell, D.	Licensed Vocational Nurse	1.00	29,088
Ramos, E.	Clinical Lab Technician II	1.00	65,808
Reid, C.	Administrative Support Assistant - 10/12 month	1.00	26,868
Russler, R.	Nurse Practitioner	1.00	72,720
White, J.	Administrative Support Assistant - 10/12 month	<u>1.00</u>	<u>22,644</u>
<b>Total Staff</b>		27.80	1,577,591
<b><u>TOTAL HEALTH FEE</u></b>		<b><u>30.80</u></b>	<b><u>1,902,047</u></b>

**CALIFORNIA STATE UNIVERSITY, FRESNO**

**TRUST FUNDS**

**2005/06 BUDGET SUMMARY**

<b>FUND</b>	<b>2004/05 Initial Budget</b>	<b>2004/05 Actual Revenue</b>	<b>2004/05 Actual Expenditures</b>	<b>2005/06 Initial Budget</b>	<b>PY Rolled Forward</b>
<b>LOTTERY EDUCATION FUND</b>					
Lottery Education - All Programs	\$1,694,000	\$2,351,234	\$2,159,761	\$1,661,000	\$1,336,937
<b>TOTAL LOTTERY EDUCATION FUND</b>	<b>\$1,694,000</b>	<b>\$2,351,234</b>	<b>\$2,159,761</b>	<b>\$1,661,000</b>	<b>\$1,336,937</b>

**CALIFORNIA STATE UNIVERSITY, FRESNO**  
**SALARIES AS OF NOVEMBER, 2005**

NAME	CLASS	TIMEBASE	ANNUAL SALARY
<b><u>LOTTERY EDUCATION</u></b>			
<b><i>FACULTY MENTORING</i></b>			
<b><i>STAFF</i></b>			
Hall, L.	Administrative Support Assistant - 12 month	<u>1.00</u>	<u>29,124</u>
<b><i>Total Staff</i></b>		1.00	29,124
	<b><i>TOTAL FACULTY MENTORING</i></b>	1.00	29,124
	<b><u>TOTAL - LOTTERY EDUCATION</u></b>	<u>1.00</u>	<u>29,124</u>

**CALIFORNIA STATE UNIVERSITY, FRESNO**

**TRUST FUNDS**

**2005/06 BUDGET SUMMARY**

<b>FUND</b>	<b>2004/05 Carried Forward</b>	<b>2004/05 Total Revenue</b>	<b>2004/05 Actual Expenditures</b>	<b>PY Rolled Forward</b>
<b>OTHER TRUST FUNDS</b>				
Acctg Serv - Service Charge Fee	\$863,538	\$531,364	\$636,924	757,978
CDFA SCG	1,615,099	1,334,499	1,721,653	1,227,945
California Water Institute	1,396,484	3,831	472,637	927,678
ED Fund Financial Aid Outreach	138,563	147,431	204,975	81,019
Health Center Pharmacy	677,950	379,743	402,181	655,512
Telecommunications - CVIP	20,924	1,316,706	1,249,687	87,943
Key Card	45,411	217,039	244,510	17,940
Pay for Print	-267,069	206,433	4,932,567	-4,993,203
Printing Services	-2,519	401,483	417,033	-18,069
IRA Trusts	688,513	1,352,753	1,468,197	573,069
Contracts/Grants Trust	343,715	86,525	67,063	363,177
Student Course Fee Trust	1,421,625	2,838,258	2,647,341	1,612,542
Endowment Trust	1,070,207	46,785	78,183	1,038,809
Other Trust	825,016	1,170,804	1,173,740	822,080
<b>TOTAL OTHER TRUST FUNDS</b>	<b>\$8,837,457</b>	<b>\$10,033,654</b>	<b>\$15,716,691</b>	<b>\$3,154,420</b>

**CALIFORNIA STATE UNIVERSITY, FRESNO**  
**SALARIES AS OF NOVEMBER, 2005**

NAME	CLASS	TIMEBASE	ANNUAL SALARY
------	-------	----------	------------------

**OTHER TRUST FUNDS**

**ACCOUNTING SERVICES - SERVICE CHARGE TRUST**

**MANAGEMENT**

DiSessa, P.	Administrator II	1.00	<u>72,648</u>
<b>Total Management</b>		1.00	72,648

**STAFF**

Aquino, G.	Accounting Clerk	1.00	25,620
Paley, A.	Accounting Technician II	1.00	35,160
Vongdara, B.	Accounting Technician II	<u>1.00</u>	<u>206,076</u>
<b>Total Staff</b>		3.00	266,856

<b>TOTAL ACCOUNTING SERVICES</b>	<b>4.00</b>	<b>339,504</b>
----------------------------------	-------------	----------------

**CDFA SCG**

**STAFF**

Adhikari, D.	Research Technician I	0.49	<u>18,363</u>
<b>Total Staff</b>		0.49	18,363

<b>TOTAL CDFA SCG</b>	<b>0.49</b>	<b>18,363</b>
-----------------------	-------------	---------------

**CALIFORNIA WATER INSTITUTE**

**MANAGEMENT**

Canessa, P.	Administrator II	1.00	<u>85,800</u>
<b>Total Management</b>		1.00	85,800

**STAFF**

Sebasto, T.	Extended Ed Specialist I	1.00	<u>49,152</u>
<b>Total Staff</b>		1.00	49,152

<b>TOTAL CALIFORNIA WATER INSTITUTE</b>	<b>2.00</b>	<b>134,952</b>
---	-------------	----------------

**ED FUND FINANCIAL AID OUTREACH**

**STAFF**

Martinez, P.	Student Services Professional I - 12 month	1.00	<u>34,968</u>
<b>Total Staff</b>		1.00	34,968

<b>TOTAL ED FUND FINANCIAL AID OUTREACH</b>	<b>1.00</b>	<b>34,968</b>
---	-------------	---------------

**HEALTH CENTER PHARMACY**

**STAFF**

Blagg, T.	Pharmacist	1.00	81,324
Naito, D.	Pharmacist	0.60	48,794
Wright, S.	Clinical Aid	<u>1.00</u>	<u>35,028</u>
<b>Total Staff</b>		2.60	165,146

<b>TOTAL HEALTH CENTER PHARMACY</b>	<b>2.60</b>	<b>165,146</b>
-------------------------------------	-------------	----------------

**CVIP TELECOMMUNICATIONS**

**STAFF**

Fagundes, F.	Admin Analyst/Spec - 12 month	1.00	50,784
Fowler, J.	Operating Systems Analyst - 12 month	<u>1.00</u>	<u>53,772</u>
<b>Total Staff</b>		2.00	104,556

<b>TOTAL CVIP TELECOMMUNICATIONS</b>	<b>2.00</b>	<b>104,556</b>
--------------------------------------	-------------	----------------

**KEYCARD**

**STAFF**

Artist, J.	Administrative Analyst/Specialist - 12 month	1.00	<u>47,772</u>
<b>Total Staff</b>		1.00	47,772



**CALIFORNIA STATE UNIVERSITY, FRESNO**  
**SALARIES AS OF NOVEMBER, 2005**

NAME	CLASS	TIMEBASE	ANNUAL SALARY
	<i>TOTAL ONE CARD</i>	1.00	47,772
<b>PAY FOR PRINT</b>			
<b>STAFF</b>			
Krakow, R.	Administrative Support Coord - 12 month	<u>1.00</u>	<u>31,212</u>
<i>Total Staff</i>		1.00	31,212
	<i>TOTAL PAY FOR PRINT</i>	1.00	31,212
<b>PRINTING SERVICES</b>			
<b>MANAGEMENT</b>			
Hoyt, J.	Administrator I	<u>1.00</u>	<u>58,296</u>
<i>Total Management</i>		1.00	58,296
<b>STAFF</b>			
Julius, C.	Duplicating Machine Operator II	1.00	31,632
Murdock, J.	Reproduction Processes Assistant	1.00	39,168
Steitz, G.	Reproduction Processes Assistant	<u>1.00</u>	<u>30,348</u>
<i>Total Staff</i>		3.00	101,148
	<i>TOTAL PRINTING AND MAIL SERVICES</i>	4.00	159,444
<b><u>TOTAL OTHER TRUST FUNDS</u></b>		<u>18.09</u>	<u>1,035,917</u>

## AUXILIARY ORGANIZATIONS

Auxiliary organizations are formed to provide essential functions which are an integral part of the educational mission of the University. They are separate legal entities authorized in the Education Code to provide essential services to students and employees in accordance with local written agreements.

The following comprise the Auxiliary Organizations at California State University, Fresno:

- The Agricultural Foundation of California State University, Fresno
- California State University, Fresno Association, Inc.
- Associated Students of California State University, Fresno
- California State University, Fresno Foundation
- Fresno State Programs for Children, Inc.
- California State University, Fresno Athletic Corporation

The Agricultural Foundation of California State University, Fresno provides support for the financial management of the enterprise units and student projects. The Agricultural Foundation is responsible for ensuring prudent financial management of the enterprises and providing other related assistance to the College of Agricultural Sciences and Technology. The Agricultural Foundation supports the University Farm Laboratory. The majority of capital expenses associated with the University Farm Laboratory are funded through the Agricultural Operations budget rather than through the Agricultural Foundation. Management and accounting services are provided by the Association.

The California State University, Fresno Association, Inc. (Association) is comprised of the following operating units: Kennel Bookstore, University Courtyard (Housing), the Save Mart Center, the Student Recreation Center, University Food Services, and the University Student Union. The Association handles all of the commercial operations on behalf of the University. Campus commercial operations shall be self-supporting. Any surplus funds from commercial operations shall be used for such purposes as are consistent with CSU regulations. Student body center fees are collected by the University and then transferred to the Association for facility bond costs and operating costs for both the University Student Union and the Student Recreation Center.

The Associated Students of California State University, Fresno is a student-run organization that operates such activities as student government, student newspapers, cultural programs, and other student activities related to the overall educational mission of the campus. Management and accounting services are provided by the Association.

The California State University, Fresno Foundation ("Foundation") administers the scholarship, student loan, and endowment program. Provides post award fiscal administration and support services for over \$25 million of grants/contracts, research, and other projects throughout the University – receiving funds from Federal, State, and local agencies, private companies, and private non-profit corporations. The Foundation acts as fiscal agent for approximately 700 campus program trust accounts. The Foundation is the designated auxiliary to receive and administer all gifts and bequests to the University. Management and accounting services are provided by the Association.

Fresno State Programs for Children, Inc. ("PFC") operates the following four child care sites: Campus Children's Center (3) and the Early Education Center (1). These sites are funded by parent fees, State and Federal Grant and Contract funds. Management and accounting services are provided by the Association.

The California State University, Fresno Athletic Corporation was created to operate the University's intercollegiate athletic program. The intercollegiate athletic program offers 17 sports (7 men and 10 women), most of which operate within the Western Athletic Conference (WAC). Funding for the athletics program includes general fund support, ticket revenue, charitable contributions and revenue distributions from the NCAA and WAC.

**CALIFORNIA STATE UNIVERSITY, FRESNO**  
**AUXILIARY**  
**2005/06 BUDGET SUMMARY**

<b>UNIVERSITY AUXILIARY</b>	<b>2004/05 Initial Budget</b>	<b>2004/05 Actual Income</b>	<b>2004/05 Actual Expenses</b>	<b>2005/06 Approved Budget</b>
<b>THE AGRICULTURAL FOUNDATION OF CALIFORNIA STATE UNIVERSITY, FRESNO</b>	\$3,669,209	\$3,953,937	\$3,344,897	\$3,759,802
<b>CALIFORNIA STATE UNIVERSITY, FRESNO ASSOCIATION, INC.</b>	33,688,000	31,962,467	33,441,701	35,487,400
<b>ASSOCIATED STUDENTS OF CALIFORNIA STATE UNIVERSITY, FRESNO</b>	541,677	604,521	500,882	591,253
<b>CALIFORNIA STATE UNIVERSITY, FRESNO FOUNDATION</b>				
<b>FINANCIAL SERVICES <sup>(a)</sup></b>	0	4,410,080	0	0
<b>GRANTS AND CONTRACTS <sup>(b)</sup></b>	25,000,000	25,517,998	25,517,998	25,000,000
<b>CALIFORNIA STATE UNIVERSITY, FRESNO ATHLETIC CORPORATION</b>	22,578,200	21,426,475	22,098,416	22,449,995
<b>FRESNO STATE PROGRAMS FOR CHILDREN, INC.</b>	1,441,060	1,590,495	1,489,043	1,520,358
<b>BULLDOG FOUNDATION <sup>(c)</sup></b>	\$716,320	\$769,601	\$769,601	\$826,186
<b>TOTAL</b>	<b>\$87,634,466</b>	<b>\$90,235,574</b>	<b>\$87,162,538</b>	<b>\$89,634,994</b>

a) Foundation Financial Services includes indirect cost reimbursements from sponsored program activity.

b) Grants and Contracts reflects direct cost only. The indirect portion is included in the Foundation Financial Services line.

c) Not a recognized CSU auxiliary organization.

**CALIFORNIA STATE UNIVERSITY, FRESNO**

**AUXILIARY**

**2005/06 BUDGET SUMMARY**

<b>AUXILIARY</b>	<b>2004/05 Actual Income</b>	<b>2004/05 Actual Expenses</b>	<b>2004/05 Net Surplus/ Deficit</b>	<b>2005/06 Budgeted Income</b>	<b>2005/06 Budgeted Expenses</b>	<b>2005/06 Net Surplus/ Deficit</b>
<b>AGRICULTURAL FOUNDATION</b>						
Administration	\$121,993	\$121,993	\$0	\$181,878	\$150,600	\$31,278
Beef Enterprise	431,427	450,517	(19,090)	434,390	431,090	3,300
Dairy	622,538	515,893	106,645	533,050	529,924	3,126
Dairy Industry	151,694	147,550	4,144	152,100	139,716	12,384
Farm Market	237,477	212,250	25,227	235,189	218,705	16,484
Farm Operations	199,898	38,311	161,587	40,000	40,000	0
Field Crops	171,109	119,860	51,249	149,610	147,775	1,835
Meats Lab	181,533		181,533	230,000	227,008	2,992
Orchard	339,219	270,929	68,290	352,980	336,705	16,275
Ornamental Horticulture-Floral	130,883	137,105	(6,222)	188,050	159,195	28,855
Ornamental Horticulture-Nursery	27,151	29,472	(2,321)	31,684	31,184	500
Poultry			0	3,200	3,185	15
Hackney Horse	9,199	9,199	0	22,650	22,650	0
Quarter Horse	79,007	98,448	(19,441)	112,250	124,048	(11,798)
Rodeo	2,468	2,180	288	14,800	11,090	3,710
Sheep	30,328	23,554	6,774	25,000	30,605	(5,605)
Student Horse Center	132,827	118,620	14,207	140,700	139,730	970
Swine	179,765	179,051	714	194,730	193,558	1,172
Vegetable Crops	151,131	181,142	(30,011)	147,000	145,670	1,330
Vineyard - Raisin & Wine Grapes	79,356	66,602	12,754	92,725	82,253	10,472
Vineyard - Table Grapes	181,901	122,754	59,147	121,840	121,055	785
Winery	490,851	499,206	(8,355)	481,049	471,724	9,325
Student Projects	2,182	261	1,921	4,636	2,332	2,304
<b>TOTAL AGRICULTURAL FNDTN</b>	<b>\$3,953,937</b>	<b>\$3,344,897</b>	<b>\$609,040</b>	<b>\$3,889,511</b>	<b>\$3,759,802</b>	<b>\$129,709</b>



CALIFORNIA STATE UNIVERSITY, FRESNO  
SALARIES AS OF JANUARY, 2006

NAME	CLASS	TIMEBASE	ANNUAL SALARY
<b>THE AGRICULTURAL FOUNDATION OF CALIFORNIA STATE UNIVERSITY, FRESNO</b>			
<b>FLORAL LABORATORY</b>			
<b>STAFF</b>			
Kane, S.	Floral Shop Manager	<u>1.00</u>	<u>37,260</u>
	<b>Total Staff</b>	1.00	37,260
<b>TOTAL FLORAL</b>		<b>1.00</b>	<b>37,260</b>
<b>WINERY</b>			
<b>MANAGEMENT</b>			
Giannini, J.	Winemaker	<u>1.00</u>	<u>62,100</u>
	<b>Total Management</b>	1.00	62,100
<b>STAFF</b>			
Jones, G.	Marketing Coordinator	<u>1.00</u>	<u>49,680</u>
	<b>Total Staff</b>	1.00	49,680
<b>TOTAL WINERY</b>		<b>2.00</b>	<b>111,780</b>
<b><u>TOTAL, AGRICULTURAL FOUNDATION</u></b>		<u><b>1.00</b></u>	<u><b>149,040</b></u>

<sup>1</sup> Does not include commissions

**CALIFORNIA STATE UNIVERSITY, FRESNO**  
**AUXILIARY**  
**2005/06 BUDGET SUMMARY**

AUXILIARY		2004/05 Actual Income	2004/05 Actual Expenses	2004/05 Net Surplus/ Deficit	2005/06 Budgeted Income	2005/06 Budgeted Expenses	2005/06 Net Surplus/ Deficit
<b>FRESNO ASSOCIATION, INC.</b>							
<b>Bookstore</b>							
Kennel Bookstore		\$9,647,536	\$8,822,152	\$825,384	\$9,850,000	\$9,283,900	\$566,100
Kennel Copy Center		513,700	346,368	167,332	505,000	359,200	145,800
	<b>Total Bookstore</b>	<b>\$10,161,236</b>	<b>\$9,168,520</b>	<b>\$992,716</b>	<b>\$10,355,000</b>	<b>\$9,643,100</b>	<b>\$711,900</b>
<b>Food Services</b>							
Food Services Administration & Warehouse		(Admin Costs Allocated to Food Units)			(Admin Costs Allocated to Food Units)		
Carl's Jr.		109,366	195,354	(85,988)	0	0	0
Catering		838,286	932,698	(94,412)	790,000	946,900	(156,900)
Coffeehouse & Pub		315,298	350,202	(34,904)	348,000	344,700	3,300
Commissions (Vending/Juice Works)		35,161	0	35,161	34,500	0	34,500
Donations			56,437	(56,437)			
Maple Avenue BBQ		49,285	53,496	(4,211)	53,000	57,000	(4,000)
Residence Dining Facility		3,050,451	2,710,351	340,100	3,230,000	2,939,100	290,900
RoundTable Pizza		259,721	238,438	21,283	475,000	479,600	(4,600)
Special Events		0	0	0	0	0	0
University Restaurant		\$58,693	\$138,500	(\$79,807)	\$64,900	\$138,300	(\$73,400)
USU Food Court		779,145	793,696	(\$14,551)	791,000	795,800	(4,800)
The Union Snack Bar		361,955	327,460	34,495	314,000	282,200	31,800
	<b>Total Food Services</b>	<b>\$5,857,361</b>	<b>\$5,796,632</b>	<b>\$60,729</b>	<b>\$6,100,400</b>	<b>\$5,983,600</b>	<b>\$116,800</b>
<b>University Courtyard</b>							
Operations		\$4,559,358	\$4,126,954	\$432,404	\$4,752,400	\$4,404,500	\$347,900
	<b>Total - University Courtyard</b>	<b>\$4,559,358</b>	<b>\$4,126,954</b>	<b>\$432,404</b>	<b>\$4,752,400</b>	<b>\$4,404,500</b>	<b>\$347,900</b>
<b>Other - Donations</b>							
Dinuba Energy		\$273,226		\$273,226			
Smittcamp Honors Scholars Housing Allowance			75,000	(75,000)		125,000	(125,000)
Save Mart Center Suite			50,000	(50,000)		62,000	(62,000)
Other			7,668	(7,668)			
	<b>Total - Other</b>	<b>\$273,226</b>	<b>\$132,668</b>	<b>\$140,558</b>	<b>\$0</b>	<b>\$187,000</b>	<b>(\$187,000)</b>
<b>University Student Union</b>							
Building Ops - Maint. & Custodial		\$29,263	\$562,693	(\$533,430)	\$32,000	\$596,900	(\$564,900)

**CALIFORNIA STATE UNIVERSITY, FRESNO**

**AUXILIARY**

**2005/06 BUDGET SUMMARY**

<b>AUXILIARY</b>	<b>2004/05 Actual Income</b>	<b>2004/05 Actual Expenses</b>	<b>2004/05 Net Surplus/ Deficit</b>	<b>2005/06 Budgeted Income</b>	<b>2005/06 Budgeted Expenses</b>	<b>2005/06 Net Surplus/ Deficit</b>
General	2,056,947	1,224,161	832,786	2,001,100	1,155,800	845,300
Information Center/Reservations	10,848	82,070	(71,222)	10,000	106,000	(96,000)
Post Office	16,895	30,794	(13,899)	16,000	36,300	(20,300)
Productions	8,397	171,487	(163,090)	17,000	167,000	(150,000)
Public Relations/Graphics	2,945	11,249	(8,304)	4,200	19,000	(14,800)
Recreation Center	354,309	221,420	132,889	387,400	340,000	47,400
Satellite Student Union	90,439	111,390	(20,951)	72,500	119,200	(46,700)
<b>Total - Student Union</b>	<b>\$2,570,043</b>	<b>\$2,415,264</b>	<b>\$154,779</b>	<b>\$2,540,200</b>	<b>\$2,540,200</b>	<b>\$0</b>
<b>Administration/MIS</b>						
Administration/HR/Mgmt Information Systems	\$2,064,955	\$2,064,955	\$0	\$2,178,000	\$2,178,000	\$0
<b>Total - Administration/MIS</b>	<b>\$2,064,955</b>	<b>\$2,064,955</b>	<b>\$0</b>	<b>\$2,178,000</b>	<b>\$2,178,000</b>	<b>\$0</b>
<b>Save Mart Center</b>						
Operations & COI's	\$6,476,288	\$6,218,218	\$258,070	\$9,727,000	\$7,726,000	\$2,001,000
Depreciation & Bond Amortization (Non-Cash)		3,518,490	(3,518,490)		2,825,000	(2,825,000)
<b>Total Save Mart Center</b>	<b>\$6,476,288</b>	<b>\$9,736,708</b>	<b>(\$3,260,420)</b>	<b>\$9,727,000</b>	<b>\$10,551,000</b>	<b>(\$824,000)</b>
<b>TOTAL FRESNO ASSOCIATION, INC</b>	<b>\$31,962,467</b>	<b>\$33,441,701</b>	<b>(\$1,479,234)</b>	<b>\$35,653,000</b>	<b>\$35,487,400</b>	<b>\$165,600</b>

**CALIFORNIA STATE UNIVERSITY, FRESNO  
SALARIES AS OF JANUARY, 2006**

NAME	CLASS	TIMEBASE	ANNUAL SALARY
<b>CALIFORNIA STATE UNIVERSITY, FRESNO ASSOCIATION, INC.</b>			
<b>KENNEL BOOKSTORE</b>			
<b>MANAGEMENT</b>			
Bartel, S.	Book Department Manager	1.00	56,937
Durham, R.	Bookstore Director	1.00	87,990
Gartner, J.	Associate Director/Merchandise Manager	1.00	65,441
Nino, D.	Copy Center/Advertising Manager	1.00	41,868
Parkinson, C.	Operations Manager	1.00	54,996
Yeverino, H.	Computer/Software Dept Manager/MBS Systems Manager	<u>1.00</u>	<u>43,147</u>
<b>Total Management</b>		6.00	350,379
<b>STAFF</b>			
Braga, J.	Textbook Buyer	1.00	20,774
Carver, J.	Assistant Book Department Manager	1.00	39,344
Cruz, K.	Sales Floor Supervisor	1.00	28,715
Grace, M.	Money Room Clerk	1.00	27,572
Kent, E.	Copy Center Associate	1.00	27,323
Lastreto, N.	Sales Floor Associate	1.00	28,566
Spencer, K.	Assistant Merchandise Manager	1.00	35,061
Morris, G.	Shipping & Receiving Assistant	1.00	25,428
Simpson, C.	Administrative/Cash Operations Supervisor	1.00	38,531
Winters, M.	Shipping & Receiving Supervisor	<u>1.00</u>	<u>31,572</u>
<b>Total Staff</b>		10.00	302,886
<b>TOTAL KENNEL BOOKSTORE</b>		<b>16.00</b>	<b>653,265</b>
<b>UNIVERSITY FOOD SERVICE</b>			
<b>ADMINISTRATION</b>			
<b>MANAGEMENT</b>			
Fernandez, S.	Executive Chef	0.50	23,350
vacant	Director of Food Service	<u>1.00</u>	<u>74,520</u>
<b>Total Management</b>		1.50	97,870
<b>STAFF</b>			
vacant	Maintenance Supervisor	1.00	36,627
Lillian, C.	Office Manager	1.00	47,662
vacant	Administrative Assistant	<u>0.75</u>	<u>20,990</u>
<b>Total Staff</b>		2.75	105,279
<b>TOTAL ADMINISTRATION</b>		<b>4.25</b>	<b>203,149</b>
<b>CATERING AND SPECIAL EVENTS</b>			
<b>MANAGEMENT</b>			
Fernandez, S.	Executive Chef	0.50	23,350
Focarazzo, K.	Catering Manager	0.71	33,979
Fulfer, N.	Assistant Catering Manager	<u>1.00</u>	<u>28,080</u>
<b>Total Management</b>		2.21	85,409
<b>STAFF</b>			
Acosta, M.	Food Service Lead	1.00	22,884
Kramer, B.	Cook in Charge	1.00	26,609
Martinez, C.	Food Service Lead	1.00	22,884
Munt, L.	Administrative Assistant	<u>1.00</u>	<u>27,986</u>
<b>Total Staff</b>		4.00	100,363
<b>TOTAL CATERING</b>		<b>6.21</b>	<b>185,772</b>

**CALIFORNIA STATE UNIVERSITY, FRESNO  
SALARIES AS OF JANUARY, 2006**

NAME	CLASS	TIMEBASE	ANNUAL SALARY
<b>COFFEEHOUSE/PUB</b>			
<b>MANAGEMENT</b>			
Focarazzo, K.	Catering Manager	<u>0.03</u>	<u>1,436</u>
<b>Total Management</b>		0.03	1,436
<b>STAFF</b>			
vacant	Food Service Worker	<u>1.00</u>	<u>18,324</u>
<b>Total Staff</b>		1.00	18,324
<b>TOTAL COFFEEHOUSE/PUB</b>		<b>1.03</b>	<b>19,760</b>
<b>FOOD COURT</b>			
<b>MANAGEMENT</b>			
Cody, Q.	Cash Operations Manager	<u>1.00</u>	<u>39,848</u>
<b>Total Management</b>		1.00	39,848
<b>STAFF</b>			
Gonzales, M.	Food Service Worker	1.00	20,021
Martinez, M.	Food Service Worker	<u>1.00</u>	<u>22,066</u>
<b>Total Staff</b>		2.00	42,087
<b>TOTAL FOOD COURT</b>		<b>3.00</b>	<b>81,935</b>
<b>RESIDENCE DINING FACILITY</b>			
<b>MANAGEMENT</b>			
Guill, D.	Senior Manager	<u>1.00</u>	<u>51,717</u>
<b>Total Management</b>		1.00	51,717
<b>STAFF</b>			
Arias, J.	Custodial Lead	1.00	19,440
Castillo, S.	Cook	1.00	19,375
Clark, S.	Food Service Clerk	1.00	25,660
Galindo, J.	Cook in Charge	1.00	25,188
Garcia, R.	Food Service Lead	1.00	18,966
Guardado, J.	Cook	1.00	19,375
Madden, D.	Cook	1.00	18,299
Medina, J.	Food Service Worker	<u>1.00</u>	<u>19,418</u>
<b>Total Staff</b>		8.00	165,721
<b>TOTAL RESIDENCE DINING FACILITY</b>		<b>9.00</b>	<b>217,438</b>
<b>ROUNDTABLE PIZZA</b>			
<b>MANAGEMENT</b>			
Focarazzo, K.	Catering Manager	<u>0.03</u>	<u>1,436</u>
<b>Total Management</b>		0.03	1,436
<b>STAFF</b>			
Gossett, M.	Food Service Worker 3	<u>1.00</u>	<u>24,211</u>
<b>Total Staff</b>		1.00	24,211
<b>TOTAL ROUNDTABLE PIZZA</b>		<b>1.03</b>	<b>25,647</b>
<b>UNIVERSITY RESTAURANT</b>			
<b>MANAGEMENT</b>			
Focarazzo, K.	Catering Manager	<u>0.23</u>	<u>11,007</u>
<b>Total Management</b>		<b>0.23</b>	<b>11,007</b>
<b>TOTAL UNIVERSITY RESTAURANT</b>		<b>0.23</b>	<b>11,007</b>
<b>TOTAL UNIVERSITY FOOD SERVICE</b>		<b>24.75</b>	<b>744,708</b>



**CALIFORNIA STATE UNIVERSITY, FRESNO  
SALARIES AS OF JANUARY, 2006**

NAME	CLASS	TIMEBASE	ANNUAL SALARY
<b>UNIVERSITY COURTYARD</b>			
<b>FINANCIAL OPERATIONS</b>			
<b>MANAGEMENT</b>			
Boele, E.	Assistant Director of Housing	1.00	49,680
Johnson, K.	Director of Housing	<u>1.00</u>	<u>75,555</u>
<b>Total Management</b>		2.00	125,235
<b>STAFF</b>			
Aguayo, C.	Accounting Technician	1.00	34,000
vacant	Assistant to the Director of Housing	1.00	35,000
Pumarejo Rodriguez, D.	Accounts Receivable Clerk	1.00	30,306
Sanchez, D.	Clerical Assistant	<u>1.00</u>	<u>26,578</u>
<b>Total Staff</b>		4.00	125,884
<b>TOTAL FINANCIAL OPERATIONS</b>		<b>6.00</b>	<b>251,119</b>
<b>MARKETING &amp; SUMMER CONFERENCE</b>			
<b>STAFF</b>			
Deniston Gonzalez, A.	Assistant to the Summer Conference Coordinator	1.00	30,430
Dondero, C.	Marketing & Summer Conference Coordinator	<u>1.00</u>	<u>45,445</u>
<b>Total Staff</b>		2.00	75,875
<b>TOTAL MARKETING &amp; SUMMER CONFERENCE</b>		<b>2.00</b>	<b>75,875</b>
<b>PHYSICAL PLANT</b>			
<b>STAFF</b>			
McKinney, P.	Facilities Coordinator	<u>1.00</u>	<u>39,878</u>
<b>Total Staff</b>		1.00	39,878
<b>TOTAL PHYSICAL PLANT</b>		<b>1.00</b>	<b>39,878</b>
<b>TOTAL UNIVERSITY COURTYARD</b>		<b>9.00</b>	<b>366,872</b>
<b>UNIVERSITY STUDENT UNION</b>			
<b>BUILDING OPERATIONS</b>			
<b>STAFF</b>			
De La Cruz, R.	Sanitation & Maintenance Worker	1.00	28,541
Luna, C.	Sanitation & Maintenance Worker	1.00	21,636
Pendleton, P.	Maintenance Supervisor	1.00	40,253
Reyes, M.	Sanitation & Maintenance Worker	1.00	28,802
Rubio, V.	Custodial Supervisor	1.00	29,547
Tehee, J.	Maintenance Assistant	<u>1.00</u>	<u>24,960</u>
<b>Total Staff</b>		6.00	173,739
<b>TOTAL BUILDING OPERATIONS</b>		<b>6.00</b>	<b>173,739</b>
<b>GENERAL</b>			
<b>MANAGEMENT</b>			
Zarrin-Ehteram, M.	Associate Director - University Student Union	<u>1.00</u>	<u>59,430</u>
<b>Total Management</b>		1.00	59,430
<b>STAFF</b>			
vacant	Administrative Assistant	<u>1.00</u>	<u>37,545</u>
<b>Total Staff</b>		1.00	37,545
<b>TOTAL GENERAL</b>		<b>2.00</b>	<b>96,975</b>
<b>INFORMATION CENTER/RESERVATIONS</b>			

**CALIFORNIA STATE UNIVERSITY, FRESNO  
SALARIES AS OF JANUARY, 2006**

NAME	CLASS	TIMEBASE	ANNUAL SALARY
<b>STAFF</b>			
Allen, A.	Assistant Operations Services Manager	<u>1.00</u>	<u>29,026</u>
<i>Total Staff</i>		1.00	29,026
<b>TOTAL INFORMATION CENTER / RESERVATIONS</b>		<b>1.00</b>	<b>29,026</b>
<b>PRODUCTIONS</b>			
<b>MANAGEMENT</b>			
Edrington, J.	Program Advisor	<u>1.00</u>	<u>35,000</u>
<i>Total Management</i>		1.00	35,000
<b>STAFF</b>			
Chavez, S.	USU Secretary	<u>1.00</u>	<u>23,449</u>
<i>Total Staff</i>		1.00	23,449
<b>TOTAL PRODUCTIONS</b>		<b>2.00</b>	<b>58,449</b>
<b>RECREATION</b>			
<b>MANAGEMENT</b>			
Thomason, P.	Recreation Center Manager	<u>1.00</u>	<u>44,240</u>
<i>Total Management</i>		1.00	44,240
<b>TOTAL RECREATION CENTER</b>		<b>1.00</b>	<b>44,240</b>
<b>SATELLITE STUDENT UNION</b>			
<b>STAFF</b>			
Mileham, M.	Program Production Supervisor	<u>1.00</u>	<u>46,029</u>
<i>Total Staff</i>		1.00	46,029
<b>TOTAL SATELLITE STUDENT UNION</b>		<b>1.00</b>	<b>46,029</b>
<b>TOTAL UNIVERSITY STUDENT UNION</b>		<b>13.00</b>	<b>448,458</b>
<b>STUDENT RECREATION CENTER</b>			
<b>STUDENT RECREATION CENTER</b>			
<b>MANAGEMENT</b>			
Abel, D.	Assistant Director, Student Recreation Center	1.00	45,000
Walters, D.	Director, Student Recreation Center	<u>1.00</u>	<u>69,552</u>
<i>Total Management</i>		2.00	114,552
<b>TOTAL STUDENT RECREATION CENTER</b>		<b>2.00</b>	<b>114,552</b>
<b>ADMINISTRATION/HUMAN RESOURCES/MIS</b>			
<b>ACCOUNTING</b>			
<b>STAFF</b>			
Dehner, D.	Cashier	1.00	30,889
Maxwell, M.	Accounting Technician	1.00	32,000
Reynaga, K.	Accounting Clerk	1.00	28,566
Samonte, G.	Accounts/Payable Payroll	1.00	28,616
Sanders, V.	Staff Accountant	<u>1.00</u>	<u>38,614</u>
<i>Total Staff</i>		5.00	158,685
<b>TOTAL ACCOUNTING</b>		<b>5.00</b>	<b>158,685</b>
<b>ADMINISTRATION</b>			
<b>MANAGEMENT</b>			
Durant, T.	Corporate Operations Manager	1.00	56,817

**CALIFORNIA STATE UNIVERSITY, FRESNO  
SALARIES AS OF JANUARY, 2006**

NAME	CLASS	TIMEBASE	ANNUAL SALARY
Melikian, J.	Staff Counsel	1.00	95,000
Prestegard, P.	Chief Financial Officer	1.00	101,074
<b>Total Management</b>		3.00	252,891
<b>STAFF</b>			
Lucero, J.	Executive Assistant	1.00	44,401
Meza, A.	Receptionist	1.00	20,703
<b>Total Staff</b>		2.00	65,104
<b>TOTAL ADMINISTRATION</b>		5.00	317,995
<b>HUMAN RESOURCES &amp; PAYROLL</b>			
<b>MANAGEMENT</b>			
Miller, D.	Director of Human Resources	1.00	80,342
<b>Total Management</b>		1.00	80,342
<b>STAFF</b>			
Allen, L.	Payroll Technician	0.75	25,430
Lane, N.	Compensation & Benefits Supervisor	1.00	44,712
Pronovost, C.	Payroll Technician	1.00	39,496
Steadmon, A.	Human Resources Manager	0.80	40,624
Wiggins, L.	Human Resources Coordinator	0.75	24,111
<b>Total Staff</b>		4.30	174,373
<b>TOTAL HUMAN RESOURCES &amp; PAYROLL</b>		5.30	254,715
<b>MANAGEMENT INFORMATION SYSTEMS</b>			
<b>MANAGEMENT</b>			
Eurich, T.	Director of Management Information Services	1.00	67,275
<b>Total Management</b>		1.00	67,275
<b>STAFF</b>			
Plattner, M.	Network Specialist - MIS	1.00	54,238
Sorensen, B.	Computer Support Technician II	1.00	34,372
Workmon, M.	Administrative Assistant	1.00	27,986
<b>Total Staff</b>		3.00	116,596
<b>TOTAL MANAGEMENT INFORMATION SYSTEMS</b>		4.00	183,871
<b>TOTAL ADMINISTRATION/MIS</b>		19.30	915,266
<b>TOTAL, FRESNO ASSOCIATION, INC.</b>		84.05	3,243,121

**CALIFORNIA STATE UNIVERSITY, FRESNO**  
**AUXILIARY**  
**2005/06 BUDGET SUMMARY**

AUXILIARY	2004/05 Approved Budget	2004/05 Actuals	2005/06 Approved Budget
<b>ASSOCIATED STUDENTS, INC.</b>			
<b>REVENUE</b>			
Student Fees (Net of Financial Aid)	\$505,000	\$590,000	\$615,000
Other Income		0	
Multi-Cultural Center Project		0	
Interest Income	7,700	14,521	6,150
<b>Total Revenues</b>	<b>\$512,700</b>	<b>\$604,521</b>	<b>\$621,150</b>
<b>EXPENDITURES</b>			
Administrative Operations			
Administrative - Employees	\$80,000	\$84,535	\$89,565
Administrative - Office Administration	25,142	19,627	24,626
Administrative - Operations	88,335	54,124	83,280
Administrative Programs			
Administrative Programs - Elections	6,100	5,758	6,800
Administrative Programs - Miscellaneous	19,500	20,270	14,000
Programs & Services			
Programs & Services - California State Student Assoc.	10,200	9,547	21,600
Programs & Services - Campus Publications	49,000	49,000	49,000
Programs & Services - Campus Recreational Services	103,400	104,903	128,632
Programs & Services - Club Sports	9,000	8,690	6,000
Programs & Services - Administered Programs	51,000	41,438	57,750
Student Organizations			
Complimentary Support	90,000	79,990	110,000
<b>TOTAL EXPENSES</b>	<b>531,677</b>	<b>477,882</b>	<b>591,253</b>
Budgeted Net or Reserve Allocation	10,000	23,000	0
<b>Total Expenditures</b>	<b>\$541,677</b>	<b>\$500,882</b>	<b>\$591,253</b>
<b>NET TOTAL ASSOCIATED STUDENTS, INC</b>	<b>(\$28,977)</b>	<b>\$103,639</b>	<b>\$29,897</b>

**CALIFORNIA STATE UNIVERSITY, FRESNO**  
**SALARIES AS OF JANUARY, 2006**

NAME	CLASS	TIMEBASE	ANNUAL SALARY
<b><u>ASSOCIATED STUDENTS OF CALIFORNIA STATE UNIVERSITY, FRESNO</u></b>			
<b>RECREATION</b>			
<b>STAFF</b>			
Ballard, B.	Program Advisor	1.00	45,000
<b>Total Staff</b>		1.00	45,000
<b>TOTAL RECREATION</b>		1.00	45,000
<b>ASSOCIATED STUDENTS OFFICE</b>			
<b>STAFF</b>			
Perryman, D.	Office Manager	1.00	34,000
<b>Total Staff</b>		1.00	34,000
<b>TOTAL ASSOCIATED STUDENTS OFFICE</b>		1.00	34,000
<b><u>TOTAL, ASSOCIATED STUDENTS <sup>d)</sup></u></b>		<b>2.00</b>	<b>79,000</b>

d) Associated Students are employees of the Association; salaries and benefits are reimbursed to the Association by the ASI



**CALIFORNIA STATE UNIVERSITY, FRESNO**  
**AUXILIARY**  
**2005/06 BUDGET SUMMARY**

<b>AUXILIARY</b>		<b>2004/05 Approved Budget</b>	<b>2004/05 Actuals</b>	<b>2005/06 Approved Budget</b>
<b>FRESNO FOUNDATION FINANCIAL SERVICES</b>				
<b>INCOME</b>				
	Indirect Cost Recovery	\$1,500,000	\$1,706,554	\$1,625,000
	Trust Account Handling Charges	427,000	503,950	275,000
	Short Term Investments	340,000	325,946	250,000
	Accounting Services	0	0	0
	Miscellaneous	0	69	0
	Administrative Fee - Endowments	1,200,000	1,635,944	1,440,000
	<b>Subtotal Income</b>	<b>3,467,000</b>	<b>4,172,463</b>	<b>3,590,000</b>
	Gift Assessment Fee	300,000	237,617	300,000
	Deferred Interest Income	50,000	0	0
	<b>TOTAL INCOME</b>	<b>\$3,817,000</b>	<b>\$4,410,080</b>	<b>\$3,890,000</b>
<b>EXPENSES</b>				
	Salaries and Wages	\$404,600	\$420,051	\$512,336
	Employee Benefits	174,700	201,577	229,300
	Retired Employee Benefit	30,000	51,714	30,000
	Conferences/Education	1,000	10,147	10,000
	Consultants	6,000	608	
	Corporate Management/Financial Services	547,900	547,900	561,400
	Audit	45,500	63,213	75,000
	Depreciation	45,900	43,643	40,716
	Equipment Leasing	21,800	21,663	24,500
	Employee Recruitment	10,000	8,522	11,000
	Insurance	66,700	32,553	63,000
	Legal Fees	40,000	10,660	22,000
	Licenses/Permits/Fees	6,000	1,912	6,000
	Maintenance	27,600	19,372	22,620
	Office Supplies	28,500	18,578	28,500
	Postage	12,000	12,454	13,000
	Telephone	11,000	12,791	13,000
	Travel	2,000	4,468	13,900
	Utilities	24,000	21,292	24,000
	Miscellaneous	10,000	16,621	27,200

**CALIFORNIA STATE UNIVERSITY, FRESNO**  
**AUXILIARY**  
**2005/06 BUDGET SUMMARY**

<b>AUXILIARY</b>	<b>2004/05 Approved Budget</b>	<b>2004/05 Actuals</b>	<b>2005/06 Approved Budget</b>
<b>TOTAL EXPENSES</b>	<b>\$1,515,200</b>	<b>\$1,519,739</b>	<b>\$1,727,472</b>
<b>TOTAL SURPLUS AVAILABLE FOR DISTRIBUTION</b>	<b>\$2,301,800</b>	<b>\$2,890,341</b>	<b>\$2,162,528</b>
<b>FRESNO FOUNDATION FINANCIAL SERVICES</b>			
<b>DISTRIBUTIONS:</b>			
Building Fund Reserve	\$75,000		
University Indirect Cost Reimbursement	200,000	155,328	200,000
University Improvement Fund Surplus Allocation	257,295	256,015	161,000
Advancement/Development Surplus Allocation	1,410,624	1,743,506	1,244,847
Academic Affairs Surplus Allocation	358,881	735,491	556,681
<b>TOTAL DISTRIBUTIONS</b>	<b>\$2,301,800</b>	<b>\$2,890,340</b>	<b>\$2,162,528</b>

**CALIFORNIA STATE UNIVERSITY, FRESNO**  
**SALARIES AS OF JANUARY, 2006**

NAME	CLASS	TIMEBASE	ANNUAL SALARY
<b>CALIFORNIA STATE UNIVERSITY, FRESNO FOUNDATION</b>			
<b>FOUNDATION FINANCIAL SERVICES</b>			
<b>ADMINISTRATION</b>			
<b>MANAGEMENT</b>			
Kompsi, K.	Director of Financial Services	1.00	87,975
<i>Total Management</i>		1.00	87,975
<b>TOTAL ADMINISTRATION</b>		1.00	87,975
<b>FINANCIAL SERVICES</b>			
<b>STAFF</b>			
Cardell, S.	Accounting Assistant	1.00	28,901
Richards, J.	Procurement Technician	1.00	25,262
Rossol, R.	Staff Accountant	1.00	33,671
Serrano, M.	Trust Accountant	1.00	25,000
Shiffer, E.	Financial Accounting Supervisor	1.00	51,000
Sweazy, P.	Foundation Accounts Payable Clerk	1.00	25,362
Workmon, M.	Receptionist	1.00	20,004
<i>Total Staff</i>		7.00	209,200
<b>TOTAL FINANCIAL SERVICES</b>		7.00	209,200
<b>GRANT ACCOUNTING</b>			
<b>STAFF</b>			
Christian, L.	Grants Accounting Supervisor	1.00	44,737
Mirzaie, S.	Grants Accountant	1.00	37,099
Satterberg, W.	Grants Accountant	1.00	37,099
Stewart, J.	Grants Analyst	1.00	34,500
Zanoni, N.	Grants Accountant	1.00	35,186
<i>Total Staff</i>		5.00	188,621
<b>TOTAL GRANT ACCOUNTING</b>		5.00	188,621
<b>COMPREHENSIVE CAMPAIGN</b>			
<b>STAFF</b>			
Miniel, D.	Executive Secretary	1.00	34,015
<i>Total Staff</i>		1.00	34,015
<b>TOTAL COMPREHENSIVE CAMPAIGN</b>		1.00	34,015
<b>TOTAL, FOUNDATION FINANCIAL SERVICES</b>		9.00	519,811

e) Foundation Financial Services are employees of the Association; salaries/benefits are reimbursed to the Association by the Foundation

**CALIFORNIA STATE UNIVERSITY, FRESNO**  
**AUXILIARY**  
**2005/06 BUDGET SUMMARY**  
**(Benefited Positions Only)**

<b>AUXILIARY</b>		<b>Current Period</b>	<b>2005/06 Initial Budget <sup>1)</sup></b>
<b>FRESNO FOUNDATION GRANTS AND CONTRACTS</b>			
<b>CALIFORNIA AGRICULTURAL TECHNOLOGY INSTITUTE</b>			
AG EFF PUMPING PROGRAM II/PG&E	PROJECT DIRECTOR - David Zoldoske	4/29/04-12/31/05	140,000
ATI-NET OPERATIONS	PROJECT DIRECTOR - Joe Bezerra	Trust Account	44,988
CAB WORKSHOPS	PROJECT DIRECTOR - Mechel Paggi	Trust Account	30,900
CENTER FOR IRRIGATION TECHNOLOGY	PROJECT DIRECTOR - David Zoldoske	Trust Account	20,820
DRAINAGE MANUAL '02	PROJECT DIRECTOR - Tim Jacobsen	3/15/02-12/31/05	40,000
HOME ECONOMICS IN-SERVICE '05	PROJECT DIRECTOR - Nina Dilbeck	6/15/05-12/31/05	
I.A. CERTIFICATION PROGRAM '06	PROJECT DIRECTOR - Kate Norum	7/1/05-6/30/06	44,616
V.E. PETRUCCI LIBRARY FUND	PROJECT DIRECTOR - Alev Akman	Trust Account	45,067
WINEGRAPE FRUIT QUALITY '06	PROJECT DIRECTOR - Sanliang Gu	7/1/05-6/30/06	36,000
<b>TOTAL CALIFORNIA AGRICULTURAL TECHNOLOGY INSTITUTE</b>			<b>402,391</b>
<b>CALIFORNIA WATER INSTITUTE</b>			
CENTRAL CALIFORNIA RES ASSESS SUPP '08	PROJECT DIRECTOR - Mary McClanahan	7/1/05-6/30/08	24,960
<b>TOTAL CALIFORNIA WATER INSTITUTE</b>			<b>24,960</b>
AMERICAN ENGLISH INSTITUTE-MAIN	PROJECT DIRECTOR - Luis Costa	Trust Account	73,111
ANNUAL FUND-ARMENIAN STUDIES	PROJECT DIRECTOR - Dickran Kouymjian	Trust Account	12,744
CALIFORNIA READING & LITERATURE/PRG INCOME	PROJECT DIRECTOR - Rosie Arenas	7/1/05-6/30/06	36,000
KFSR DEVELOPMENT FUND	PROJECT DIRECTOR - James Wilson	Trust Account	30,000
UNIVERSITY HIGH SCHOOL	PROJECT DIRECTOR - Vida Samiiian	Trust Account	48,915
<b>TOTAL COLLEGE OF ARTS &amp; HUMANITIES</b>			<b>200,770</b>
<b>UNIVERSITY BUSINESS CENTER</b>			
UBCII	PROJECT DIRECTOR - Amy Chubb	Trust Account	30,100
CCSBDC/UNIVERSITY OF CALIFORNIA '05	PROJECT DIRECTOR - Amy Chubb	1/1/05-12/31/05	114,385
TULARE COUNTY MICROENTERPRISE-FF06	PROJECT DIRECTOR - Emil Milevoj	8/31/04-6/30/06	47,650
<b>TOTAL UNIVERSITY BUSINESS CENTER</b>			<b>192,135</b>

# CALIFORNIA STATE UNIVERSITY, FRESNO

## AUXILIARY

### 2005/06 BUDGET SUMMARY

(Benefited Positions Only)

AUXILIARY		Current Period	2005/06 Initial Budget <sup>1)</sup>
<b>KREMEN SCHOOL OF EDUCATION &amp; HUMAN DEVELOPMENT</b>			
ALTERNATIVE CERTIFICATION '06	PROJECT DIRECTOR - Don Beauregard	7/1/05-6/30/06	63,960
CA DEPT REHABILITATION WORKABILITY IV '06	PROJECT DIRECTOR - Charles Arokiasamy	7/1/05-6/30/06	34,080
CALWORKS SPECIALIZED ASSESSMENT '06	PROJECT DIRECTOR - Charles Arokiasamy	7/1/05-6/30/06	104,938
RENAISSANCE GROUP (TRG)	PROJECT DIRECTOR - Shareen Abramson	Trust Account	43,655
SJV MATHEMATICS PROJECT ACTIVITY	PROJECT DIRECTOR - Carol Bohlin	Trust Account	55,241
STEAD SUCCESSFUL TRAINING '05	PROJECT DIRECTOR - Charles Arokiasamy	1/1/05-6/30/06	99,740
TEACHER RECRUITMENT	PROJECT DIRECTOR - Steve Price	Trust Account	122,885
USDE-ENGLISH LANGUAGE ACQ (NPDP) '03	PROJECT DIRECTOR - Anne Murphy	9/30/02-9/29/03	72,840
<b>TOTAL KREMEN SCHOOL OF EDUCATION &amp; HUMAN DEVELOPMENT</b>			<b>597,339</b>
<b>COLLEGE OF ENGINEERING &amp; COMPUTER SCIENCE</b>			
DEAN-ENGINEERING	PROJECT DIRECTOR - Karl Longley	Trust Account	67,600
MESA SCHOOLS PROGRAM - MSP '06	PROJECT DIRECTOR - Hernan Maldonado	7/1/05-12/31/05	86,450
RADIO FREQUENCY ANALYSIS '06	PROJECT DIRECTOR - Ramakrishna Nunna	9/26/05-9/24/06	82,565
<b>TOTAL COLLEGE OF ENGINEERING &amp; COMPUTER SCIENCE</b>			<b>236,615</b>
<b>COLLEGE OF HEALTH &amp; HUMAN SERVICES</b>			
AMP PHASE III '06	PROJECT DIRECTOR - Lilia DeLaCerde	9/1/05-8/31/06	33,750
CENTRAL CALIFORNIA OBESITY PREV PROG '08	PROJECT DIRECTOR - Kathleen Curtis	11/1/05-10/31/06	28,000
CENTRAL VALLEY HEALTH POL '08	PROJECT DIRECTOR - Kathleen Curtis	6/1/03-6/30/08	183,750
CHILD WELFARE ACADEMY/CC '06	PROJECT DIRECTOR - David Foster	3/31/05-2/28/06	90,192
CHILD WELFARE ACADEMY '06	PROJECT DIRECTOR - David Foster	7/1/05-8/31/05	692,471
CLAIMS INTEGRITY UNIT '06	PROJECT DIRECTOR - E Jane Middleton	7/1/05-6/30/06	84,996
FOSTER PARENT TRAINING '06	PROJECT DIRECTOR - Barbara Foster	7/1/05-6/30/06	229,202
FRIENDLY VISITOR SERVICE	PROJECT DIRECTOR - Libby Clark	10/1/01-8/1/05	19,032
HCDE '06	PROJECT DIRECTOR - Gabriel DeLaCerde	9/1/05-8/31/06	25,635
HCOP/HEALTH CAREERS OPPORTUNITY PRG '06	PROJECT DIRECTOR - Lilia DeLaCerde	9/1/05-8/31/06	98,600
NURSING STAT	PROJECT DIRECTOR - Ben Cuellar	Trust Account	40,000
SOCIAL SERVICE STIPEND '06	PROJECT DIRECTOR - E Jane Middleton	7/1/05-6/30/06	71,115
<b>TOTAL COLLEGE OF HEALTH &amp; HUMAN SERVICES</b>			<b>1,596,743</b>



# CALIFORNIA STATE UNIVERSITY, FRESNO

## AUXILIARY

### 2005/06 BUDGET SUMMARY

(Benefited Positions Only)

AUXILIARY		Current Period	2005/06 Initial Budget <sup>1)</sup>
<b>COLLEGE OF SCIENCE &amp; MATH</b>			
DOWNING PLANETARIUM OPERATING	PROJECT DIRECTOR - K P Wong	Trust Account	28,080
NIMH-ADV RESEARCH/MIN MENTAL HEALTH '05	PROJECT DIRECTOR - Christina Magana	7/1/04-6/30/06	41,484
PROF MASTERS DEGREE/BIOTECH '05	PROJECT DIRECTOR - Shirley Kovacs	4/15/03-4/14/06	27,000
SCIENCE & MATCH EDUCATION CENTER '06	PROJECT DIRECTOR - David Andrews	6/1/05-3/31/06	60,000
<b>TOTAL COLLEGE OF SCIENCE &amp; MATH</b>			156,564
<b>COLLEGE OF SOCIAL SCIENCES</b>			
STONE SOUP COMMUNITY BUILDING PROG '07	PROJECT DIRECTOR - Matthew Jendian	4/1/05-3/31/07	96,040
<b>TOTAL COLLEGE OF SOCIAL SCIENCES</b>			96,040
<b>DIVISION OF GRADUATE STUDIES</b>			
USDE-RONALD E MCNAIR 05/06	PROJECT DIRECTOR - Millie Byers	10/1/05-9/30/06	102,207
<b>TOTAL DIVISION OF GRADUATE STUDIES</b>			102,207
<b>PROVOST/VICE PRESIDENT FOR ACADEMIC AFFAIRS</b>			
FACULTY DEVELOPMENT/WEB BASED '05	PROJECT DIRECTOR - Brent Auerenheimer	10/1/04-9/30/05	49,613
FACULTY DEVELOPMENT/WEB BASED '06	PROJECT DIRECTOR - Brent Auerenheimer	10/1/05-9/30/06	97,253
JUMPSTART FRESNO '06	PROJECT DIRECTOR - Amy Lukianov	9/1/05-8/31/06	46,500
JUMPSTART FRESNO PRIVATE '06	PROJECT DIRECTOR - Amy Lukianov	9/1/05-8/31/06	32,004
REGIONAL JOBS INITIATIVE	PROJECT DIRECTOR - Ashley Swearengin	9/27/04-9/27/07	58,800
TITLE V DEV. HIS. SERV. INS. '06	PROJECT DIRECTOR - Brent Auerenheimer	10/1/05-9/30/06	77,322
WATERFLOW INDUSTRY '06	PROJECT DIRECTOR - David Zoldoske	7/1/05-6/30/06	166,365
<b>TOTAL PROVOST/VICE PRESIDENT FOR ACADEMIC AFFAIRS</b>			527,857
<b>STUDENT AFFAIRS</b>			
CAL-SOAP '06	PROJECT DIRECTOR - Frances Pena	7/1/05-6/30/06	111,996
NEW STUDENT ORIENTATION	PROJECT DIRECTOR - Barbara Benedict	Trust Account	38,076
USDE CAMP '06	PROJECT DIRECTOR - Ofelia Gamez	7/1/05-6/30/06	133,050
USDE-CENTRAL CA ED. OPPORTUNITY CTR '06	PROJECT DIRECTOR - Sandra Fuentes	9/1/05-8/31/06	99,672
USDE-STUDENT SUPPORT SERVICES '06	PROJECT DIRECTOR - Sandra Fuentes	9/1/05-8/31/06	127,466
USDE-TALENT SEARCH '06	PROJECT DIRECTOR - Genoveva Robledo	9/1/05-8/31/06	140,652
USDE-UPWARD BOUND '06	PROJECT DIRECTOR - Martina Granados	9/1/05-8/31/06	165,672
USDE-UPWARD BOUND ESL '06	PROJECT DIRECTOR - Martina Granados	9/1/05-8/31/06	37,200
<b>TOTAL STUDENT AFFAIRS</b>			853,784

**CALIFORNIA STATE UNIVERSITY, FRESNO**  
**AUXILIARY**  
**2005/06 BUDGET SUMMARY**  
**(Benefited Positions Only)**

<b>AUXILIARY</b>		<b>Current Period</b>	<b>2005/06 Initial Budget <sup>1)</sup></b>
<b>UNIVERSITY GRANTS &amp; RESEARCH OFFICE</b>			
CALWORKS ACT WORKKEYS ASSESSMENT '06	PROJECT DIRECTOR - Tom McClanahan	7/1/05-6/30/06	102,498
<b>TOTAL UNIVERSITY GRANTS &amp; RESEARCH OFFICE</b>			<b>102,498</b>
<b>VICE PRESIDENT FOR UNIVERSITY ADVANCEMENT</b>			
COMPREHENSIVE CAMPAIGN	PROJECT DIRECTOR - Mary Anna Dunn	Trust Account	337,699
<b>TOTAL VICE PRESIDENT FOR UNIVERSITY ADVANCEMENT</b>			<b>337,699</b>
<b>OFFICE OF THE PRESIDENT</b>			
EVEN START-PICAYUNE RANCH '06	PROJECT DIRECTOR - Paul Beare	3/31/05-3/31/06	60,900
<b>TOTAL OFFICE OF THE PRESIDENT</b>			<b>60,900</b>
<b>TOTAL FRESNO FOUNDATION GRANTS AND CONTRACTS</b>			<b>5,488,502</b>

**CALIFORNIA STATE UNIVERSITY, FRESNO  
SALARIES AS OF JANUARY, 2006**

NAME	CLASS	TIMEBASE	ANNUAL SALARY
<b>CALIFORNIA STATE UNIVERSITY, FRESNO FOUNDATION</b>			
<b>FOUNDATION PROGRAM EMPLOYEES</b>			
<b>CALIFORNIA AGRICULTURAL TECHNOLOGY INSTITUTE</b>			
<b>AG EFF PUMPING PROGRAM II/PG&amp;E</b>			
<b>STAFF</b>			
Green, W.	Education Specialist	1.00	55,000
Senter, P.	Administrative Assistant	1.00	30,000
Tischner, J.	Program Assistant	1.00	
Weddington, J.	Quality Assurance Coordinator	<u>1.00</u>	<u>55,000</u>
<b>Total Staff</b>		4.00	140,000
<b>TOTAL AG EFF PUMPING PROGRAM II/PG&amp;E</b>		<b>4.00</b>	<b>140,000</b>
<b>ATI-NET OPERATIONS</b>			
<b>STAFF</b>			
Scott, P.	Programmer/Analyst	<u>1.00</u>	<u>44,988</u>
<b>Total Staff</b>		1.00	44,988
<b>TOTAL ATI-NET OPERATIONS</b>		<b>1.00</b>	<b>44,988</b>
<b>CAB WORKSHOPS</b>			
<b>STAFF</b>			
Dias, R.	Administrative Assistant	<u>1.00</u>	<u>30,900</u>
<b>Total Staff</b>		1.00	30,900
<b>TOTAL CAB WORKSHOPS</b>		<b>1.00</b>	<b>30,900</b>
<b>CENTER FOR IRRIGATION TECHNOLOGY</b>			
<b>STAFF</b>			
Allende, R.	Tech Coordinator	<u>1.00</u>	<u>20,820</u>
<b>Total Staff</b>		1.00	20,820
<b>TOTAL CENTER FOR IRRIGATION TECHNOLOGY</b>		<b>1.00</b>	<b>20,820</b>
<b>DRAINAGE MANUAL '02</b>			
<b>STAFF</b>			
Basinal, L.	Education Specialist	<u>1.00</u>	<u>40,000</u>
<b>Total Staff</b>		1.00	40,000
<b>TOTAL DRAINAGE MANUAL '02</b>		<b>1.00</b>	<b>40,000</b>
<b>HOME ECONOMICS IN-SERVICE '05</b>			
<b>STAFF</b>			
Custer, P.	Project Secretary/Clerical	1.00	25,800
<b>Total Staff</b>		1.00	25,800
<b>TOTAL HOME ECONOMICS IN SERVICE '05</b>		<b>1.00</b>	<b>25,800</b>
<b>I.A. CERTIFICATION PROGRAM '06</b>			
<b>MANAGEMENT</b>			
Norum, K.	Program Manager	<u>1.00</u>	<u>44,616</u>
<b>Total Management</b>		1.00	44,616
<b>TOTAL I.A. CERTIFICATION PROGRAM '06</b>		<b>1.00</b>	<b>44,616</b>
<b>V.E. PETRUCCI LIBRARY FUND</b>			
<b>STAFF</b>			
Akman, A.	Solo Librarian	<u>0.83</u>	<u>45,067</u>

**CALIFORNIA STATE UNIVERSITY, FRESNO  
SALARIES AS OF JANUARY, 2006**

NAME	CLASS	TIMEBASE	ANNUAL SALARY
<b>WINEGRAPE FRUIT QUALITY '06</b>			
<i>Total Staff</i>		<u>0.83</u>	<u>45,067</u>
<b>TOTAL V.E. PETRUCCI LIBRARY FUND</b>		<b>0.83</b>	<b>45,067</b>
<b>WINEGRAPE FRUIT QUALITY '06</b>			
<b>STAFF</b>			
Cochran, R.	Research/Lab Technician	<u>1.00</u>	<u>36,000</u>
<i>Total Staff</i>		<u>1.00</u>	<u>36,000</u>
<b>TOTAL WINEGRAPE FRUIT QUALITY '06</b>		<b>1.00</b>	<b>36,000</b>
<b>TOTAL CALIFORNIA AGRICULTURAL TECHNOLOGY INSTITUTE</b>			
		<b>11.83</b>	<b>428,191</b>
<b>CALIFORNIA WATER INSTITUTE</b>			
<b>CENTRAL CALIFORNIA RES ASSESS SUPP '08</b>			
<b>STAFF</b>			
Williams, A.	Botanist	<u>0.80</u>	<u>24,960</u>
<i>Total Staff</i>		<u>0.80</u>	<u>24,960</u>
<b>TOTAL CENTRAL CALIFORNIA RES ASSESS SUPP '08</b>		<b>0.80</b>	<b>24,960</b>
<b>TOTAL CALIFORNIA WATER INSTITUTE</b>			
		<b>0.80</b>	<b>24,960</b>
<b>COLLEGE OF ARTS &amp; HUMANITIES</b>			
<b>AMERICAN ENGLISH INSTITUTE-MAIN</b>			
<b>STAFF</b>			
Gustafson, M.	Project Secretary/Clerical	<u>1.00</u>	<u>39,360</u>
Toll, M.	Counselor/Advisor/Trainer/Manager	<u>0.75</u>	<u>33,751</u>
<i>Total Staff</i>		<u>1.75</u>	<u>73,111</u>
<b>TOTAL AMERICAN ENGLISH INSTITUTE-MAIN</b>		<b>1.75</b>	<b>73,111</b>
<b>ANNUAL FUND-ARMENIAN STUDIES</b>			
<b>STAFF</b>			
Ziegler, F.	Administrative Assistant	<u>0.53</u>	<u>12,744</u>
<i>Total Staff</i>		<u>0.53</u>	<u>12,744</u>
<b>TOTAL ANNUAL FUND-ARMENIAN STUDIES</b>		<b>0.53</b>	<b>12,744</b>
<b>CALIFORNIA READING &amp; LITERATURE/PRG INCOME</b>			
<b>STAFF</b>			
Silva, M.	Associate Director	<u>0.50</u>	<u>36,000</u>
<i>Total Staff</i>		<u>0.50</u>	<u>36,000</u>
<b>TOTAL CALIFORNIA READING &amp; LITERATURE/PRG INCOME</b>		<b>0.50</b>	<b>36,000</b>
<b>KFSR DEVELOPMENT FUND</b>			
<b>STAFF</b>			
Moore, J.	Producer	<u>1.00</u>	<u>30,000</u>
<i>Total Staff</i>		<u>1.00</u>	<u>30,000</u>
<b>TOTAL KFSR DEVELOPMENT FUND</b>		<b>1.00</b>	<b>30,000</b>
<b>UNIVERSITY HIGH SCHOOL</b>			
<b>STAFF</b>			
Morgan, L.	Administrative Assistant	<u>1.00</u>	<u>48,915</u>
<i>Total Staff</i>		<u>1.00</u>	<u>48,915</u>
<b>TOTAL UNIVERSITY HIGH SCHOOL</b>		<b>1.00</b>	<b>48,915</b>

**CALIFORNIA STATE UNIVERSITY, FRESNO  
SALARIES AS OF JANUARY, 2006**

NAME	CLASS	TIMEBASE	ANNUAL SALARY
<b>TOTAL COLLEGE OF ARTS &amp; HUMANITIES</b>		<b>4.78</b>	<b>200,770</b>
<b>UNIVERSITY BUSINESS CENTER</b>			
<b>UBCII</b>			
<b>STAFF</b>			
Thomas, P.	Operations Manager	<u>0.50</u>	<u>30,100</u>
<b>Total Staff</b>		<u>0.50</u>	<u>30,100</u>
<b>TOTAL BCII</b>		<b>0.50</b>	<b>30,100</b>
<b>CCSBDC/UNIVERSITY OF CALIFORNIA '05</b>			
<b>MANAGEMENT</b>			
Wheeler, R.	Program/Project Director	<u>1.00</u>	<u>67,410</u>
<b>Total Management</b>		<u>1.00</u>	<u>67,410</u>
<b>STAFF</b>			
McRae, A.	Administrative Assistant	<u>1.00</u>	<u>30,335</u>
Rainey, J.	Project Receptionist	<u>1.00</u>	<u>16,640</u>
<b>Total Staff</b>		<u>2.00</u>	<u>46,975</u>
<b>TOTAL CCSBCD/UNIVERSITY OF CALIFORNIA '05</b>		<b>3.00</b>	<b>114,385</b>
<b>TULARE COUNTY MICROENTERPRISE-FF06</b>			
<b>STAFF</b>			
Moe, B.	Counselor/Advisor	<u>1.00</u>	<u>47,650</u>
<b>Total Staff</b>		<u>1.00</u>	<u>47,650</u>
<b>TOTAL TULARE COUNTY MICROENTERPRISE-FF06</b>		<b>1.00</b>	<b>47,650</b>
<b>TOTAL UNIVERSITY BUSINESS CENTER</b>		<b>4.50</b>	<b>192,135</b>
<b>KREMEN SCHOOL OF EDUCATION &amp; HUMAN DEVELOPMENT</b>			
<b>ALTERNATIVE CERTIFICATION '06</b>			
<b>STAFF</b>			
Carvajal, L.	Clerical Assistant	<u>0.75</u>	<u>14,040</u>
Quintero, M.	Administrative Assistant	<u>1.00</u>	<u>30,160</u>
Simmons, C.	Administrative Assistant	<u>1.00</u>	<u>19,760</u>
<b>Total Staff</b>		<u>2.75</u>	<u>63,960</u>
<b>TOTAL ALTERNATIVE CERTIFICATION '06</b>		<b>2.75</b>	<b>63,960</b>
<b>CALIFORNIA DEPARTMENT OF REHABILITATION WORKABILITY IV '06</b>			
<b>MANAGEMENT</b>			
England, C.	Program/Project Director	<u>1.00</u>	<u>34,080</u>
<b>Total Management</b>		<u>1.00</u>	<u>34,080</u>
<b>TOTAL CALIFORNIA DEPARTMENT OF REHABILITATION WORKABILITY IV '06</b>		<b>1.00</b>	<b>34,080</b>
<b>CALWORKS SPECIALIZED ASSESSMENT '06</b>			
<b>STAFF</b>			
Gutierrez, M.	Project Secretary	<u>1.00</u>	<u>32,760</u>
Lloyd, J.	Case Manager/Evaluator	<u>1.00</u>	<u>38,178</u>
Rodriguez, J.	Case Manager/Evaluator	<u>1.00</u>	<u>34,000</u>
<b>Total Staff</b>		<u>3.00</u>	<u>104,938</u>
<b>TOTAL CALWORKS SPECIALIZED ASSESSMENT '06</b>		<b>3.00</b>	<b>104,938</b>
<b>RENAISSANCE GROUP (TRG)</b>			
<b>STAFF</b>			



**CALIFORNIA STATE UNIVERSITY, FRESNO  
SALARIES AS OF JANUARY, 2006**

NAME	CLASS	TIMEBASE	ANNUAL SALARY
Torosian, N.	Executive Assistant	1.00	43,655
<i>Total Staff</i>		1.00	43,655
<b>TOTAL RENAISSANCE GROUP (TRG)</b>		<b>1.00</b>	<b>43,655</b>
<b>SAN JOAQUIN VALLEY MATHEMATICS PROJECT ACTIVITY</b>			
<b>STAFF</b>			
Portela, L.	Cooperating Teacher	1.00	55,241
<i>Total Staff</i>		1.00	55,241
<b>TOTAL SAN JOAQUIN VALLEY MATHEMATICS PROJECT ACTIVITY</b>		<b>1.00</b>	<b>55,241</b>
<b>STEAD SUCCESSFUL TRAINING '05</b>			
<b>MANAGEMENT</b>			
Duncan, D.	Program/Project Director	1.00	38,000
<i>Total Management</i>		1.00	38,000
<b>STAFF</b>			
Quinto, L.	Case Manager/Evaluator	1.00	36,000
Wibisono, J.	Case Manager/Evaluator	0.75	25,740
<i>Total Staff</i>		1.75	61,740
<b>TOTAL STEAD SUCCESSFUL TRAINING '05</b>		<b>2.75</b>	<b>99,740</b>
<b>TEACHER RECRUITMENT</b>			
<b>MANAGEMENT</b>			
Price, J.S.	Counselor/Advisor/Trainer/Manager	0.75	84,480
<i>Total Management</i>		0.75	84,480
<b>STAFF</b>			
Cole, K.	Counselor/Advisor/Trainer/Manager	0.80	38,405
<i>Total Staff</i>		0.80	38,405
<b>TOTAL TEACHER RECRUITMENT</b>		<b>1.55</b>	<b>122,885</b>
<b>USDE CENTRAL CALIFORNIA E &amp; I TRAINING IN JOB PLACEMENT</b>			
<b>STAFF</b>			
Beckett, B.	Project Secretary/Clerical	1.00	32,760
<i>Total Staff</i>		1.00	32,760
<b>TOTAL USDE CENTRAL CALIFORNIA E &amp; I TRAINING IN JOB PLACEMENT</b>		<b>1.00</b>	<b>32,760</b>
<b>USDE-ENGLISH LANGUAGE ACQUISITION (NPDP) '03</b>			
<b>MANAGEMENT</b>			
Murphy, A.	Program Manager	1.00	72,840
<i>Total Management</i>		1.00	72,840
<b>TOTAL USDE-ENGLISH LANGUAGE ACQ (NPDP) '03</b>		<b>1.00</b>	<b>72,840</b>
<b>TOTAL KREMEN SCHOOL OF EDUCATION &amp; HUMAN DEVELOPMENT</b>		<b>15.05</b>	<b>630,099</b>
<b>COLLEGE OF ENGINEERING &amp; COMPUTER SCIENCE</b>			
<b>DEAN-ENGINEERING</b>			
<b>MANAGEMENT</b>			
Maldonado, H.	Project Director	1.00	67,600
<i>Total Management</i>		1.00	67,600
<b>TOTAL DEAN-ENGINEERING</b>		<b>1.00</b>	<b>67,600</b>
<b>MESA SCHOOLS PROGRAM-MSP '06</b>			
<b>STAFF</b>			

**CALIFORNIA STATE UNIVERSITY, FRESNO  
SALARIES AS OF JANUARY, 2006**

NAME	CLASS	TIMEBASE	ANNUAL SALARY
Lee, L.	Administrative Assistant	1.00	26,400
Montano, E.	Counseling Coordinator	1.00	34,050
Preciado, E.	Administrative Assistant	1.00	26,000
<b>Total Staff</b>		3.00	86,450
<b>TOTAL MESA SCHOOLS PROGRAM-MSP '06</b>		3.00	86,450
<b>RADIO FREQUENCY ANALYSIS '06</b>			
<b>STAFF</b>			
Kinman, P.	Research Associate	1.00	82,565
<b>Total Staff</b>		1.00	82,565
<b>TOTAL RADIO FREQUENCY ANALYSIS '06</b>		1.00	82,565
<b>TOTAL COLLEGE OF ENGINEERING &amp; COMPUTER SCIENCE</b>		5.00	236,615
<b>COLLEGE OF HEALTH &amp; HUMAN SERVICES</b>			
<b>AMP PHASE III '06</b>			
<b>STAFF</b>			
Govea-Alvarez, G.	Coordinator	1.00	33,750
<b>Total Staff</b>		1.00	33,750
<b>TOTAL AMP PHASE III '06</b>		1.00	33,750
<b>CENTRAL CALIFORNIA OBESITY PREV PROGRAM '08</b>			
<b>STAFF</b>			
Hoff, S.	Administrative Assistant	1.00	28,000
<b>Total Staff</b>		1.00	28,000
<b>TOTAL CENTRAL CALIFORNIA OBESITY PREV PROGRAM '08</b>		1.00	28,000
<b>CENTRAL CALIFORNIA CENTER</b>			
<b>STAFF</b>			
Riordan, D.	Research Analyst/Epidemiologist	1.00	56,400
<b>Total Staff</b>		1.00	56,400
<b>TOTAL CENTRAL CALIFORNIA PUBLIC HEALTH PARTNERSHIP '05</b>		1.00	56,400
<b>CENTRAL VALLEY HEALTH POL. '08</b>			
<b>MANAGEMENT</b>			
Primavera, L.	Associate Director	1.00	33,750
<b>Total Staff</b>		1.00	33,750
<b>STAFF</b>			
Benjamin, M.	Research Associate	1.00	60,000
Joy, A.	Technical Coordinator/Operator/Associate	1.00	30,000
Ruwe, M.	Research Associate	1.00	60,000
<b>Total Staff</b>		3.00	150,000
<b>TOTAL CENTRAL VALLEY HEALTH POL. '08</b>		4.00	183,750
<b>CHILD WELFARE ACADEMY/CC '06</b>			
<b>STAFF</b>			
Norman, J.	Mentor	1.00	60,096
Whittle, C.	Mentor	1.00	30,096
<b>Total Staff</b>		2.00	90,192
<b>TOTAL CHILD WELFARE ACADEMY/CC '06</b>		2.00	90,192
<b>CHILD WELFARE ACADEMY '06</b>			

**CALIFORNIA STATE UNIVERSITY, FRESNO**  
**SALARIES AS OF JANUARY, 2006**

NAME	CLASS	TIMEBASE	ANNUAL SALARY
<b>MANAGEMENT</b>			
Foster, D.	Program/Project Director	<u>1.00</u>	<u>80,155</u>
<b>Total Management</b>		1.00	80,155
<b>STAFF</b>			
Caldera-Gammage, S.	Curriculum/Training Specialist	1.00	64,688
Estrada, R.	CWT Supervisor/Mentor	1.00	57,494
Florez-Wren, L.	Supervisor	1.00	57,494
Freitas, F.	Center Coordinator	1.00	57,506
Goldsmith, T.	Project Secretary/Clerical	0.88	19,500
Jackson, M.	Center Coordinator	1.00	57,494
Luna, T.	CWS/SMS Project Coordinator	1.00	64,688
Moreno, I.	Clerical Assistant	1.00	25,288
Pearl, S.	Office Manager	1.00	35,658
Saldivar, E.	CWT Supervisor/Mentor	1.00	57,494
Vang, M.	Training Coordinator	1.00	57,506
Woods, E.	Center Coordinator	<u>1.00</u>	<u>57,506</u>
<b>Total Staff</b>		11.88	612,316
<b>TOTAL CHILD WELFARE ACADEMY '06</b>		<b>12.88</b>	<b>692,471</b>
<b>CLAIMS INTEGRITY UNIT '06</b>			
<b>MANAGEMENT</b>			
Montgomery, R.	Interim Program/Project Director	<u>1.00</u>	<u>84,996</u>
<b>Total Management</b>		1.00	84,996
<b>TOTAL CLAIMS INTEGRITY UNIT '06</b>		<b>1.00</b>	<b>84,996</b>
<b>FOSTER PARENT TRAINING '06</b>			
<b>MANAGEMENT</b>			
Foster, B.	Program/Project Director	<u>1.00</u>	<u>82,483</u>
<b>Total Management</b>		1.00	82,483
<b>STAFF</b>			
Ashley, R.	Counselor/Advisor/Trainer/Manager	1.00	31,200
Brown-Bowden, S.	Recruitment Coordinator	1.00	36,000
Felix, R.	Counselor/Advisor/Trainer/Manager	1.00	31,180
Grimes, S.	Clerical Assistant	0.60	15,600
Rodriguez, C.	Office Manager	<u>1.00</u>	<u>32,739</u>
<b>Total Staff</b>		4.60	146,719
<b>TOTAL FOSTER PARENT TRAINING '06</b>		<b>5.60</b>	<b>229,202</b>
<b>FRIENDLY VISITOR SERVICE</b>			
<b>STAFF</b>			
Clarke, L.	Project Secretary/Clerical	<u>0.75</u>	<u>19,032</u>
<b>Total Staff</b>		0.75	19,032
<b>TOTAL FRIENDLY VISITOR SERVICE</b>		<b>0.75</b>	<b>19,032</b>
<b>HCDE '06</b>			
<b>MANAGEMENT</b>			
DeLaCerde, G.	Program Assistant	<u>0.50</u>	<u>25,635</u>
<b>Total Management</b>		0.50	25,635
<b>TOTAL HCDE '06</b>		<b>0.50</b>	<b>25,635</b>
<b>HCOP - HEALTH CAREERS OPPORTUNITY PROGRAM '06</b>			
<b>MANAGEMENT</b>			

**CALIFORNIA STATE UNIVERSITY, FRESNO  
SALARIES AS OF JANUARY, 2006**

NAME	CLASS	TIMEBASE	ANNUAL SALARY
DeLaCerde, L.	Program/Project Director	<u>1.00</u>	<u>60,600</u>
<b>Total Management</b>		1.00	60,600
<b>STAFF</b>			
Rodriguez, S.	Assistant Director-Program Administrator	<u>1.00</u>	<u>38,000</u>
<b>Total Staff</b>		1.00	38,000
<b>TOTAL HCOP - HEALTH CAREERS OPPORTUNITY PROGRAM '06</b>		2.00	98,600
<b>NURSING STAT</b>			
<b>STAFF</b>			
Malko, V.	Analyst	<u>1.00</u>	<u>40,000</u>
<b>Total Staff</b>		1.00	40,000
<b>TOTAL NURSING STAT</b>		1.00	40,000
<b>SOCIAL SERVICE STIPEND '06</b>			
<b>STAFF</b>			
Flores, M.	Administrative Assistant	0.50	14,997
Johnson, S.	Administrative Assistant	0.50	18,000
Watson, M.	Administrative Coordinator	<u>1.00</u>	<u>38,118</u>
<b>Total Staff</b>		2.00	71,115
<b>TOTAL SOCIAL SERVICE STIPEND '06</b>		2.00	71,115
<b>TOTAL COLLEGE OF HEALTH &amp; HUMAN SERVICES</b>		34.73	1,653,143
<b>COLLEGE OF SCIENCE &amp; MATH</b>			
<b>DOWNING PLANETARIUM OPERATING</b>			
<b>STAFF</b>			
Hall, L.	Program Assistant	<u>1.00</u>	<u>28,080</u>
<b>Total Staff</b>		1.00	28,080
<b>TOTAL DOWNING PLANETARIUM OPERATING</b>		1.00	28,080
<b>NIMH-ADV RESEARCH/MIN MENTAL HEALTH '05</b>			
<b>STAFF</b>			
Alejo-Garcia, C.	Project Coordinator	<u>1.00</u>	<u>41,484</u>
<b>Total Staff</b>		1.00	41,484
<b>TOTAL NIMH-ADV RESEARCH/MIN MENTAL HEALTH '05</b>		1.00	41,484
<b>PROF MASTERS DEGREE/BIOTECH '05</b>			
<b>STAFF</b>			
Bane, T.	Program Advisor/Coordinator	<u>0.50</u>	<u>27,000</u>
<b>Total Staff</b>		0.50	27,000
<b>TOTAL PROF MASTERS DEGREE/BIOTECH '05</b>		0.50	27,000
<b>SCIENCE &amp; MATH EDUCATION CENTER '06</b>			
<b>STAFF</b>			
Arvizu, J.	Assistant Director-Program Administrator	<u>1.00</u>	<u>60,000</u>
<b>Total Staff</b>		1.00	60,000
<b>TOTAL SCIENCE &amp; MATH EDUCATION CENTER '06</b>		1.00	60,000
<b>TOTAL COLLEGE OF SCIENCE &amp; MATH</b>		3.50	156,564

**COLLEGE OF SOCIAL SCIENCES**

**CALIFORNIA STATE UNIVERSITY, FRESNO  
SALARIES AS OF JANUARY, 2006**

NAME	CLASS	TIMEBASE	ANNUAL SALARY
<b>STONE SOUP COMMUNITY BUILDING PROGRAM '07</b>			
<b>MANAGEMENT</b>			
Garabed, K.	Program Coordinator	1.00	36,040
<b>Total Management</b>		1.00	36,040
<b>STAFF</b>			
Snider, M.	NE Supervisor	1.00	32,000
Yang, M.	Administrative Assistant	1.00	28,000
<b>Total Staff</b>		2.00	60,000
<b>TOTAL STONE SOUP COMMUNITY BUILDING PROGRAM '07</b>		3.00	96,040
<b>TOTAL COLLEGE OF SOCIAL SCIENCES</b>		3.00	96,040
<b>DIVISION OF GRADUATE STUDIES</b>			
<b>USDE-RONALD E MCNAIR 05/06</b>			
<b>MANAGEMENT</b>			
Byers, M.	Counselor/Advisor/Trainer/Manager	0.50	29,574
<b>Total Management</b>		0.50	29,574
<b>STAFF</b>			
Fisk, C.	Counselor/Advisor/Trainer/Manager	1.00	51,312
Hopkinson, B.	Project Secretary/Clerical	0.75	21,321
<b>Total Staff</b>		1.75	72,633
<b>TOTAL USDE-RONALD E MCNAIR 05/06</b>		2.25	102,207
<b>TOTAL DIVISION OF GRADUATE STUDIES</b>		2.25	102,207
<b>PROVOST/VICE PRESIDENT FOR ACADEMIC AFFAIRS</b>			
<b>FACULTY DEVELOPMENT/WEB BASED '05</b>			
<b>STAFF</b>			
Heck, J.	Administrative Coordinator	1.00	49,613
<b>Total Staff</b>		1.00	49,613
<b>TOTAL FACULTY DEVELOPMENT/WEB BASED '05</b>		1.00	49,613
<b>FACULTY DEVELOPMENT/WEB BASED '06</b>			
<b>STAFF</b>			
Bennett, M.	Training Coordinator	1.00	47,640
Natal, L.	Counselor/Advisor/Trainer/Manager	1.00	49,613
<b>Total Staff</b>		2.00	97,253
<b>TOTAL FACULTY DEVELOPMENT/WEB BASED '06</b>		2.00	97,253
<b>JUMPSTART FRESNO '06</b>			
<b>MANAGEMENT</b>			
Lukianov, A.	Program Advisor/Coordinator	1.00	46,500
<b>Total Management</b>		1.00	46,500
<b>TOTAL JUMPSTART FRESNO '06</b>		1.00	46,500
<b>JUMPSTART FRESNO - PRIVATE '06</b>			
<b>STAFF</b>			
Dion, N.	Counselor/Advisor/Trainer/Manager	1.00	32,004
<b>Total Staff</b>		1.00	32,004
<b>TOTAL JUMPSTART FRESNO - PRIVATE '06</b>		1.00	32,004
<b>REGIONAL JOBS INITIATIVE</b>			



**CALIFORNIA STATE UNIVERSITY, FRESNO  
SALARIES AS OF JANUARY, 2006**

<b>NAME</b>	<b>CLASS</b>	<b>TIMEBASE</b>	<b>ANNUAL SALARY</b>
<b>STAFF</b>			
Robinson, A.	Administrative Coordinator	1.00	33,600
Sanders, S.	Administrative Manager	0.60	25,200
<b>Total Staff</b>		1.60	58,800
<b>TOTAL REGIONAL JOBS INITIATIVE</b>		<b>1.60</b>	<b>58,800</b>
<b>TITLE V DEV. HIS. SERV. INS. '06</b>			
<b>STAFF</b>			
Tsai, J.	Systems Administrator	1.00	77,322
<b>Total Staff</b>		1.00	77,322
<b>TOTAL TITLE V DEV. HIS. SERV. INS. '06</b>		<b>1.00</b>	<b>77,322</b>
<b>WATERFLOW INDUSTRY '06</b>			
<b>MANAGEMENT</b>			
Clawson, D.	Program Manager	1.00	67,596
<b>Total Management</b>		1.00	67,596
<b>STAFF</b>			
Muhar-Atwal, M.	Program Advisor/Coordinator	1.00	57,165
Ramos, L.	Administrative Assistant	1.00	41,604
<b>Total Staff</b>		2.00	98,769
<b>TOTAL WATERFLOW INDUSTRY '06</b>		<b>3.00</b>	<b>166,365</b>
<b>TOTAL PROVOST/VICE PRESIDENT FOR ACADEMIC AFFAIRS</b>		<b>10.60</b>	<b>527,857</b>
<b>STUDENT AFFAIRS</b>			
<b>CAL-SOAP '06</b>			
<b>MANAGEMENT</b>			
Hernandez, A.	Interim Program/Project Director	1.00	45,996
<b>Total Management</b>		1.00	45,996
<b>STAFF</b>			
Ayala, A.	Office Manager	1.00	30,000
Sandoval, L.	Program Advisor/Coordinator	1.00	36,000
<b>Total Staff</b>		2.00	66,000
<b>TOTAL CAL-SOAP '06</b>		<b>3.00</b>	<b>111,996</b>
<b>NEW STUDENT ORIENTATION</b>			
<b>STAFF</b>			
Porcella, L.	Assistant Coordinator	1.00	38,076
<b>Total Staff</b>		1.00	38,076
<b>TOTAL NEW STUDENT ORIENTATION</b>		<b>1.00</b>	<b>38,076</b>
<b>USDE-CAMP '06</b>			
<b>MANAGEMENT</b>			
Gamez, O.	Program/Project Director	1.00	51,300
<b>Total Management</b>		1.00	51,300
<b>STAFF</b>			
Flores, V.	Administrative Assistant	1.00	27,000
Perez Macial, P.	Counselor/Advisor/Trainer/Manager	0.50	18,750
Rodriguez, E.	Counselor/Advisor/Trainer/Manager	1.00	36,000
<b>Total Staff</b>		2.50	81,750
<b>TOTAL USDE-CAMP '06</b>		<b>3.50</b>	<b>133,050</b>

**CALIFORNIA STATE UNIVERSITY, FRESNO**  
**SALARIES AS OF JANUARY, 2006**

NAME	CLASS	TIMEBASE	ANNUAL SALARY
<b>USDE-CENTRAL CALIFORNIA EDUCATIONAL OPPORTUNITY CENTER '06</b>			
<b>MANAGEMENT</b>			
Fuentes, S.	Program/Project Director	<u>0.50</u>	<u>31,200</u>
<b>Total Management</b>		0.50	31,200
<b>STAFF</b>			
Lopez, M.	Project Secretary/Clerical	1.00	26,400
Vargas, V.	Outreach Specialist	<u>1.00</u>	<u>42,072</u>
<b>Total Staff</b>		2.00	68,472
<b>TOTAL USDE-CENTRAL CALIF EDUCATIONAL OPPORTUNITY CENTER '06</b>		<b>2.50</b>	<b>99,672</b>
<b>USDE-STUDENT SUPPORT SERVICES '06</b>			
<b>MANAGEMENT</b>			
Fuentes, S.	Program/Project Director	<u>0.50</u>	<u>31,200</u>
<b>Total Management</b>		0.50	31,200
<b>STAFF</b>			
Guerra, J.	Counselor/Advisor/Trainer/Manager	1.00	41,424
McCarter, M.	Project Secretary/Clerical	0.60	15,322
Tafolla, N.	Reading/Writing Coordinator	<u>1.00</u>	<u>39,520</u>
<b>Total Staff</b>		2.60	96,266
<b>TOTAL USDE-STUDENT SUPPORT SERVICES '06</b>		<b>3.10</b>	<b>127,466</b>
<b>USDE -TALENT SEARCH '06</b>			
<b>MANAGEMENT</b>			
Rodriguez-Robledo, G.	Program/Project Director	<u>1.00</u>	<u>46,164</u>
<b>Total Management</b>		1.00	46,164
<b>STAFF</b>			
Nelson-White, W.	Counselor/Advisor/Trainer/Manager	1.00	35,688
Padilla, M.	Project Secretary/Clerical	1.00	25,200
Ramirez, M.	Counselor/Advisor/Trainer/Manager	<u>1.00</u>	<u>33,600</u>
<b>Total Staff</b>		3.00	94,488
<b>TOTAL OE-TALENT SEARCH '06</b>		<b>4.00</b>	<b>140,652</b>
<b>USDE-UPWARD BOUND '06</b>			
<b>MANAGEMENT</b>			
Granados, M.	Program/Project Director	<u>1.00</u>	<u>54,984</u>
<b>Total Management</b>		1.00	54,984
<b>STAFF</b>			
Alba, S.	Program Assistant	1.00	27,600
Diaz, J.	Counselor/Advisor/Trainer/Manager	1.00	41,544
Rodriguez, N.	Instructional Specialist	<u>1.00</u>	<u>41,544</u>
<b>Total Staff</b>		3.00	110,688
<b>TOTAL USDE-UPWARD BOUND '06</b>		<b>4.00</b>	<b>165,672</b>
<b>USDE-UPWARD BOUND ESL '06</b>			
<b>MANAGEMENT</b>			
Lundy, M.	Associate Director	<u>1.00</u>	<u>37,200</u>
<b>Total Staff</b>		1.00	37,200
<b>TOTAL USDE-UPWARD BOUND ESL '06</b>		<b>1.00</b>	<b>37,200</b>
<b>TOTAL STUDENT AFFAIRS</b>		<b>22.10</b>	<b>853,784</b>

**UNIVERSITY GRANTS & RESEARCH OFFICE**

**CALIFORNIA STATE UNIVERSITY, FRESNO  
SALARIES AS OF JANUARY, 2006**

NAME	CLASS	TIMEBASE	ANNUAL SALARY
<b>CALWORKS ACT WORKKEYS ASSESSMENT '06</b>			
<b>STAFF</b>			
Olivares, J.	Administrative Assistant	0.75	46,494
Walters, D.	Associate Director	<u>1.00</u>	<u>56,004</u>
<b>TOTAL STAFF</b>		1.75	102,498
<b>TOTAL CALWORKS ACT WORKKEYS ASSESSMENT '06</b>		<b>1.75</b>	<b>102,498</b>
<b>TOTAL UNIVERSITY GRANTS &amp; RESEARCH OFFICE</b>		<b>1.75</b>	<b>102,498</b>
<b>VICE PRESIDENT FOR UNIVERSITY ADVANCEMENT</b>			
<b>COMPREHENSIVE CAMPAIGN</b>			
<b>STAFF</b>			
Alexander, M.	Data Specialist	1.00	32,445
DeGraw, A.	Project Coordinator	1.00	34,560
Gomez, M.	Data Entry Clerk	1.00	25,709
Knight, R.	Programmer/Analyst	1.00	38,378
Mackey, L.	Administrative Analyst	1.00	40,000
Matzen, J.	Administrative Analyst	1.00	35,000
Ponomarov, V.	Data Entry Clerk	1.00	25,709
Root, S.	Data Entry Clerk	1.00	29,998
Salinas, Y.	Administrative Assistant	1.00	30,900
Strang, G.	Assistant Director/Program Admin	<u>1.00</u>	<u>45,000</u>
<b>Total Staff</b>		10.00	337,699
<b>TOTAL COMPREHENSIVE CAMPAIGN</b>		<b>10.00</b>	<b>337,699</b>
<b>TOTAL VICE PRESIDENT FOR UNIVERSITY ADVANCEMENT</b>		<b>10.00</b>	<b>337,699</b>
<b>OFFICE OF THE PRESIDENT</b>			
<b>EVEN START - PICAYUNE RANCH '06</b>			
<b>MANAGEMENT</b>			
Rose, S.	Program/Project Director	<u>1.00</u>	<u>37,500</u>
<b>Total Management</b>		1.00	37,500
<b>STAFF</b>			
Stanley, J.	Program Coordinator	<u>0.75</u>	<u>23,400</u>
<b>Total Staff</b>		0.75	23,400
<b>TOTAL EVEN START - PICAYUNE RANCH '06</b>		<b>1.75</b>	<b>60,900</b>
<b>TOTAL OFFICE OF THE PRESIDENT</b>		<b>1.75</b>	<b>60,900</b>
<b>TOTAL FOUNDATION PROGRAM EMPLOYEES</b>		<b>131.64</b>	<b>5,603,462</b>

**CALIFORNIA STATE UNIVERSITY, FRESNO**  
**AUXILIARY**  
**2005/06 BUDGET SUMMARY**

<b>AUXILIARY</b>	<b>2004/05 Actual Income</b>	<b>2004/05 Actual Expenses</b>	<b>2004-05 Net Surplus/ Deficit</b>	<b>2005/06 Budgeted Income</b>	<b>2005/06 Budgeted Expenditures</b>	<b>2005/06 Net Surplus/ Deficit</b>
<b>ATHLETIC CORPORATION</b>						
Athletic Corporation	\$22,578,200	\$22,098,416	\$479,784	\$22,450,892	\$22,449,995	\$897
<b>TOTAL ATHLETIC CORPORATION</b>	<b>\$22,578,200</b>	<b>\$22,098,416</b>	<b>\$479,784</b>	<b>\$22,450,892</b>	<b>\$22,449,995</b>	<b>\$897</b>

**CALIFORNIA STATE UNIVERSITY, FRESNO**  
**AUXILIARY**  
**2005/06 REVENUE DETAIL**

AUXILIARY		2004/05 Initial Budget	2004/05 Actual Income	2003-04 Revenue Variance	2005/06 Approved Budget
<b>ATHLETIC CORPORATION</b>					
<b>Operating Revenue</b>					
Booster Travel		\$149,971	\$147,806	(\$2,165)	\$170,400
Bulldog Shop		774,148	563,330	(210,818)	712,576
Concessions Commissions		354,355	266,920	(87,435)	2,421
Conference Income		944,833	1,099,311	154,478	1,000,663
Contributions - Bulldog Foundation		3,106,373	3,396,064	289,691	3,745,124
Donations - Miscellaneous		1,586,193	1,210,950		1,903,337
Facilities Rental Income		44,120	19,377	(24,743)	40,948
Game Revenue		8,009,862	6,732,318	(1,277,544)	8,955,281
Guarantees		860,500	850,000	(10,500)	
Handling Charges		33,530	64,826	31,296	
Interest Income		20,000	10,356	(9,644)	
Marketing		1,390,590	2,130,865	740,275	1,790,513
Media Relations Income		9,890	54,486	44,596	13,070
Miscellaneous		214,500	220,972	6,472	212,000
NCAA Shares		919,250	720,605	(198,645)	883,970
Parking Income		269,339	274,415	5,076	
Production Services		873,000	0	(873,000)	43,000
Program Income		28,329	31,872	3,543	
Radio Rights		225,000	207,595	(17,405)	
Student Fees		235,662	355,508	119,846	282,335
Summer Camps Service		24,642	33,427	8,785	
Television Rights Fees			5,000	5,000	
Trade-outs			308,274	308,274	
<b>Total Revenues</b>		<b>\$20,074,087</b>	<b>\$18,704,277</b>	<b>(\$994,567)</b>	<b>\$19,755,638</b>
State Support - General Fund		2,636,274	2,722,198	19,512	2,695,254
<b>TOTAL ATHLETICS</b>		<b>\$22,710,361</b>	<b>\$21,426,475</b>	<b>(\$975,055)</b>	<b>\$22,450,892</b>



**CALIFORNIA STATE UNIVERSITY, FRESNO**  
**AUXILIARY**  
**2005/06 OPERATING EXPENSE DETAIL**

AUXILIARY	2004/05 Budgeted Expenses	2004/05 Actual Expenses	2004/05 Variance	2005/06 Approved Budget
<b>ATHLETIC CORPORATION</b>				
<b>Expenditures</b>				
Academic Services	\$821,100	\$513,687	(\$307,413)	\$850,209
Administration	597,948	709,841	111,893	680,235
Bad Debt Expense		22,952	22,952	0
Booster Travel	149,140	139,710	(9,430)	127,440
Bulldog Shop	638,978	615,193	(23,785)	565,176
Compliance	130,452	116,919	(13,533)	133,586
Contingencies				300,000
Department	1,649,456	1,490,960	(158,496)	1,496,224
Development	45,478	0	(45,478)	0
Equipment Rooms	291,051	260,921	(30,130)	255,089
Facilities Maintenance/Rental	982,514	750,003	(232,511)	986,241
Insurance	825,903	695,261	(130,642)	781,896
Marketing	627,414	811,407	183,993	396,399
Pep Band - Pep Squad	56,024	51,367	(4,657)	56,486
Media Relations	567,252	553,583	(13,669)	448,798
Production Services	636,846	441,919	(194,927)	235,498
Ticket Office	382,251	459,158	76,907	441,418
Training Room	465,903	497,259	31,356	500,568
Trade-Outs		279,713	279,713	
Vehicle Expense	34,450	74,009	39,559	0
Videoboard	157,474	264,168	106,694	214,915
WAC Tournament		0	0	
Weight Room	275,175	234,587	(40,588)	250,522
Subtotal	<b>\$9,334,809</b>	<b>\$8,982,617</b>	<b>(\$352,192)</b>	<b>\$8,720,700</b>
<b>Men's Sports</b>				
Baseball	\$750,637	\$742,591	(\$8,046)	\$756,177
Basketball	2,017,750	1,877,335	(140,415)	2,011,124
Football	4,979,058	5,116,134	137,076	5,478,104
Golf	162,462	178,206	15,744	172,155
Soccer	55,378	40,316	(15,062)	29,751
Tennis	221,694	187,034	(34,660)	223,980
Track	260,607	252,742	(7,865)	289,023

**CALIFORNIA STATE UNIVERSITY, FRESNO**  
**AUXILIARY**  
**2005/06 OPERATING EXPENSE DETAIL**

AUXILIARY		2004/05 Budgeted Expenses	2004/05 Actual Expenses	2004/05 Variance	2005/06 Approved Budget
Wrestling		290,587	262,542	(28,045)	291,270
	Total Men's Sports	<b>\$8,738,173</b>	<b>\$8,656,900</b>	<b>(\$81,273)</b>	<b>\$9,251,584</b>
<b>Women's Sports</b>					
Basketball		\$1,227,634	\$1,282,857	\$55,223	\$1,193,124
Cross Country		\$20,711	\$25,233	\$4,522	\$27,466
Equestrian		551,581	478,617	(72,964)	551,325
Golf		197,494	172,622	(24,872)	174,530
Soccer		379,965	459,698	79,733	439,365
Softball		673,826	703,317	29,491	679,735
Swimming		96,505	93,181	(3,324)	57,519
Tennis		312,885	302,638	(10,247)	330,319
Track		401,260	333,734	(67,526)	426,875
Volleyball		643,357	607,002	(36,355)	597,453
	Total Women's Sports	<b>\$4,505,218</b>	<b>\$4,458,899</b>	<b>(\$46,319)</b>	<b>\$4,477,711</b>
<b>Total Current Expenditures</b>		<b>\$22,578,200</b>	<b>\$22,098,416</b>	<b>(\$479,784)</b>	<b>\$22,449,995</b>

**CALIFORNIA STATE UNIVERSITY, FRESNO**  
**SALARIES AS OF NOVEMBER, 2005**

NAME	CLASS	TIMEBASE	ANNUAL SALARY
<b><u>ATHLETIC CORPORATION</u></b>			
<b>COACHES</b>			
Baxter, John	Assistant Coach (State)	0.25	25,536
Brown, Dan	Assistant Coach (State)	0.25	55,536
Cates, A.	Head Coach	1.00	46,575
Champagne, A.	Assistant Coach	1.00	46,575
Charles, Shawn	Head Coach	1.00	68,004
Chestnutt, F.	Assistant Coach	1.00	31,050
Cignetti, F.	Assistant Coach (State)	0.25	
Curtis, M.	Assistant Coach	1.00	45,693
Frank, B	Assistant Coach	1.00	72,450
Gonzalez, J.	Assistant Coach	1.00	27,895
Jardim, S.	Assistant Coach - 9 month	1.00	18,630
Lake, K	Assistant Coach	1.00	32,004
Locklin, K.	Assistant Coach (State)	0.50	10,092
Malmo, R.	Head Coach	1.00	51,754
Mason, T.	Assistant Coach (State)	0.25	5,937
McIntire, C.	Assistant Coach	1.00	46,575
Reeves, S	Assistant Coach	1.00	29,063
Schneider, S.	Assistant Coach	1.00	28,988
Settle, J.	Assistant Coach (State)	0.25	10,092
Simons, T.	Assistant Coach	0.25	82,804
Sosovec, L.	Assistant Coach	1.00	25,883
Springthorpe, S.	Head Coach	1.00	62,100
Stewart, R.	Assistant Coach	0.25	108,215
Thibodeau, S.	Head Coach	1.00	54,859
Udwadia, J.	Head Coach	1.00	51,767
<b>Total Coaches</b>		19.25	1,038,077
<b>STAFF</b>			
Adams, C.	Clerical Assistant II	1.00	26,500
Almahdy, L.	Trainer	1.00	39,719
Becker, T.	Accounting Technician	1.00	27,748
Bennett, J.	Assistant Strength and Conditioning Coach	1.00	45,023
Bettencourt, S.	Clerical Assistant II	1.00	34,954
Bieniek, D.	Equipment Technician I	1.00	25,758
Blackstone, B.	Video Coordinator	1.00	30,900
Bond, H.	Clerical Assistant II	1.00	37,728
Bowen, T.	Coordinator of Broadcast and Video Production	1.00	57,684
Cabrera, M.	Assistant Weight/Strength Coach	1.00	32,975
Chiong, C.	Assistant Marketing Director of Sales and Licensing	1.00	25,848
Cisneros, L	Events and Facilities Coordinator	1.00	28,922
Cordova, A.	Events and Facilities Coordinator	1.00	28,922
Eberlein, K.	Head Women's Athletic Trainer	1.00	41,408
Favilla, C.	Administrative Support Assistant II	1.00	32,976
Flores, C.	Administrative Support Coordinator I	1.00	32,976
Francis, M	Compliance Coordinator	1.00	34,500
Gannaway, L.	Asst. A.D. Student Athletic Services SWA	1.00	66,954
Greene, R.	Accounting Technician	1.00	35,819
Grimm, N	Events and Marketing Coordinator	1.00	28,759
Hayden, R.	Ticket Operations Manager	1.00	49,692
Hunter, R.	Equipment Attendant I	1.00	30,900
Jackson, S.	Media Relations Advertising and Traffic Coordinator	1.00	39,144

**CALIFORNIA STATE UNIVERSITY, FRESNO**  
**SALARIES AS OF NOVEMBER, 2005**

NAME	CLASS	TIMEBASE	ANNUAL SALARY
Jesser, J.	Travel Coordinator	1.00	37,822
Kriebs, J.	Asst. A.D. Facility Operations	1.00	72,108
Leal, G.	Events and Facilities Coordinator	1.00	28,922
Logan, T.	Director of Facilities	1.00	49,440
Melcher, J.	Bulldog Shop - Asst Mgr	1.00	30,019
Meraz, N.	Sports Coordinator - WBK	1.00	28,922
Monroe, J.	Administrative Support Assistant I	1.00	30,000
Nelson, R.	Technology Coordinator	1.00	41,208
Paramo, K.	Academic Counselor Assistant	1.00	42,729
Risso, B.	Media Relations Specialist	1.00	28,922
Rueda, M.	Director of Sports Medicine	1.00	66,942
Sanders, E.	Academic Counselor - AY	1.00	57,746
Sanbongi, D.	Assistant Ticket Manager	1.00	30,971
Shook, R.	Academic Advisor	1.00	39,218
Soligian, P.	General Accounting Manager	1.00	53,560
Stiggins, C.	Accounts Payable Technician	1.00	33,372
Traeger, E.	Assistant Weight Room Assistant	1.00	33,124
Turner, D.	Public Affairs Assistant I	1.00	37,649
Weakland, S.	Asst. A.D. Communications	1.00	72,108
Winslow, J.	Public Affairs Assistant I	1.00	38,650
Xiong, T.	Womens Video Coordinator	1.00	30,900
Younger, M.	Equipment Manager	<u>1.00</u>	<u>53,343</u>
<b>Total Staff</b>		45.00	1,773,484
<b><u>TOTAL ATHLETIC CORPORATION<sup>g)</sup></u></b>		<b>64.25</b>	<b>2,811,561</b>

g) Athletic Corporation are employees of the Association; salaries/benefits are reimbursed to the Association by the Corporation.

**CALIFORNIA STATE UNIVERSITY, FRESNO**  
**AUXILIARY**  
**2005/06 BUDGET SUMMARY**

<b>AUXILIARY</b>	<b>2004/05 Initial Budget</b>	<b>2004/05 Actual Rev./Exp.</b>	<b>2005/06 Approved Budget</b>
<b>FRESNO STATE PROGRAMS FOR CHILDREN, INC.</b>			
<b>REVENUES</b>			
State Apportionment	\$806,760	\$770,261	\$810,463
Federal Funds	193,610	211,197	196,744
California State University Allocation	87,810	87,810	87,810
Day Care Fees - Parent Fees	139,460	199,339	187,590
Day Care Fees - Vendor Contracts	3,080	7,171	6,000
Interest Income	3,000	4,455	
Miscellaneous	0	319	0
Student Body Fees	305,000	309,943	322,875
<b>TOTAL REVENUES</b>	<b>\$1,538,720</b>	<b>\$1,590,495</b>	<b>\$1,611,482</b>
<b>EXPENDITURES</b>			
Certificated/Classified/Food Service Salaries	\$943,720	\$983,200	\$1,000,392
Employee Benefits	281,260	267,732	303,285
Instructional Supplies	12,100	33,140	11,755
Other Supplies	25,110	16,356	27,085
Legal Fees	15,000		15,000
Misc Services	2,500		2,000
Travel and Conferences	2,900	1,207	6,900
Contracts, Rent, Leases	23,700	15,000	16,500
Insurance	9,450		10,330
Utilities	16,800	13,196	17,020
Audit and Accounting	96,360	104,962	93,882
Equipment			
Other Operating Expenses	12,160	54,250	16,209
<b>TOTAL EXPENDITURES</b>	<b>\$1,441,060</b>	<b>\$1,489,043</b>	<b>\$1,520,358</b>



**CALIFORNIA STATE UNIVERSITY, FRESNO**  
**SALARIES AS OF JANUARY, 2006**

NAME	CLASS	TIMEBASE	ANNUAL SALARY
<b>FRESNO STATE PROGRAMS FOR CHILDREN, INC.</b>			
<b>EARLY EDUCATION CENTER</b>			
<b>STAFF</b>			
Arias, S.	Master Teacher	1.00	33,238
Benell, R.	Master Teacher	0.75	24,929
Carnahan, A.	Associate Teacher	1.00	19,593
Dobbs, K.	Master Teacher	1.00	28,080
Escobar, K.	Teacher	1.00	20,529
Johnston, K.	Nutrition Aide	1.00	
Lucero, R.	Teacher	1.00	20,529
Marquez, M.	Master Teacher	1.00	29,057
Moua, A.	Associate Teacher	1.00	16,140
Munoz, A.	Office Manager	1.00	28,081
Murray, K.	Teacher	1.00	20,529
Swallow, S.	Teacher	0.75	21,793
Vargas, C.	Associate Teacher	1.00	19,593
Verdin, M.	Associate Teacher	1.00	17,784
Yann, C.	Associate Teacher	1.00	15,600
Young, C.	Associate Teacher	1.00	15,600
<b>Total Staff</b>		15.50	331,075
<b>TOTAL EARLY EDUCATION CENTER</b>		15.50	331,075
<b>CAMPUS CHILDREN'S CENTER</b>			
<b>STAFF</b>			
Assadourian, H.	Associate Teacher	0.75	12,110
Brewer, E.	Master Teacher	1.00	29,057
Cao, T.	Associate Teacher	1.00	2,529
Cazares, S.	Associate Teacher	1.00	16,146
Jenkins, J.	Office Manager	1.00	25,938
Pucay, M.	Master Teacher	1.00	30,159
Yamaoka, L.	Teacher	1.00	29,063
<b>Total Staff</b>		6.75	145,002
<b>TOTAL CAMPUS CHILDREN'S CENTER</b>		6.75	145,002
<b>ADMINISTRATIVE</b>			
<b>STAFF</b>			
Martinez, A.	Chef	1.00	23,628
Rawlings, C.	Assistant Cook	1.00	16,369
<b>Total Staff</b>		2.00	39,997
<b>TOTAL ADMINISTRATIVE</b>		2.00	39,997
<b>TOTAL FRESNO STATE PROGRAMS FOR CHILDREN, INC.</b>		<b>24.25</b>	<b>516,074</b>

**CALIFORNIA STATE UNIVERSITY, FRESNO**

**AUXILIARY**

**2005/06 BUDGET SUMMARY**

<b>AUXILIARY</b>	<b>2004/05 Budgeted Expenditures</b>	<b>2004/05<sup>(h)</sup> Actual Income<sup>(i)</sup></b>	<b>2004/05 Actual Expenditures</b>	<b>2005/06 Budgeted Income</b>	<b>2005/06 Budgeted Expenditures</b>	<b>2005/06 Net Income/ Deficit</b>
<b>BULLDOG FOUNDATION</b>						
Bulldog Foundation	\$716,320	\$769,601	\$769,601	\$826,186	\$826,186	\$0
<b>TOTAL BULLDOG FOUNDATION</b>	<b>\$716,320</b>	<b>\$769,601</b>	<b>\$769,601</b>	<b>\$826,186</b>	<b>\$826,186</b>	<b>\$0</b>

h) Fiscal year 2004-05 ends on February 28th for Bulldog Foundation

i) Projected 2004-05 revenue is \$8,676,398. Of this amount \$7,819,483 is reflected in the Athletic Corporation budget and therefore exclude from this page.

**CALIFORNIA STATE UNIVERSITY, FRESNO**  
**AUXILIARY**  
**2005/06 OPERATING EXPENDITURE DETAIL**

<b>AUXILIARY</b>		<b>2004/05 Initial Budget</b>	<b>2004/05 Actual Rev./Exp.</b>	<b>2005/06 Approved Budget</b>
<b>BULLDOG FOUNDATION</b>				
<b>Revenue</b>		<b>\$716,320</b>	<b>\$769,601</b>	<b>\$826,186</b>
<b>Expenditures</b>				
<b>Personnel</b>				
Executive Director		\$83,000	\$83,000	\$83,000
Staff Salaries		104,800	104,790	108,400
Part Time Salaries		18,800	19,820	20,820
Payroll Taxes		18,700	19,046	19,800
Executive Director Insurance		2,500	2,500	2,500
Insurance Benefits		45,000	39,296	45,000
Executive Director Auto Allowance				1,600
Staff Auto Allowance		300	74	200
Executive Director Retirement		5,900	5,900	5,900
Staff Retirement		5,000	3,500	4,000
Staff Incentive Program		6,000	6,680	0
<b>Sub-Total Personnel</b>		<b>\$290,000</b>	<b>\$284,606</b>	<b>\$291,220</b>
<b>Membership Fund Drive Expenses</b>				
Printing		\$4,000	\$7,634	\$18,000
Pledge Statements		3,300	2,827	0
Postage		32,000	36,046	34,000
Newsletter-Bulldog Sports		14,000	12,219	14,000
Drive Member Awards		45,000	22,071	28,000
Advertising & Promotions		11,000	11,445	5,500
Fund Drive Report Nites/Orientation		4,700	4,979	3,000
Scholarship Plaques		7,500	5,617	5,000
Exec. Director Promotion Allow.		2,000	2,246	2,000
Member Event				4,700
Membership Recognition		550	330	1,000
Media Guides		3,500	2,634	3,500
Satellite Receptions		4,000	4,477	0
Fund Drive Kick-Off Dinner		4,300	4,728	4,000
Fund Drive Awards Banquet		100	66	500
Bank Card Charges		40,000	54,182	60,000
President Fund		3,500	2,098	2,500

**CALIFORNIA STATE UNIVERSITY, FRESNO**  
**AUXILIARY**  
**2005/06 OPERATING EXPENDITURE DETAIL**

AUXILIARY	2004/05 Initial Budget	2004/05 Actual Rev./Exp.	2005/06 Approved Budget
<b>BULLDOG FOUNDATION</b>			
Football - Premium Seating			6,500
PSL - One Year Only	30,000	0	10,000
<b>Sub-Total Membership Fund Drive</b>	<b>\$209,450</b>	<b>\$173,599</b>	<b>\$202,200</b>
<b>Office Overhead</b>			
Telephone	\$6,000	\$3,591	\$4,000
Supplies	7,500	6,591	6,500
Computer Expense/Training	2,500	1,369	1,000
Copier Expense	1,500	1,620	1,500
Insurance	9,000	8,480	9,000
Equip. Rent & Maint.	3,000	2,638	3,000
Audit	6,000	6,000	6,000
Miscellaneous	500	120	500
Rent	15,600	15,600	15,600
Trade-outs		(32,570)	(3,634)
<b>Sub-Total Office Overhead</b>	<b>\$51,600</b>	<b>\$13,439</b>	<b>\$43,466</b>
<b>Other Bulldog Foundation</b>			
Capital Improvements	\$7,500	\$7,713	\$1,500
Trustee Meeting/Gift	2,500	2,447	2,500
Lifetime Achievement Award	300	8,441	300
Conferences/Seminars/Think Tank	3,000	2,563	3,000
Reserve for Contingency	80,000	1,000	80,000
Bereavement/Remembrances	500	269	500
Homecoming	1,500	1,500	1,500
Young Bulldogs	2,000	787	0
Athletic Facility Loan		200,000	200,000
Marketing Materials	49,970	15,260	0
Panagraph Consulting	18,000	57,977	0
<b>Sub-Total Other Expenses</b>	<b>\$165,270</b>	<b>\$297,957</b>	<b>\$289,300</b>
<b>Total Current Expenditures</b>	<b>\$716,320</b>	<b>\$769,601</b>	<b>\$826,186</b>
<b>Net Operating Income/Loss</b>	<b>\$0</b>	<b>\$0</b>	<b>\$0</b>