

archv
LD
729.6
F7
A2
1996/97



Budget Book
1996/97

1996/97 CALIFORNIA STATE UNIVERSITY, FRESNO
BUDGET PLAN
TABLE OF CONTENTS

	Page		Page
President's Message		Central Management Summary	110
Table of Contents	i	Central Management	111-112
THE UNIVERSITY		Athletics Summary	113
University Mission and Goals	1-3	Athletics	114
University Expenditure Budget Summary	4	University Priority Fund Summary	115
THE GENERAL FUND		Centrally Monitored Funds Summary	116
The General Fund	5-8	Centrally Monitored Funds	117
Allocation Changes	9	University Reserve Summary	118
Budget Sources	10-11	Independent Operations Summary	119
Baseline Allocation Detail	12-13	Independent Operations	120-121
General Fund Budget Summary	14-15	OTHER FUNDS	
Academic Affairs Summary	16-22	Other Funds	122
School of Agricultural Sciences & Technology	23-27	Other Funds Summary	123
School of Arts & Humanities	27-36	Other Funds Budget Detail	124
Craig School of Business	36-42	Continuing Education Summary	125
School of Education & Human Development	42-46	Continuing Education	126
School of Engineering & Computer Science	46-49	Parking - Fees Summary	127
School of Health & Human Services	49-55	Parking - Fees	128
School of Natural Science	55-61	Parking - Fines and Forfeitures Summary	129
School of Social Science	62-68	Parking - Fines and Forfeitures	130
Graduate Studies	68-69	Lottery Education Summary	131
Provost	69-74	Student Health Fees Summary	132
Academic Innovation Center (AIC)	74-75	Student Health Fees	133
California Agricultural Technology Inst. (CATI)	75-76	UNIVERSITY AUXILIARIES	
College Farm	76	Auxiliary Organizations	134-135
Information Technology Services	77-78	Auxiliary Budget Summary	136
Intensive Learning Experience (ILE)	78	Agricultural Foundation Summary	137
Joint Doctoral Program	78-79	Agricultural Foundation	138
Library Services	79-81	California State University, Fresno Assoc. Sum.	139-140
Enrollment Services	81-86	California Sate University, Fresno Assoc.	141-150
Student Affairs	86-92	Associate Students, Inc. Summary	151
Communication	92	Associated Students, Inc.	152-153
Administrative Services Summary	93	California State University, Fresno Found. Sum.	154
VP Administration	94-99	California Sate University, Fresno Found.	155-156
Plant Operations	99-103	Athletic Corporation Summary	157
Human Resources	103-105	Athletic Corporation - Current Funding	158
University Advancement Summary	106	i Athletic Corporation - Current Expenditures	159
University Advancement	107-109	Athletic Corporation	160-161

UNIVERSITY MISSION AND GOALS

The University

The California State University, Fresno campus is located in the central San Joaquin Valley, against a backdrop of the Sierra Nevada mountains. The campus has been situated at its present site on the northeast edge of Fresno since 1953. The University is the sixth oldest in the California State University system, originally founded in 1911 as the first junior college in the State. In 1961, under the newly created California State College system, the administration and control of the State colleges was transferred to the Trustees of the California State Colleges. The system was renamed The California State University in 1972.

Located in one of the richest agricultural regions in the world, the University's 327 acre campus was designated an arboretum in 1978. The University's facilities also include a 1,083 acre farm that is considered one of the most modern and best equipped agricultural facilities in the West.

The campus serves a large, diverse multi-cultural population from the Central Valley and neighboring communities, as well as a good number of students from California, and other states and nations.

Vision Statement

The vision statement for the University was published in the Plan for the '90s:

It is the University's vision to be known as a premier regional interactive University, recognized for quality teaching and preparation of a diverse student population and for superior scholarship, and as the intellectual and cultural leader of the San Joaquin Valley.

We envision a campus singularly unified with its community, in step with advanced technology and at the forefront of the discovery, generation, accumulation and dissemination of knowledge.

Mission Statement

The University offers a high-quality educational opportunity to qualified students at the bachelor's and master's levels, as well as in joint doctoral programs in selected professional areas. To carry out this mission, the University provides a General Education program and other opportunities to expand students' intellectual horizons, foster lifelong learning, prepare them for further professional study and instill within them an appreciation of cultures other than their own. The University offers undergraduate degrees and programs in the liberal arts and sciences as well as in a variety of professional disciplines emphasizing agriculture, business, engineering and technology, health and human services, and education, preparing students for productive careers and responsible world citizenship. Building upon the strength of these undergraduate programs, graduate programs provide opportunities for personal and career enhancement through advanced study, preparing students for positions of leadership in the arts, sciences and professions.

The University encourages and protects free inquiry and expression, ensuring a forum for the generation, discussion and critical examination of ideas. By emphasizing the primacy of quality teaching and the close interaction between faculty and students, the University seeks to stimulate scholarly inquiry and discourse, inspire creative activity, heighten professional and technical competencies, encourage and support research and its dissemination, and recruit and develop outstanding teacher-scholar/artists.

The University fosters an environment in which students learn to live in a culturally diverse and changing society. Within that environment, it strives to develop a community founded upon mutual respect and shared efforts, in which individuals can communicate openly and work together to enrich the lives of all and to further the growth and excellence of the University. The University seeks and encourages historically underrepresented students to embark upon and complete a University education.

The University serves the San Joaquin Valley while interacting with the State, nation and world. The University is a center of intellectual, artistic and professional activity. Through applied research, technical assistance, training and other related public service activities, the University anticipates continuing and expanding partnership and linkages with business, education, industry and government.

Institution Wide Goals and Plan for the 90's

California State University, Fresno's Plan for the 90's was approved by the Academic Senate and the President in 1993. It includes goals established by the University to assist in the allocation of resources, thereby ensuring that available funding is applied to activities that meet the overall mission of the University. To that end, the following goals have been defined:

Students First - we are committed to the recruitment, retention and education of our students

Quality Education - we will provide high quality academic programs

Academic Environment - we will create and foster an environment that enriches the learning experience of our students

Diversity - we respect the diversity and richness of our multicultural community and all of its members

Community - we will encourage broad interaction within our community

Professional development - we encourage the development of our faculty and staff

Technology - we will invest in technology that enriches the academic environment and reduces the costs of administration

Funding Source Diversification - we will seek other means to obtain funds to be utilized in fulfilling our mission

A status report was issued Fall 1994 to assess progress toward these goals, and the majority of these goals have seen significant progress. Copies of the Plan for the 90's and the Status Report are available from the University.

The Budget

The total of the expenditure budgets for the University is derived from several funding sources, including State General Fund allocations, General Fund revenues and reimbursements (including Student Health Fees); Other Funds which are comprised of allocations to Special Revenue Funds (Lottery Education Fund) and revenues earned by Enterprise Funds (Parking Revenue Funds and Continuing Education Revenue Fund); and the revenues generated by the University Auxiliary organizations. The General Fund is the predominant source for financing University operations.

The budget presentation that follows begins with an overall summary (blue page) of the position and expenditure budgets of these funding sources, followed by separate summaries (also blue in color) and detail sections for each area. The General Fund is arranged by baseline allocations to each area of responsibility, detailing positions, salaries, operating expense and equipment, and total budget allocations for each area. Position and salary utilization for each area within the divisions is also detailed. Similar presentations are provided for each of the Other Funds and the University Auxiliary budgets. **Position and salary detail are as of October 1996.**

**1996/97 CALIFORNIA STATE UNIVERSITY, FRESNO
UNIVERSITY EXPENDITURE BUDGET SUMMARY**

SOURCE	TOTAL POSITIONS	Faculty	Staff	Management	Salaries	Operating Expenses & Equipment	TOTAL BUDGET
GENERAL FUND							
Academic Affairs	1,128.27	610.92	456.85	60.50	\$64,593,592	\$11,943,284	\$76,536,876
Administrative Services	206.00		175.00	31.00	8,006,655	5,760,590	13,767,245
University Advancement	18.00		10.00	8.00	852,187	304,108	1,156,295
Central Management	10.00		7.00	3.00	538,572	281,406	819,978
Athletics	19.00	12.00	1.00	6.00	1,326,408	218,219	1,544,627
University Priority Fund						530,731	530,731
Centrally Monitored Funds					4,547,043	29,321,340	33,868,383
University Reserve						1,614,860	1,614,860
Independent Operations	50.50	18.00	21.50	11.00	2,439,240	2,276,391	4,715,631
TOTAL GENERAL FUND	1,431.77	640.92	671.35	119.50	\$82,303,697	\$52,250,929	\$134,554,626
OTHER FUNDS							
Continuing Education Revenue Fund	13.00		10.00	3.00	\$536,482	\$3,050,018	\$3,586,500
Parking Revenue Fund - Fees	10.00		10.00		327,768	1,849,550	2,177,318
Parking Revenue Fund - Fines & Forfeitures	4.00		3.00	1.00	148,956	436,893	585,849
Lottery Education Fund						1,217,615	1,217,615
Student Health Fees	25.50		25.50		1,144,230	640,770	1,785,000
TOTAL OTHER FUNDS	52.50		48.50	4.00	\$2,157,436	\$7,194,846	\$9,352,282
UNIVERSITY AUXILIARIES							
The Agricultural Foundation of California State University, Fresno	3.00		3.00		\$76,865	\$2,222,271	\$2,299,136
The California State University, Fresno Association, Inc.	100.50		75.00	25.50	3,049,799	21,675,274	24,725,073
Associated Students of California State University, Fresno	29.00		28.00	1.00	508,801	941,007	1,449,808
California State University, Fresno Foundation (Financial Services)	8.50		7.00	1.50	290,520	696,983	987,503
Athletic Corporation of California State University, Fresno	43.00		43.00		1,331,876	12,598,561	13,930,437
TOTAL UNIVERSITY AUXILIARIES	184.00		156.00	28.00	\$5,257,861	\$38,134,096	\$43,391,957
TOTAL UNIVERSITY	1,668.27	640.92	875.85	151.50	\$89,718,994	\$97,579,871	\$187,298,865

THE GENERAL FUND

Allocations and Enrollment

Budget allocations are based on the targeted FTE for each campus. The 1996/97 enrollment target for California State University, Fresno has been set at 14,860 FTES and resulted in a State General Fund allocation of \$99,055,258 for 1996/97. This added to Revenues (primarily from student fees) of \$30,128,083, Reimbursements of \$655,654, and Independent Operations of \$4,715,631 combine to form the funding for the General Fund Budget for 1996/97 (\$134,554,626).

Budget Principles and Policies

Until 1993/94, funding for the CSU and its individual campuses was calculated utilizing a complex set of funding formulas (Orange Book) predicated upon FTES, student-faculty ratio and a myriad of additional factors. As a result of the State's fiscal crisis and a commitment to decentralize the System, the previous approach to budgeting has been eliminated. In its place, the System has adopted a simplified approach that is influenced by student-faculty ratio, size of physical plant and related programmatic considerations. With the change in the System-wide budget generation and allocation process, California State University, Fresno redesigned its allocation process. The new process established a base allocation level for each of the major program areas (Instruction/Academic Support, Student Services, Institutional Support, Plant Operations, Athletics and University Priorities Fund).

Level "A" is the allocation made from the President to the Provost and each Vice President and Director reporting to the President. Level "B" is the allocation made from the Provost and Vice Presidents to the Deans/Directors/Department Heads. (Each program area is responsible for establishing a Level "B" allocation mechanism for that area and to allocate resources and monitor expenditures according to such plan). The new Level "A" policy adopted at California State University, Fresno seeks to develop a predictable allocation methodology that assures equitable distribution of resources within the existing financial constraints of the system and is consistent with the following principles developed and adopted by the University Budget Committee of the Academic Senate at California State University, Fresno, in the Spring of 1993.

Principles

During the Spring semester 1993, the University Budget Committee developed a set of principles which were intended to be of assistance in developing a new model of budget allocation. These principles state that the budget allocation process should:

1. Support the chosen directions and priorities of the University.
2. Recognize differences between programs (i.e. delivery modes).
3. Provide for differential growth and differential needs within the University.
4. Provide certainty of allocation (within realities of public funding) for long-term efficiency and stability.
5. Reward "good" behavior.
6. Be perceived to be fair, based on the chosen plan and policies of the University.
7. Utilize minimum resources to administer the allocation process.
8. Decentralize decision making consistent with University plans and policies.
9. Mandate a consultative process within all schools/departments/units.
10. Provide an easy transition from the present system, with a phase-in period to minimize chaos.

Policy

An allocation policy has been established which utilizes a base percentage for each of the six program areas and provides a small amount to be allocated to address University priorities. The base percentage for the five program areas and University Priorities were originally established for a two-year period (1994-95 and 1995-96). If a program area overspends its allocation within any given year, it will be reduced from the area's allocation in the following year. The impact of the allocations was reviewed by the University Budget Committee and the Senior Administrative Council during the Fall semester of 1995. Comments and recommendations on these percentages were submitted to the President in December 1995. The President consulted with the Cabinet and Academic Senate and Staff Assembly Chairs and after extensive discussion and review it was decided that the percentages for the next two years should seek to achieve the following five priorities:

1. Provide support to the instructional areas which will allow for an average enrollment growth of 1-2 per cent over each of the next three years.
2. Provide funds which can be used to strengthen select graduate and undergraduate programs.
3. Provide support for continued faculty development with an emphasis on the application of technology to instruction which includes Ethernet upgrades where needed.

4. Support expanded efforts in fundraising.
5. Provide support for incentives which will allow areas to restructure their work.

It was also decided that no additional dollars should be allocated to the University Priorities fund beyond which has already been committed for the next two years. The percentages, shown in the table below, were established for the next two years. It is intended that the budget allocation procedures and percentages set forth in this document be adhered to as closely as possible. However, the realities of the State budget process may require that adjustments to the procedures and percentages be made as necessary.

PROGRAM AREA	PERCENTAGE OF ALLOCABLE BUDGET		
	<u>1994-96</u>	<u>1996/97</u>	<u>1997/98</u>
Instruction/Academic Support	70.7	71.4	71.6
Student Services	8.4	8.4	8.4
Institutional Support	8.9	9.0	9.1
Plant Operations	9.1	9.1	9.1
Athletics	1.6	1.6	1.6
University Priorities Fund	<u>1.3</u>	<u>.5</u>	<u>.2</u>
Total	100.0	100.0	100.0

Instruction/Academic Support includes funding for the Instructional Program, Library, Information Technology Services, College Farm, California Agricultural Technology Institute, Joint Doctoral Program, Student Writing Skills and Faculty Development and Research.

Student Services includes funding for general services to students to include Re-entry, Student Life, Economic Opportunity Program, Counseling, Advising, Testing, Health Services, Disabled Students, Admissions and Records, Student Affirmative Action, Student Outreach, International Student Services and Financial Aid Office.

The Institutional Support program category includes the President's Office, University Advancement and select units of Administrative Services (Budget, Controller/Accounting, Human Resources, Payroll, Facilities Planning, Print Shop, Public Safety, Purchasing, Shipping and Receiving), as well as the funding for University-wide communications.

The Plant Operations program, for budgeting purposes, has been identified separately and includes the University utilities budget.

Athletics provides the State funded portion of the Intercollegiate Athletic Program.

The University Priority Fund was established in 1994/95 to provide funding for needs which are consistent with the campus' Plan for the 90's and which are not supported by the regular allocation process. Funding may be provided for no more than three years to support new initiatives, resolve major equipment replacement needs, support restructuring of existing programs or functions and assure the flexibility to respond to new opportunities.

Completing the General Fund are the Centrally Monitored Funds, the University Reserve, and Independent Operations. Centrally Monitored Funds are used for special needs that benefit the University as a whole. The University Reserve is a fund established to accommodate unanticipated and unplanned expenditures during the fiscal year such as legal fees, legal settlements, shortfalls in revenue, emergencies and major unanticipated expenditures. The amount of the reserve each year is determined by the President. Finally, Independent Operations is used to record expenditures made initially in the General Fund, for the benefit of other organizations. It contains only those specialized services which are fully reimbursed, and includes revenue and expenditures of those operations which are unrelated to, but which may enhance, the primary mission of the University (the Athletic Corporation funds salaries in addition to those paid for with General Funds. These expenditures and the accompanying reimbursements are recorded in Independent Operations).

For future discussions in this document, the budgets have been rearranged organizationally to reflect the more familiar structure of the campus.

**1996/97 CALIFORNIA STATE UNIVERSITY, FRESNO
GENERAL FUND
ALLOCATION CHANGES**

1995/96 Budget Allocation	124,999,926
----------------------------------	--------------------

1996/97 Base Budget Adjustments

1995-96 Retirement Allocation	1,868,000	
1995-96 Full-Year Vision Allocation	13,200	
Internal Audit Assessment	(12,000)	
Unemployment Insurance	247,000	
Benefits Administration	40,200	
Faculty Affirmative Action	61,261	
Disabled Employees	12,332	
Transfer Centers	31,087	
Project ASSIST	20,000	
Summer Bridge	298,248	
California Articulation Number	154,989	
Minority Engineering Program	29,860	
Graduate Equity Fellowship	49,857	
		2,814,034

1996/97 Budget Plan Expenditure Increases

Vision Benefits	15,500	
Space	130,876	
Inflation	189,000	
Enrollment Growth	1,208,550	
State University Grant	339,000	
Physical Plant	541,000	
Academic Technology	233,740	
Compensation	4,083,000	
		6,740,666

1996/97 Budget Allocation	134,554,626
----------------------------------	--------------------

**1996/97 CALIFORNIA STATE UNIVERSITY, FRESNO
GENERAL FUND
BUDGET SOURCES**

GENERAL FUND STATE ALLOCATION

\$99,055,258

REIMBURSEMENTS:

Parking Security	\$79,145
Federal Administrative Allowance - SEOG	13,298
Federal Administrative Allowance - Perkins	35,646
Federal Administrative Allowance - PELL	21,045
Federal Administrative Allowance - Work Study	26,695
College Work Study - On Campus	276,293
College Work Study - Off Campus	115,856
College Work Study - Job Location Development	47,300
Concurrent Enrollment	39,976
NDSL Cancellations	400

Total Reimbursements

\$655,654

REVENUE:

Non-Resident Fee	\$3,982,542
Application Fee	782,100
State University Fee	24,883,992
Duplicate Degree Tuition	140,976
Work Study - Private	49,653
Miscellaneous Revenue	288,820

Total Revenues

\$30,128,083

INDEPENDENT OPERATIONS:

Revenue	\$1,696,772
Reimbursements	3,018,859

Total Independent Operations

\$4,715,631

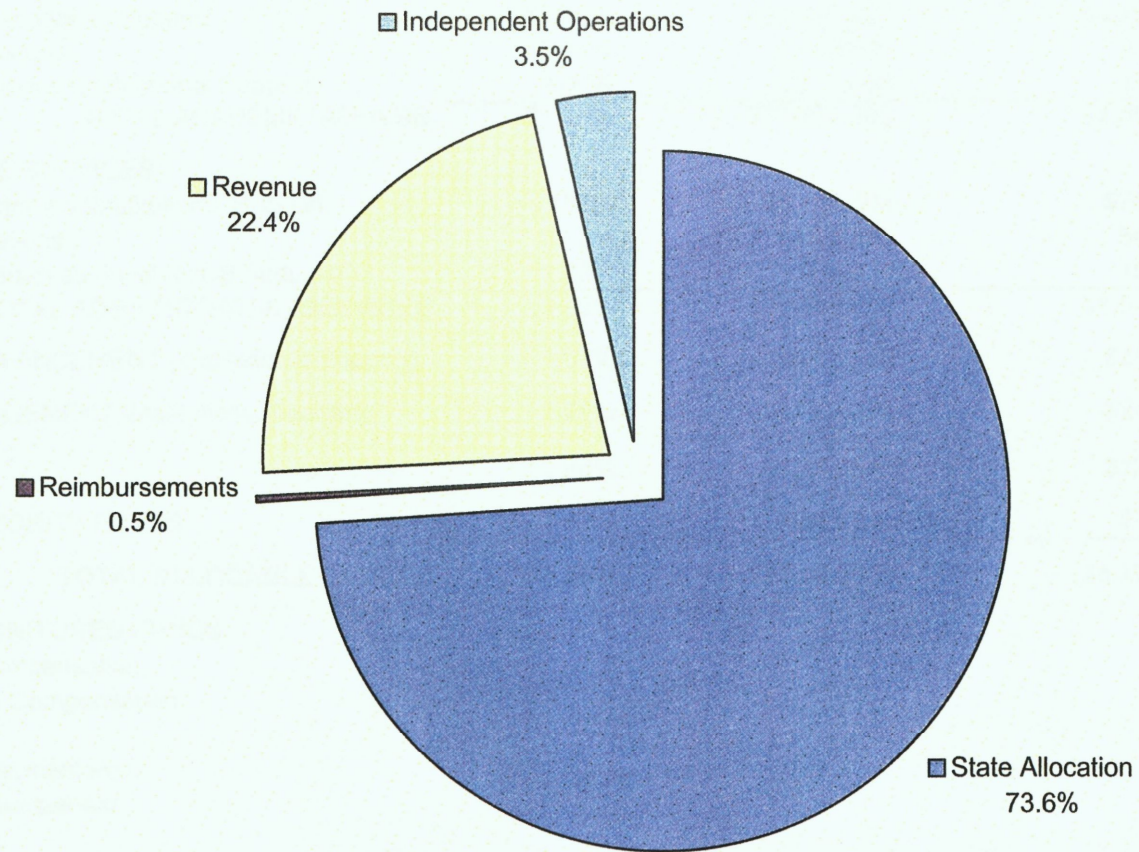
REIMBURSEMENTS/REVENUES

\$35,499,368

TOTAL GENERAL FUND BUDGET

\$134,554,626

**1996/97 CALIFORNIA STATE UNIVERSITY, FRESNO
GENERAL FUND BUDGET
BUDGET SOURCES**



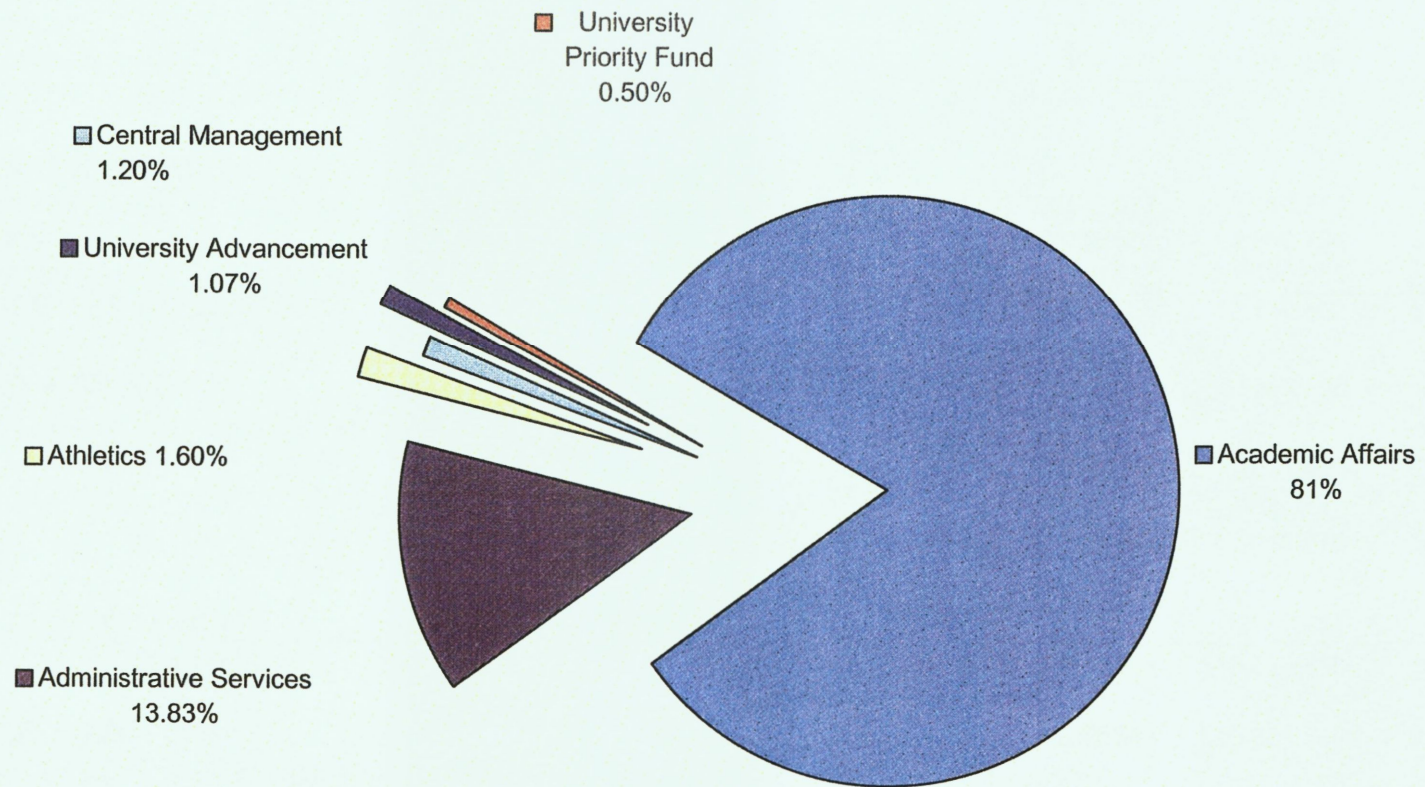
1996/97 CALIFORNIA STATE UNIVERSITY, FRESNO

GENERAL FUND

BASELINE ALLOCATION DETAIL

AREA	ALLOCATION PERCENTAGE	LEVEL A BASELINE ALLOCATION	NET ADJUSTMENTS TO BASELINE	TOTAL ALLOCATION
ALLOCABLE BUDGET				
ACADEMIC AFFAIRS				
Instruction/Academic Support	71.40%	\$63,262,403	\$4,104,441	\$67,366,844
Student Services	8.40%	7,442,636	370,789	7,813,425
Communications (Institutional Support)	2.00%	1,772,056	-415,449	1,356,607
TOTAL ACADEMIC AFFAIRS	81.80%	\$72,477,095	\$4,059,781	\$76,536,876
ADMINISTRATIVE SERVICES				
VP Administration (Institutional Support)	3.53%	\$3,130,603	\$765,714	\$3,896,317
Plant Operations	9.10%	8,062,855	547,471	8,610,326
Human Resources (Institutional Support)	1.20%	1,063,234	197,368	1,260,602
TOTAL ADMINISTRATIVE SERVICES	13.83%	\$12,256,692	\$1,510,553	\$13,767,245
UNIVERSITY ADVANCEMENT (Institutional Support)	1.07%	\$945,126	\$211,169	\$1,156,295
CENTRAL MANAGEMENT (Institutional Support)	1.20%	\$1,063,234	-\$243,256	\$819,978
ATHLETICS	1.60%	\$1,417,645	\$126,982	\$1,544,627
UNIVERSITY PRIORITY FUNDS	0.50%	\$443,014	\$87,717	\$530,731
TOTAL ALLOCABLE BUDGET	100.00%	\$88,602,806	\$5,752,946	\$94,355,752
CENTRALLY MONITORED FUNDS				
1996/97 Compensation				\$4,083,000
Prior Years Compensation				464,043
Benefits				20,179,990
Risk Management Pool				1,076,225
Student Financial Aid				6,791,211
Work-Study				441,802
Space Management				239,072
General Service Charges				53,500
Plant Expansion				539,540
TOTAL CENTRALLY MONITORED FUNDS				\$33,868,383
UNIVERSITY RESERVE				\$1,614,860
INDEPENDENT OPERATIONS				\$4,715,631
TOTAL ALLOCATIONS				\$134,554,626

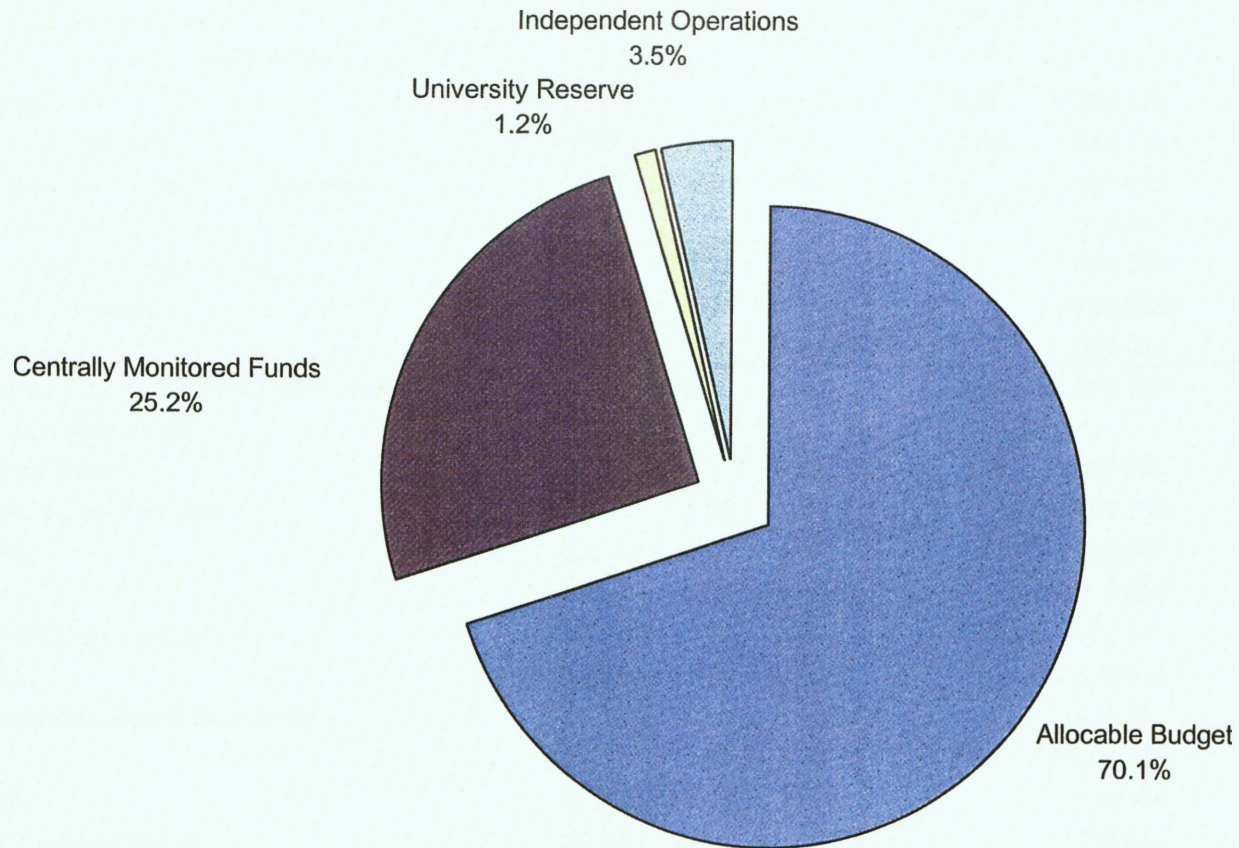
**1996/97 CALIFORNIA STATE UNIVERSITY, FRESNO
GENERAL FUND BUDGET
BASELINE ALLOCATION DETAIL**



**1996/97 CALIFORNIA STATE UNIVERSITY, FRESNO
GENERAL FUND BUDGET SUMMARY**

AREA	TOTAL POSITIONS	Faculty	Staff	Management	Salaries	Operating Expenses & Equipment	TOTAL ALLOCATION
ALLOCABLE BUDGET							
ACADEMIC AFFAIRS							
Instruction/Academic Support	959.47	610.92	306.05	42.50	\$57,158,543	\$10,208,301	\$67,366,844
Student Services	164.80		146.80	18.00	7,111,040	702,385	7,813,425
Communication	4.00		4.00		324,009	1,032,598	1,356,607
TOTAL ACADEMIC AFFAIRS	1,128.27	610.92	456.85	60.50	\$64,593,592	\$11,943,284	\$76,536,876
ADMINISTRATIVE SERVICES							
VP Administration	83.00		69.00	14.00	\$3,385,576	\$510,741	\$3,896,317
Plant Operations	108.00		99.00	9.00	3,800,532	4,809,794	8,610,326
Human Resources	15.00		7.00	8.00	820,547	440,055	1,260,602
TOTAL ADMINISTRATIVE SERVICES	206.00		175.00	31.00	\$8,006,655	\$5,760,590	\$13,767,245
UNIVERSITY ADVANCEMENT	18.00		10.00	8.00	\$852,187	\$304,108	\$1,156,295
CENTRAL MANAGEMENT	10.00		7.00	3.00	\$538,572	\$281,406	\$819,978
ATHLETICS	19.00	12.00	1.00	6.00	\$1,326,408	\$218,219	\$1,544,627
UNIVERSITY PRIORITY FUND						\$530,731	\$530,731
ALLOCABLE BUDGET	1,381.27	622.92	649.85	108.50	\$75,317,414	\$19,038,338	\$94,355,752
CENTRALLY MONITORED FUNDS					\$4,547,043	\$29,321,340	\$33,868,383
UNIVERSITY RESERVE						\$1,614,860	\$1,614,860
INDEPENDENT OPERATIONS	50.50	18.00	21.50	11.00	\$2,439,240	\$2,276,391	\$4,715,631
TOTAL GENERAL FUND	1,431.77	640.92	671.35	119.50	\$82,303,697	\$52,250,929	\$134,554,626

**1996/97 CALIFORNIA STATE UNIVERSITY, FRESNO
GENERAL FUND BUDGET SUMMARY**



1996/97 CALIFORNIA STATE UNIVERSITY, FRESNO
GENERAL FUND - ACADEMIC AFFAIRS
POSITION/SALARY/OPERATING EXPENSE ALLOCATION SUMMARY

SCHOOL/DEPARTMENT	TOTAL POSITIONS	Faculty	Staff	Management	Salaries	Operating Expenses & Equipment	TOTAL ALLOCATION
ACADEMIC AFFAIRS							
Instruction/Academic Support							
School of Agricultural Sciences & Technology							
Office of the Dean	7.50		5.50	2.00	\$304,428	\$70,976	\$375,404
Agricultural Economics	10.50	8.50	1.00	1.00	645,582	19,023	664,605
Animal Science & Agricultural Education	9.00	8.00	1.00		557,030	9,945	566,975
Child, Family & Consumer Science	9.50	8.00	1.50		522,900	23,814	546,714
Enology, Food Science & Nutrition	9.50	7.00	2.50		518,318	16,000	534,318
Industrial Technology	14.00	10.00	4.00		787,608	11,347	798,955
Plant Science	9.00	7.00	2.00		562,524	17,297	579,821
School of Agricultural Sciences & Technology	69.00	48.50	17.50	3.00	\$3,898,390	\$168,402	\$4,066,792
School of Arts & Humanities							
Office of the Dean	5.75		4.00	1.75	\$387,270	\$62,570	\$449,840
Armenian Studies Program	1.00	1.00			69,730	2,252	71,982
Art & Design	21.50	17.50	4.00		1,222,007	47,493	1,269,500
English	32.00	29.00	3.00		1,929,580	29,500	1,959,080
Foreign Languages & Literatures	16.50	14.50	2.00		977,078	20,500	997,578
Linguistics	13.25	11.25	2.00		875,963	18,386	894,349
Mass Communication & Journalism	15.00	13.00	2.00		911,613	36,443	948,056
Music	21.50	18.00	3.50		1,282,381	48,886	1,331,267
Philosophy	10.50	9.50	1.00		554,984	6,893	561,877
Speech Communications	15.50	14.50	1.00		1,005,657	23,000	1,028,657
Theatre Arts	19.00	12.50	6.50		985,297	22,500	1,007,797
London Semester						25,000	25,000
School of Arts and Humanities	171.50	140.75	29.00	1.75	\$10,201,560	\$343,423	\$10,544,983

1996/97 CALIFORNIA STATE UNIVERSITY, FRESNO
GENERAL FUND - ACADEMIC AFFAIRS
POSITION/SALARY/OPERATING EXPENSE ALLOCATION SUMMARY

SCHOOL/DEPARTMENT	TOTAL POSITIONS	Faculty	Staff	Management	Salaries	Operating Expenses & Equipment	TOTAL ALLOCATION
Craig School of Business							
Office of the Dean	16.00		12.00	4.00	\$709,794	\$313,216	\$1,023,010
Accountancy	12.00	11.00	1.00		801,420	8,595	810,015
Finance & Business Law	16.00	15.00	1.00		1,061,580	10,638	1,072,218
Information Science & Decision Systems	20.50	19.50	1.00		1,333,188	13,593	1,346,781
Management	17.00	16.00	1.00		1,142,348	12,910	1,155,258
Marketing and Logistics	10.00	9.00	1.00		631,840	5,035	636,875
Aerospace Studies	0.80		0.80		22,440	4,000	26,440
Military Science	0.50		0.50		14,028	4,000	18,028
Graduate Program					2,738	3,000	5,738
Craig School of Business	92.80	70.50	18.30	4.00	\$5,719,376	\$374,987	\$6,094,363
School of Education & Human Development							
Office of the Dean	17.00		14.00	3.00	\$801,843	\$342,142	\$1,143,985
Counseling and Special Education	12.00	11.00	1.00		893,845	27,148	920,993
Current Teaching & Educational Technology	18.00	17.00	1.00		1,343,635	23,039	1,366,674
Ed. Research, Admin. & Foundations	12.00	11.00	1.00		739,714	22,575	762,289
Literacy & Early Education	11.00	10.00	1.00		764,225	17,578	781,803
Education & Human Development						<u>22,050</u>	<u>22,050</u>
School of Education & Human Development	70.00	49.00	18.00	3.00	\$4,543,262	\$454,532	\$4,997,794
School of Engineering & Computer Science							
Office of the Dean	6.25		4.50	1.75	\$334,148	\$65,350	\$399,498
Civil & Survey Engineering & Construction	14.50	13.50	1.00		1,033,990	16,032	1,050,022
Computer Science	9.00	7.00	2.00		574,928	11,600	586,528
Electrical & Computer Engineering	10.50	8.50	2.00		607,740	20,095	627,835
Mechanical/Industrial Engineering	12.00	10.00	2.00		836,987	30,800	867,787
School of Engineering & Computer Science	52.25	39.00	11.50	1.75	\$3,387,793	\$143,877	\$3,531,670

1996/97 CALIFORNIA STATE UNIVERSITY, FRESNO
GENERAL FUND - ACADEMIC AFFAIRS
POSITION/SALARY/OPERATING EXPENSE ALLOCATION SUMMARY

SCHOOL/DEPARTMENT	TOTAL POSITIONS	Faculty	Staff	Management	Salaries	Operating Expenses & Equipment	TOTAL ALLOCATION
School of Health & Human Services							
Office of the Dean	4.50		3.00	1.50	\$254,765	\$342,527	\$597,292
Communicative Sciences & Disorders	11.50	8.50	3.00		691,991	14,100	706,091
Gerontology	1.25	1.00	0.25		70,548	4,320	74,868
Health Sciences	11.00	10.00	1.00		814,216	17,275	831,491
Nursing	18.00	14.50	3.50		1,078,209	32,050	1,110,259
Physical Education & Human Performance	15.17	11.67	3.50		1,030,366	48,450	1,078,816
Physical Therapy	12.00	10.00	2.00		646,630	27,700	674,330
Social Work Education	17.00	15.00	2.00		1,067,046	14,700	1,081,746
Recreation Administration & Leisure Studies	2.75	2.00	0.75		229,296	9,080	238,376
School of Health & Human Services	93.17	72.67	19.00	1.50	\$5,883,067	\$510,202	\$6,393,269
School of Natural Science							
Office of the Dean	7.50		4.50	3.00	\$493,380	\$107,838	\$601,218
Biology	24.50	17.50	7.00		1,672,139	104,499	1,776,638
Chemistry	23.00	17.00	6.00		1,515,847	95,280	1,611,127
Geology	9.00	7.00	2.00		560,451	23,088	583,539
Mathematics	21.00	18.00	3.00		1,279,336	39,784	1,319,120
Physics	11.50	8.50	3.00		696,496	29,333	725,829
Psychology	23.00	19.00	4.00		1,474,033	57,013	1,531,046
School of Natural Science	119.50	87.00	29.50	3.00	\$7,691,682	\$456,835	\$8,148,517
School of Social Science							
Office of the Dean	4.00		2.50	1.50	\$325,930	\$146,041	\$471,971
Anthropology	8.00	7.00	1.00		496,925	5,762	502,687
Chicano-Latino Studies	6.00	5.00	1.00		403,173	4,712	407,885
Criminology	11.50	10.00	1.50		855,764	11,634	867,398
Economics	8.00	7.00	1.00		446,682	5,122	451,804
Ethnic Studies	3.50	3.00	0.50		295,468	5,295	300,763

1996/97 CALIFORNIA STATE UNIVERSITY, FRESNO
GENERAL FUND - ACADEMIC AFFAIRS
POSITION/SALARY/OPERATING EXPENSE ALLOCATION SUMMARY

SCHOOL/DEPARTMENT	TOTAL POSITIONS	Faculty	Staff	Management	Salaries	Operating Expenses & Equipment	TOTAL ALLOCATION
Geography	11.00	9.00	2.00		\$676,127	\$8,314	\$684,441
History	15.00	13.50	1.50		981,683	12,325	994,008
Political Science	11.00	9.50	1.50		696,028	13,600	709,628
Sociology	9.50	8.50	1.00		610,294	8,355	618,649
Women's Studies	4.50	4.00	0.50		293,218	5,404	298,622
Peace & Conflict Studies						220	220
School of Social Science	92.00	76.50	14.00	1.50	\$6,081,292	\$226,784	\$6,308,076
Graduate Studies	9.00	1.00	7.00	1.00	\$399,036	\$24,741	\$423,777
Provost							
Academic Curriculum	2.00		1.00	1.00	\$133,344	\$12,000	\$145,344
Academic Personnel	3.50		1.50	2.00	233,581	26,000	259,581
Academic Planning & Student Services	3.00		1.00	2.00	124,253	12,000	136,253
Academic Resources/Scheduling	5.00		4.00	1.00	301,890	12,000	313,890
Academic Senate	1.00		1.00		82,286	12,524	94,810
Academic Services						220,000	220,000
Accreditation						65,000	65,000
Applied Ethics	1.00	1.00			63,540		63,540
Alliance for Minority Partnerships						51,151	51,151
Catalog Office	1.00		1.00		48,912	30,000	78,912
CETL						50,948	50,948
Community Service					41,676		41,676
COS Center	2.00	1.00	1.00		76,815	32,970	109,785
Faculty Recruitment						75,000	75,000
Grants & Research	4.00		2.00	2.00	161,271	25,077	186,348
International Programs	1.00		1.00		10,140	3,500	13,640
Institutional Research	2.00		2.00		75,190	6,000	81,190
IRA: Theatre Arts						19,704	19,704

**1996/97 CALIFORNIA STATE UNIVERSITY, FRESNO
GENERAL FUND - ACADEMIC AFFAIRS
POSITION/SALARY/OPERATING EXPENSE ALLOCATION SUMMARY**

SCHOOL/DEPARTMENT	TOTAL POSITIONS	Faculty	Staff	Management	Salaries	Operating Expenses & Equipment	TOTAL ALLOCATION
IRA: KFSR						\$19,703	\$19,703
Marching Band					\$26,522	50,000	76,522
Provost	4.00		3.00	1.00	236,232	73,000	309,232
Trustee Professor	1.00			1.00	86,676	2,700	89,376
University Lecture Series	1.00		1.00		28,020		28,020
University Art Galleries						5,932	5,932
Provost	31.50	2.00	19.50	10.00	\$1,730,348	\$805,209	\$2,535,557
Subtotal Instruction	800.72	586.92	183.30	30.50	\$49,535,806	\$3,508,992	\$53,044,798
Academic Support							
Academic Innovation Center (AIC)	20.00		17.00	3.00	\$877,626	\$292,856	\$1,170,482
California Agricultural Technology Inst. (CATI)	11.00	3.00	8.00		467,916	544,771	1,012,687
College Farm	21.00		19.00	2.00	854,237	524,840	1,379,077
Library Services	68.25	21.00	45.25	2.00	3,061,183	1,391,134	4,452,317
Joint Doctoral Program	2.00		2.00		155,008	40,000	195,008
Intensive Learning Experience (ILE)	1.50		1.50		194,448		194,448
ISWS					163,492		163,492
Computing, Communications, & Media Svcs.	35.00		30.00	5.00	1,848,827	432,847	2,281,674
Instructional Computers						280,000	280,000
SIMS						75,000	75,000
SIMS-R						500,000	500,000
Subtotal - Academic Support	158.75	24.00	122.75	12.00	\$7,622,737	\$4,081,448	\$11,704,185
Academic Resources - Unallocated						\$2,175,497	\$2,175,497
Net Transfers to Student Services						\$442,364	\$442,364
Total - Instruction/Academic Support	959.47	610.92	306.05	42.50	\$57,158,543	\$10,208,301	\$67,366,844

**1996/97 CALIFORNIA STATE UNIVERSITY, FRESNO
GENERAL FUND - ACADEMIC AFFAIRS
POSITION/SALARY/OPERATING EXPENSE ALLOCATION SUMMARY**

SCHOOL/DEPARTMENT	TOTAL POSITIONS	Faculty	Staff	Management	Salaries	Operating Expenses & Equipment	TOTAL ALLOCATION
Student Services							
Enrollment Services							
Associate V.P. Office	2.00		1.00	1.00	\$115,368	\$13,865	\$129,233
Admissions/Records/Evaluations	54.00		52.00	2.00	1,897,572	115,908	2,013,480
Financial Aid	24.25		23.25	1.00	1,057,308	29,325	1,086,633
Enrollment Services Information Sys.						5,000	5,000
Student Affirmative Action	5.00		5.00		188,184	85,515	273,699
Testing	3.50		3.50		137,136	5,000	142,136
Transfer Centers						31,087	31,087
University Outreach Services	6.00		5.00	1.00	318,660	26,000	344,660
Enrollment Services	94.75		89.75	5.00	\$3,714,228	\$311,700	\$4,025,928
Student Affairs							
Dean's Office	5.00		3.00	2.00	\$313,266	\$177,015	\$490,281
Advising	4.00		3.00	1.00	197,544	7,000	204,544
Career Development	11.00		9.00	2.00	464,964	33,003	497,967
Disabled Students	5.00		4.00	1.00	202,480	80,000	282,480
Educational Opportunity Prog. (EOP)	12.75		11.75	1.00	565,394	95,133	660,527
International Students	4.00		3.00	1.00	194,869	25,000	219,869
Learning Resource Center	3.00		2.00	1.00	113,700	39,435	153,135
Orientation	1.00		1.00		23,424		23,424
Re-entry	4.00		4.00		178,309	23,750	202,059
Student Health & Counseling	9.80		6.80	3.00	606,066	2,365	608,431
Student Life	7.00		6.00	1.00	338,892	33,250	372,142
Summer Bridge	0.00					298,248	298,248
University Migrant Services	2.00		2.00		114,588	16,000	130,588
Women's Resource Center	1.50		1.50		83,316	2,850	86,166
Student Affairs	70.05		57.05	13.00	\$3,396,812	\$833,049	\$4,229,861
Transfer to Academic Affairs						-\$442,364	-\$442,364
Total - Student Services	164.80		146.80	18.00	\$7,111,040	\$702,385	\$7,813,425

**1996/97 CALIFORNIA STATE UNIVERSITY, FRESNO
GENERAL FUND - ACADEMIC AFFAIRS
POSITION/SALARY/OPERATING EXPENSE ALLOCATION SUMMARY**

SCHOOL/DEPARTMENT	TOTAL POSITIONS	Faculty	Staff	Management	Salaries	Operating Expenses & Equipment	TOTAL ALLOCATION
Communication							
Communication	4.00		4.00		\$324,009	\$1,032,598	\$1,356,607
Total - Communication	4.00		4.00		\$324,009	\$1,032,598	\$1,356,607
TOTAL ACADEMIC AFFAIRS	1,128.27	610.92	456.85	60.50	\$64,593,592	\$11,943,284	\$76,536,876

**1996/97 CALIFORNIA STATE UNIVERSITY, FRESNO
GENERAL FUND
PROJECTED SALARY UTILIZATION**

NAME	CLASS	TIMEBASE	ANNUALIZED SALARY RATE
ACADEMIC AFFAIRS			
INSTRUCTION/ACADEMIC SUPPORT			
SCHOOL OF AGRICULTURAL SCIENCES AND TECHNOLOGY			
OFFICE OF THE DEAN			
MANAGEMENT			
Bartell, D.	Administrator IV	1.00	107,880
Freitas, A.	Administrator I	1.00	38,016
Total Management		2.00	145,896
STAFF			
Bacon, D.	Instructional Support Technician III	1.00	45,012
Goodman, L.	Clerical Assistant IV	1.00	31,968
Miyasaki, M.	Clerical Assistant II	1.00	23,040
Paschal, K.	Administrative Operations Analyst I	1.00	30,804
Simis, C.	Administrative Operations Analyst III	1.00	57,240
Watson, P.	Student Services Professional I - 12 mo.	0.50	12,792
Total Staff		5.50	200,856
	1996/97 Salary Adjustments (Est.) Not Yet Allocated		-42,324
TOTAL OFFICE OF THE DEAN		7.50	304,428
DEPARTMENT OF AGRICULTURAL ECONOMICS			
MANAGEMENT			
Nef, D.	Administrator III	1.00	79,800
Total Management		1.00	79,800
FACULTY			
Batista, J.	Instructional Faculty - AY	1.00	59,172
Cothorn, J.	Instructional Faculty - AY	1.00	65,004
Hagen, J.	Instructional Faculty - AY (FERP - AY 1996/97)	0.50	32,502
Mason, H.	Instructional Faculty - AY	1.00	65,004
Minami, D.	Instructional Faculty - AY	1.00	60,372
Pherson, C.	Instructional Faculty - AY (Sabbatical - Fall 1996)	1.00	65,004
Shields, J.	Instructional Faculty - AY	1.00	65,004

**1996/97 CALIFORNIA STATE UNIVERSITY, FRESNO
GENERAL FUND
PROJECTED SALARY UTILIZATION**

NAME	CLASS	TIMEBASE	ANNUALIZED SALARY RATE
Smith, D.	Instructional Faculty - AY	0.50	32,502
Smith, D.	Department Chair - AY	0.50	32,502
Williams, D.	Instructional Faculty - AY	<u>1.00</u>	<u>65,004</u>
Total Faculty		8.50	542,070
STAFF			
Simmons, G.	Departmental Secretary II, Stenography	<u>1.00</u>	<u>31,596</u>
Total Staff		1.00	31,596
	1996/97 Salary Adjustments (Est.) Not Yet Allocated		-7,884
TOTAL DEPARTMENT OF AGRICULTURAL ECONOMICS		10.50	645,582
DEPARTMENT OF ANIMAL SCIENCE AND AGRICULTURAL EDUCATION			
FACULTY			
Jacobs, J.	Instructional Faculty - 12 mo.	1.00	74,940
Parham, A.	Instructional Faculty - AY	0.80	46,253
Parham, A.	Department Chair - AY	0.20	11,563
Perry, R.	Instructional Faculty - 12 mo.	1.00	63,528
Robison, J.	Instructional Faculty - 12 mo.	1.00	60,612
Rodiek, A.	Instructional Faculty - 12 mo.	1.00	74,942
Rogers, R.	Instructional Faculty - 12 mo.	1.00	74,942
Thomas, M.	Instructional Faculty - 12 mo.	1.00	72,932
Williamson, S.	Instructional Faculty - 12 mo.	<u>1.00</u>	<u>74,940</u>
Total Faculty		8.00	554,652
STAFF			
Fisher, V.	Departmental Secretary II	<u>1.00</u>	<u>31,596</u>
Total Staff		1.00	31,596
	1996/97 Salary Adjustments (Est.) Not Yet Allocated		-29,218
TOTAL DEPARTMENT OF ANIMAL SCIENCE AND AGRICULTURAL EDUCATION		9.00	557,030

**1996/97 CALIFORNIA STATE UNIVERSITY, FRESNO
GENERAL FUND
PROJECTED SALARY UTILIZATION**

NAME	CLASS	TIMEBASE	ANNUALIZED SALARY RATE
DEPARTMENT OF CHILD, FAMILY & CONSUMER SCIENCES			
FACULTY			
Berrett, R.	Instructional Faculty - AY	1.00	65,004
Dickerson, D.	Instructional Faculty - AY	1.00	55,164
Dilbeck, N.	Instructional Faculty - AY	0.75	45,459
Dilbeck, N.	Department Chair - AY	0.25	15,153
Fasse, W.	Instructional Faculty - AY (Sabbatical - Fall 1996)	1.00	51,396
Jackson, B.	Instructional Faculty - AY	1.00	68,196
Kilner, M.	Instructional Faculty - AY	1.00	65,004
Krebs, W.	Instructional Faculty - AY	1.00	65,004
Kunimitsu, V.	Instructional Faculty - AY	<u>1.00</u>	<u>65,004</u>
Total Faculty		8.00	495,384
STAFF			
Griffin, S.	Departmental Secretary II, Stenography	1.00	31,596
Wilson, N.	Instructional Support Assistant II	<u>0.50</u>	<u>12,384</u>
Total Staff		1.50	43,980
	1996/97 Salary Adjustments (Est.) Not Yet Allocated		-16,464
TOTAL DEPARTMENT OF CHILD, FAMILY & CONSUMER SCIENCES		9.50	522,900
DEPARTMENT OF ENOLOGY, FOOD SCIENCE AND NUTRITION			
FACULTY			
Caid, N.	Department Chair - 12 mo.	1.00	74,940
Dunford, M.	Instructional Faculty - AY	1.00	47,928
Ferris, D.	Instructional Faculty - AY	1.00	43,668
Kim, J.	Instructional Faculty - AY	1.00	65,004
Kissick, E.	Instructional Faculty - AY	1.00	65,004
Muller, C.	Vocational Instructor - 12 mo.	1.00	74,940
Witte, S.	Instructional Faculty - AY	<u>1.00</u>	<u>41,688</u>
	Part-time Faculty (Est.)		14,282
Total Faculty		7.00	427,454

**1996/97 CALIFORNIA STATE UNIVERSITY, FRESNO
GENERAL FUND
PROJECTED SALARY UTILIZATION**

NAME	CLASS	TIMEBASE	ANNUALIZED SALARY RATE
STAFF			
Fahrney, B.	Departmental Secretary II, Stenography	1.00	31,596
Fugelsang, K.	Instructional Support Technician III	1.00	48,612
Tom, H.	Instructional Support Assistant II	<u>0.50</u>	<u>10,656</u>
Total Staff		2.50	90,864
TOTAL DEPARTMENT OF ENOLOGY, FOOD SCIENCE AND NUTRITION			
		9.50	518,318
DEPARTMENT OF INDUSTRIAL TECHNOLOGY			
FACULTY			
Adrian, M.	Instructional Faculty - AY	1.00	65,004
Au, T.	Instructional Faculty - AY	1.00	65,004
Cullen, C.	Instructional Faculty - AY	1.00	65,004
Gaiser, E.	Instructional Faculty - AY	1.00	51,396
Grannis, G.	Instructional Faculty - AY	1.00	65,004
Gullickson, N.	Instructional Faculty - AY	1.00	65,004
Moshier, K.	Instructional Faculty - AY	0.50	32,502
Moshier, K.	Department Chair - AY	0.50	32,502
Paglierani, G.	Instructional Faculty - AY	1.00	65,004
Winegar, G.	Instructional Faculty - AY	1.00	65,004
Yen, M	Instructional Faculty - AY (Sabbatical - Fall 1996)	<u>1.00</u>	<u>66,600</u>
Total Faculty		10.00	638,028
STAFF			
Geiger, B.	Equipment Technician II, Electro-Mechanical	1.00	41,004
Hiller, T.	Instructional Support Technician III	1.00	45,012
Johnson, K.	Departmental Secretary III	1.00	33,720
Miyasaki, D.	Instructional Computing Consultant II	<u>1.00</u>	<u>47,388</u>
Total Staff		4.00	167,124
	1996/97 Salary Adjustments (Est.) Not Yet Allocated		-17,544
TOTAL DEPARTMENT OF INDUSTRIAL TECHNOLOGY		14.00	787,608

**1996/97 CALIFORNIA STATE UNIVERSITY, FRESNO
GENERAL FUND
PROJECTED SALARY UTILIZATION**

NAME	CLASS	TIMEBASE	ANNUALIZED SALARY RATE
DEPARTMENT OF PLANT SCIENCE			
FACULTY			
Badr, S.	Department Chair - 12 mo.	1.00	74,940
Bowerman, E.	Instructional Faculty - AY	1.00	65,004
Hile, M.	Instructional Faculty - 12 mo.	1.00	74,940
Koch, G.	Instructional Faculty - AY	1.00	65,004
Krauter, C.	Instructional Faculty - AY	1.00	65,004
Mayse, M.	Instructional Faculty - 12 mo.	1.00	80,400
Olney, A.	Instructional Faculty - 12 mo.	<u>1.00</u>	<u>74,940</u>
Total Faculty		7.00	500,232
STAFF			
Devine, C.	Departmental Secretary III, Stenography	1.00	34,752
Lee, C.	Crop Technician II	<u>1.00</u>	<u>39,660</u>
Total Staff		2.00	74,412
	1996/97 Salary Adjustments (Est.) Not Yet Allocated		-12,120
TOTAL DEPARTMENT OF PLANT SCIENCE		9.00	562,524
TOTAL SCHOOL OF AGRICULTURAL SCIENCES AND TECHNOLOGY		69.00	3,898,390
SCHOOL OF ARTS & HUMANITIES			
OFFICE OF THE DEAN			
MANAGEMENT			
Costa, L.	Administrator IV	1.00	109,224
Samiiian, V.	Administrator III	<u>0.75</u>	<u>67,995</u>
Total Management		1.75	177,219
STAFF			
Freeman, G.	Senior Secretary	1.00	31,668
Gaines, D.	Instructional Computing Consultant II	1.00	47,388
Hulst, J.	Administrative Operations Analyst I	1.00	34,452

**1996/97 CALIFORNIA STATE UNIVERSITY, FRESNO
GENERAL FUND
PROJECTED SALARY UTILIZATION**

NAME	CLASS	TIMEBASE	ANNUALIZED SALARY RATE
Millar, C.	Administrative Operations Analyst III	1.00	53,664
	Temporary Help (Est.)		42,879
<i>Total Staff</i>		4.00	210,051
TOTAL OFFICE OF THE DEAN		5.75	387,270
ARMENIAN STUDIES PROGRAM			
FACULTY			
Kouymjian, D.	Instructional Faculty - AY	1.00	65,004
	Part-time Faculty (Est.)		4,726
<i>Total Faculty</i>		1.00	69,730
TOTAL ARMENIAN STUDIES PROGRAM		1.00	69,730
DEPARTMENT OF ART AND DESIGN			
FACULTY			
Anderson, L.	Instructional Faculty - AY	1.00	65,004
Bernstein, B.	Instructional Faculty - AY	1.00	39,816
Blanton, R.	Instructional Faculty - AY (FERP - FALL 1996)	0.50	32,502
Brian, N.	Instructional Faculty - AY	1.00	65,004
Delaney, R.	Instructional Faculty - AY	1.00	65,004
Fleming, P.	Instructional Faculty - AY	1.00	59,172
Gaines, C.	Instructional Faculty - AY (LWOP .50 - 1996/97)	0.50	32,502
Gillum, E.	Instructional Faculty - AY	1.00	42,636
Hennings-Smith, P.	Instructional Faculty - AY	0.50	32,502
Hennings-Smith, P.	Department Chair - AY	0.50	32,502
Maughelli, M.	Instructional Faculty - AY	1.00	65,004
McDougall, T.	Instructional Faculty - AY	1.00	65,004
McQuone, R.	Instructional Faculty - AY	1.00	43,668
Minschew Jr., W.	Instructional Faculty - AY	1.00	65,004
Nadaner, D.	Instructional Faculty - AY	1.00	65,004
Reichert, R.	Instructional Faculty - AY	1.00	65,004

**1996/97 CALIFORNIA STATE UNIVERSITY, FRESNO
GENERAL FUND
PROJECTED SALARY UTILIZATION**

NAME	CLASS	TIMEBASE	ANNUALIZED SALARY RATE
Shields, C.	Instructional Faculty - AY	1.00	38,130
Smalley, R.	Instructional Faculty - AY	1.00	65,004
Smith, L.	Instructional Faculty - AY (FERP - Fall 1996)	0.50	32,502
Strumwasser, G.	Instructional Faculty - AY	<u>1.00</u>	<u>65,004</u>
	Part-time Faculty (Est.)		48,761
Total Faculty		17.50	1,084,733
STAFF			
Barnes, R.	Instructional Support Technician III	1.00	45,012
Dupras, C.	Secretary	1.00	29,652
Hartman, C.	Instructional Support Assistant II	0.50	11,592
Phillips, J.	Departmental Secretary III, Stenography	1.00	35,448
Smith, J.	Instructional Support Technician I	<u>0.50</u>	<u>15,570</u>
Total Staff		4.00	137,274
TOTAL DEPARTMENT OF ART AND DESIGN		21.50	1,222,007

DEPARTMENT OF ENGLISH

FACULTY

Alexander, L.	Instructional Faculty - AY	1.00	60,612
Bernthal, C.	Instructional Faculty - AY	1.00	57,816
Chua, C.	Instructional Faculty - AY	1.00	65,004
Cowling, W.	Department Chair - AY	0.80	52,003
Cowling, W.	Instructional Faculty - AY	0.20	13,001
Faderman, L.	Instructional Faculty - AY	1.00	71,472
Gilewicz, M.	Instructional Faculty - AY	1.00	52,644
Hales, C.	Instructional Faculty - AY	1.00	57,816
Hales, J.	Instructional Faculty - AY (Sabbatical - Spring 1997)	1.00	55,164
Hansen, R.	Instructional Faculty - AY	1.00	45,756
Hanzlicek, C.	Instructional Faculty - AY	1.00	65,004
Hart, F.	Instructional Faculty - AY	1.00	65,004
Hendrix, L.	Instructional Faculty - AY (Sabbatical - Spring 1997)	1.00	52,644

**1996/97 CALIFORNIA STATE UNIVERSITY, FRESNO
GENERAL FUND
PROJECTED SALARY UTILIZATION**

NAME	CLASS	TIMEBASE	ANNUALIZED SALARY RATE
Henson, C.	Instructional Faculty - AY	1.00	60,612
Jenkins, R.	Instructional Faculty - AY	1.00	55,164
Johnson, J.	Instructional Faculty - AY	1.00	59,172
McKnight, H.	Instructional Faculty - AY	1.00	65,004
Paul, M.	Instructional Faculty - AY	1.00	65,004
Pickering, J.	Instructional Faculty - AY	1.00	65,004
Rosenthal, J.	Instructional Faculty - AY	1.00	65,004
Sanchez Jr., R.	Instructional Faculty - AY	1.00	51,396
Simmons, A.	Instructional Faculty - AY	1.00	65,004
Stevens, S.	Instructional Faculty - AY	1.00	38,892
Tate, M.	Instructional Faculty - AY	1.00	65,004
Wall, C.	Instructional Faculty - AY (Sabbatical - Fall 1996)	1.00	50,232
Walton, J.	Instructional Faculty - AY	1.00	65,004
Weston, L.	Instructional Faculty - AY	1.00	52,644
Wieland, L.	Instructional Faculty - AY	1.00	47,928
Yarbrough, J.	Instructional Faculty - AY	1.00	57,816
Zumwalt, E.	Instructional Faculty - AY	<u>1.00</u>	<u>65,004</u>
	Part-time Faculty (Est.)		134,764
Total Faculty		29.00	1,842,592
STAFF			
Carbone, D.	Clerical Assistant III	1.00	28,716
Merritt, D.	Departmental Secretary III, Stenography	1.00	36,144
Wiley-Bailey, K.	Clerical Assistant II	<u>1.00</u>	<u>22,128</u>
Total Staff		3.00	86,988
TOTAL DEPARTMENT OF ENGLISH		32.00	1,929,580
DEPARTMENT OF FOREIGN LANGUAGES AND LITERATURES			
FACULTY			
Amaral, J.	Instructional Faculty - AY	1.00	63,528
Barta, J.	Instructional Faculty - AY	0.50	32,502
Engle, D.	Instructional Faculty - AY	1.00	50,232

**1996/97 CALIFORNIA STATE UNIVERSITY, FRESNO
GENERAL FUND
PROJECTED SALARY UTILIZATION**

NAME	CLASS	TIMEBASE	ANNUALIZED SALARY RATE
Freeman, G.	Instructional Faculty - AY	1.00	65,004
Gendron, M.	Instructional Faculty - AY	1.00	65,004
Gill, J.	Instructional Faculty - AY	1.00	69,828
Hanson, V.	Instructional Faculty - AY	1.00	69,828
Kuhn, R.	Instructional Faculty - AY (Sabbatical 1996/97)	1.00	50,232
Lopezurrutia, M.	Instructional Faculty - AY	1.00	65,004
Martinez-Gutierrez, M.	Instructional Faculty - AY	1.00	38,892
Santesteban, I.	Instructional Faculty - AY	1.00	65,004
Sauer, K.	Instructional Faculty - AY	1.00	65,004
Slaniceanu, A.	Instructional Faculty - AY	1.00	65,004
Thornton, B.	Instructional Faculty - AY	0.50	28,908
Thornton, B.	Department Chair - AY	0.50	28,908
Zaragoza, C.	Instructional Faculty - AY	<u>1.00</u>	<u>60,612</u>
	Part-time Faculty (Est.)		30,644
Total Faculty		14.50	914,138
STAFF			
Hazeltine, D.	Departmental Secretary III, Stenography	1.00	36,840
Temby, E.	Clerical Assistant II	<u>1.00</u>	<u>26,100</u>
Total Staff		2.00	62,940
TOTAL DEPARTMENT OF FOREIGN LANGUAGES AND LITERATURES		16.50	977,078
DEPARTMENT OF LINGUISTICS			
FACULTY			
Balra, A.	Instructional Faculty - AY	1.00	60,612
Birch, B.	Instructional Faculty - AY	1.00	47,928
Golston, C.	Instructional Faculty - AY	1.00	39,816
Lipp, E.	Instructional Faculty - AY	1.00	55,164
McMenamin, G.	Instructional Faculty - AY (Sabbatical - Spring 1997)	1.00	65,004
Mistry, P.	Instructional Faculty - AY	1.00	<u>65,004</u>
Okamoto, S..	Instructional Faculty - AY	1.00	52,644
Raney, G.	Instructional Faculty - AY	0.50	32,502

**1996/97 CALIFORNIA STATE UNIVERSITY, FRESNO
GENERAL FUND
PROJECTED SALARY UTILIZATION**

NAME	CLASS	TIMEBASE	ANNUALIZED SALARY RATE
Raney, G.	Department Chair - AY	0.50	32,502
Samiian, V.	Instructional Faculty - AY	0.25	14,454
Thurgood, G.	Instructional Faculty - AY	1.00	63,528
Weitzman, R.	Instructional Faculty - AY	1.00	65,004
Zeldis, J.	Instructional Faculty - AY	<u>1.00</u>	<u>65,004</u>
	Part-time Faculty (Est.)		167,669
Total Faculty		11.25	826,835
STAFF			
Aparicio, R.	Clerical Assistant II	1.00	20,856
Kiseloff, D.	Departmental Secretary II	<u>1.00</u>	<u>28,272</u>
Total Staff		2.00	49,128
TOTAL DEPARTMENT OF LINGUISTICS		13.25	875,963
DEPARTMENT OF MASS COMMUNICATION & JOURNALISM			
FACULTY			
Adams, R.	Instructional Faculty - AY	1.00	65,004
Adams, P.	Instructional Faculty - AY	1.00	65,004
Asahina, R.	Instructional Faculty - AY	1.00	66,600
Atwood, R.	Instructional Faculty - AY	1.00	65,004
Flynn, G.	Instructional Faculty - AY	1.00	51,396
Jackson, M.	Instructional Faculty - AY	1.00	46,812
Lane, P.	Instructional Faculty - AY	1.00	65,004
Lewis, D.	Instructional Faculty - AY	1.00	66,600
Monson, W.	Instructional Faculty - AY	1.00	65,004
Rehart Jr., B.	Instructional Faculty - AY	1.00	65,004
Tucker, J.	Instructional Faculty - AY	1.00	65,004
Wilson, J.	Instructional Faculty - AY	1.00	60,612
Zeletzny, J.	Department Chair - AY	0.50	28,908
Zeletzny, J.	Instructional Faculty - AY	<u>0.50</u>	<u>28,908</u>

**1996/97 CALIFORNIA STATE UNIVERSITY, FRESNO
GENERAL FUND
PROJECTED SALARY UTILIZATION**

NAME	CLASS	TIMEBASE	ANNUALIZED SALARY RATE
	Part-time Faculty (Est.)		46,473
Total Faculty		13.00	851,337
STAFF			
Panico, S.	Departmental Secretary II, Stenography	1.00	32,220
Tavarez, N.	Clerical Assistant III	<u>1.00</u>	<u>28,056</u>
Total Staff		2.00	60,276
TOTAL DEPARTMENT OF MASS COMMUNICATION AND JOURNALISM		15.00	911,613
DEPARTMENT OF MUSIC			
FACULTY			
Beaman, M.	Instructional Faculty - AY	1.00	55,164
Bumpass, K.	Instructional Faculty - AY	1.00	57,816
Clendenin Jr., W.	Instructional Faculty - AY	1.00	65,004
Degraffenreid, G.	Instructional Faculty - AY	1.00	45,756
Diaz, J.	Instructional Faculty - AY	1.00	57,816
Fortner, J.	Department Chair - AY	0.80	52,003
Fortner, J.	Instructional Faculty - AY	0.20	13,001
Gilbert, S.	Instructional Faculty - AY	1.00	65,004
Gilroy, G.	Instructional Faculty - 12 mo.	1.00	66,600
Hiebert, T.	Instructional Faculty - AY	1.00	52,644
Ishigaki, M.	Instructional Faculty - AY (Sabbatical - Spring 1997)	1.00	52,644
Joseph Weil, H.	Instructional Faculty - AY	1.00	65,004
March, W.	Instructional Faculty - AY	1.00	42,636
Margetts, D.	Instructional Faculty - AY	1.00	65,004
Pena, M.	Instructional Faculty - AY	1.00	54,170
Serrano, J.	Instructional Faculty - AY	1.00	65,004
Sutherland, L.	Instructional Faculty - AY	1.00	65,004
Unruh, G.	Instructional Faculty - AY	1.00	65,004
Werz, A.	Instructional Faculty - AY	<u>1.00</u>	<u>52,644</u>

**1996/97 CALIFORNIA STATE UNIVERSITY, FRESNO
GENERAL FUND
PROJECTED SALARY UTILIZATION**

NAME	CLASS	TIMEBASE	ANNUALIZED SALARY RATE
Part-time Faculty (Est.)			106,578
Total Faculty		18.00	1,164,500
STAFF			
Davis, S.	Department Secretary II	1.00	31,800
Hiebert, L.	Accompanist II	0.50	14,729
Quitoriano, R.	Instructional Support Technician II	1.00	42,636
Sanchez, C.	Clerical Assistant III	<u>1.00</u>	<u>28,716</u>
Total Staff		3.50	117,881
TOTAL DEPARTMENT OF MUSIC		21.50	1,282,381
DEPARTMENT OF PHILOSOPHY			
FACULTY			
Amaral, P.	Instructional Faculty - AY	1.00	53,880
Bell, K.	Instructional Faculty - AY	0.50	27,582
Bell, K.	Department Chair - AY	0.50	27,582
Berliner, A.	Instructional Faculty - AY (LWOP - Fall 1996)	1.00	60,612
Blakeley, D.	Instructional Faculty - AY	1.00	60,612
Foster, H.	Instructional Faculty - AY	1.00	65,004
Kessler, W.	Instructional Faculty - AY	1.00	65,004
Pitt, J.	Instructional Faculty - AY (FERP Spring 1997)	0.50	32,502
Maldonado, R.	Instructional Faculty - AY (Sabbatical 1996/97)	1.00	50,232
Slinger, J.	Instructional Faculty - AY	1.00	65,004
Winant, T.	Instructional Faculty - AY	<u>1.00</u>	<u>56,448</u>
Total Faculty		9.50	564,462
STAFF			
Fearnside, J.	Departmental Secretary II	<u>1.00</u>	<u>31,596</u>
Total Staff		1.00	31,596
1996/97 Salary Adjustments (Est.) Not Yet Allocated			-41,074
TOTAL DEPARTMENT OF PHILOSOPHY		10.50	554,984

**1996/97 CALIFORNIA STATE UNIVERSITY, FRESNO
GENERAL FUND
PROJECTED SALARY UTILIZATION**

NAME	CLASS	TIMEBASE	ANNUALIZED SALARY RATE
DEPARTMENT OF SPEECH COMMUNICATIONS			
FACULTY			
Adams, K.	Instructional Faculty - AY	1.00	60,612
Bloom, M.	Instructional Faculty - AY	1.00	55,164
Bloom, V.	Instructional Faculty - AY	1.00	65,004
Bochin, H.	Instructional Faculty - AY	1.00	69,828
Cagle, J.	Instructional Faculty - AY	1.00	65,004
Carmichael, C.	Instructional Faculty - AY	1.00	65,004
Conlee, C.	Instructional Faculty - AY	1.00	60,612
Diestel, G.	Instructional Faculty - AY (FERP - Fall 1996)	0.50	32,502
Fraleigh, D.	Instructional Faculty - AY	1.00	52,644
Hennings, L.	Instructional Faculty - AY	1.00	65,004
Natharius, D.	Instructional Faculty - AY	1.00	65,004
Powell, R.	Instructional Faculty - AY	0.50	32,502
Powell, R.	Department Chair - AY	0.50	32,502
Quadro, D.	Instructional Faculty - AY	1.00	65,004
Sorensen, G.	Instructional Faculty - AY	1.00	60,612
Ullmann, W.	Instructional Faculty - AY	<u>1.00</u>	<u>65,004</u>
	Part-time Faculty (Est.)		62,055
Total Faculty		14.50	974,061
STAFF			
Nagel, K.	Departmental Secretary II, Stenography	<u>1.00</u>	<u>31,596</u>
Total Staff		1.00	31,596
TOTAL DEPARTMENT OF SPEECH COMMUNICATIONS		15.50	1,005,657
DEPARTMENT OF THEATRE ARTS			
FACULTY			
Bryon, J.	Instructional Faculty - AY (FERP - Spring 1997)	0.50	32,502
Carrion, D.	Instructional Faculty - AY	1.00	52,644
Drake, M.	Instructional Faculty - AY (Sabbatical - Spring 1997)	1.00	55,164

**1996/97 CALIFORNIA STATE UNIVERSITY, FRESNO
GENERAL FUND
PROJECTED SALARY UTILIZATION**

NAME	CLASS	TIMEBASE	ANNUALIZED SALARY RATE
Ellis, T.	Instructional Faculty - AY	1.00	43,668
Emanuel, E.	Instructional Faculty - AY	1.00	65,004
Griffin, R.	Instructional Faculty - AY	1.00	65,004
Hunter, J.	Instructional Faculty - AY	1.00	37,140
Johnson, R.	Instructional Faculty - AY	0.50	32,502
Johnson, R.	Department Chair - AY	0.50	32,502
McKinley, K.	Instructional Faculty - AY	1.00	59,172
Miller, T.	Instructional Faculty - AY	1.00	69,828
Morin, K.	Instructional Faculty - AY	1.00	50,232
Myers, B.	Instructional Faculty - AY	1.00	60,612
Ware, R.	Instructional Faculty - AY	<u>1.00</u>	<u>65,004</u>
	Part-time Faculty (Est.)		18,577
Total Faculty		12.50	739,555
STAFF			
Dyer, P.	Administrative Operations Analyst II	1.00	42,780
Hernandez, A.	Departmental Secretary III, Stenography	1.00	36,840
Jones, R.	Stage Technician II	1.00	41,004
Levin, A.	Instructional Support Technician III	1.00	37,512
Merriman, G.	Media Production Specialist III	1.00	47,148
Stellhorn, D.	Stage Technician I	1.00	28,596
Rotondaro, A.	Costume Technician I	<u>0.50</u>	<u>11,862</u>
Total Staff		6.50	245,742
TOTAL DEPARTMENT OF THEATRE ARTS		19.00	985,297
TOTAL SCHOOL OF ARTS & HUMANITIES		171.50	10,201,560
CRAIG SCHOOL OF BUSINESS			
OFFICE OF THE DEAN			
MANAGEMENT			
Black, K.	Administrator III	1.00	85,500

**1996/97 CALIFORNIA STATE UNIVERSITY, FRESNO
GENERAL FUND
PROJECTED SALARY UTILIZATION**

NAME	CLASS	TIMEBASE	ANNUALIZED SALARY RATE
Evans, F.	Administrator IV	1.00	108,720
Griesser, G.	Administrator II	1.00	63,636
Threlkeld, D.	Administrator II	<u>1.00</u>	<u>62,700</u>
Total Management		4.00	320,556
STAFF			
Blank, S.	Instructional Computing Consultant II	1.00	51,264
Dunham, K.	Extended Education Specialist I	1.00	36,696
Lacy, P.	Administrative Operations Analyst I	1.00	34,896
Lansidel, L.	Clerical Assistant IV	1.00	31,812
Lewis, L.	Power Keyboard Operator	0.75	19,800
Luna, Y.	Administrative Operations Analyst II	1.00	44,844
Martin, M.	Clerical Assistant IV	1.00	29,184
Martino, M.	Student Services Professional II - 12 Mo.	1.00	40,392
Morrow, P.	Clerical Assistant II	0.50	10,848
McHaney, M.	Administrative Operations Analyst II	1.00	37,992
Uchiyama, K.	Power Keyboard Operator	0.75	20,736
Washington, S.	Clerical Assistant III	1.00	28,716
Westbrook, D.	Equipment Technician II, Electronic	<u>1.00</u>	<u>34,080</u>
Total Staff		12.00	421,260
1996/97 Salary Adjustments (Est.) Not Yet Allocated			-32,022
TOTAL OFFICE OF THE DEAN		16.00	709,794

DEPARTMENT OF ACCOUNTANCY

FACULTY

Baker, D.	Instructional Faculty, Desig Disciplines-AY	0.20	14,045
Baker, D.	Department Chair, Desig Discipline-AY	0.80	56,179
Chen, R.	Instructional Faculty, Desig Disciplines-AY	1.00	70,224
Harper, R.	Instructional Faculty, Desig Disciplines-AY	1.00	70,224
Huff, P.	Instructional Faculty, Desig Disciplines-AY	1.00	63,912
Kalfayan, G.	Instructional Faculty, Desig Disciplines-AY	1.00	70,224
McFerrin, W.	Instructional Faculty, Desig Disciplines-AY	1.00	70,224

**1996/97 CALIFORNIA STATE UNIVERSITY, FRESNO
GENERAL FUND
PROJECTED SALARY UTILIZATION**

NAME	CLASS	TIMEBASE	ANNUALIZED SALARY RATE
Osborn, J.	Instructional Faculty, Desig Disciplines-AY	1.00	70,224
Pan, S.	Instructional Faculty, Desig Disciplines-AY	1.00	70,224
Patterson, D.	Instructional Faculty, Desig Disciplines-AY	1.00	63,912
Peyvandi, A.	Instructional Faculty, Desig Disciplines-AY	1.00	75,492
Tai, B.	Instructional Faculty, Desig Disciplines-AY	<u>1.00</u>	<u>70,224</u>
	Part-time Faculty (Est.)		4,440
Total Faculty		11.00	769,548
STAFF			
Koehler, D.	Departmental Secretary III	<u>1.00</u>	<u>31,872</u>
Total Staff		1.00	31,872
TOTAL DEPARTMENT OF ACCOUNTANCY		12.00	801,420
DEPARTMENT OF FINANCE & BUSINESS LAW			
FACULTY			
Chen, K.C.	Instructional Faculty, Desig Disciplines-AY	0.20	18,873
Chen, K.C.	Department Chair, Desig Discipline-AY	0.80	56,619
Doyel, T.	Instructional Faculty, Desig Disciplines-AY	1.00	70,224
Forsythe, L.	Instructional Faculty, Desig Disciplines-AY	1.00	70,224
Highsmith, J.	Instructional Faculty, Desig Disciplines-AY	1.00	70,224
Jassim, A.	Instructional Faculty, Desig Disciplines-AY	1.00	70,224
Jones, I.	Instructional Faculty, Desig Disciplines-AY	1.00	70,224
Kemp, D.	Instructional Faculty, Desig Disciplines-AY	1.00	70,224
Laiss, B.	Instructional Faculty, Desig Disciplines-AY	1.00	63,912
Lange, P.	Instructional Faculty, Desig Disciplines-AY	1.00	70,224
Reitzel, J.	Instructional Faculty, Desig Disciplines-AY	1.00	70,224
Shahrokhi, M.	Instructional Faculty, Desig Disciplines-AY	1.00	70,224
Tseng, K.	Instructional Faculty, Desig Disciplines-AY (Sabbatical - Fall 1996)	1.00	70,224
Waters, A.	Instructional Faculty, Desig Disciplines-AY	1.00	70,224
Wilson, J.	Instructional Faculty, Desig Disciplines-AY	1.00	70,224
Yazdipour, R.	Instructional Faculty, Desig Disciplines-AY	<u>1.00</u>	<u>70,224</u>
Total Faculty		15.00	1,052,316

**1996/97 CALIFORNIA STATE UNIVERSITY, FRESNO
GENERAL FUND
PROJECTED SALARY UTILIZATION**

NAME	CLASS	TIMEBASE	ANNUALIZED SALARY RATE
STAFF			
Linville, K.	Departmental Secretary III, Stenography	1.00	34,752
Total Staff		1.00	34,752
	1996/97 Salary Adjustments (Est.) Not Yet Allocated		-25,488
TOTAL DEPARTMENT OF FINANCE AND BUSINESS LAW		16.00	1,061,580
DEPARTMENT OF INFORMATION SCIENCE AND DECISION SYSTEMS (ISDS)			
FACULTY			
Anderson, R.	Instructional Faculty, Desig Disciplines-AY	1.00	70,224
Beringson, D.	Instructional Faculty, Desig Disciplines-AY	1.00	70,224
Chaffe, P.	Instructional Faculty, Desig Disciplines-AY	1.00	75,492
Costus, H.	Instructional Faculty - AY (FERP - Spring 1996)	0.50	35,112
Elhag-Ali, M.	Instructional Faculty, Desig Disciplines-AY	1.00	70,224
Hatcher, M.	Instructional Faculty, Desig Disciplines-AY	1.00	70,224
Hiatt, C.	Instructional Faculty, Desig Disciplines-AY	1.00	70,224
La Rosa, P.	Instructional Faculty, Desig Disciplines-AY	1.00	63,912
Lacy, R.	Instructional Faculty, Desig Disciplines-AY	1.00	70,224
Liu, W.	Instructional Faculty, Desig Disciplines-AY	1.00	70,224
Mallios, W.	Instructional Faculty, Desig Disciplines-AY	1.00	70,224
Moffitt, K.	Instructional Faculty, Desig Disciplines-AY	1.00	70,224
Motz, A.	Instructional Faculty, Desig Disciplines-AY	1.00	70,224
Rahmatian, S.	Instructional Faculty, Desig Disciplines-AY	1.00	70,224
Simis, P.	Instructional Faculty, Desig Disciplines-AY	0.20	14,045
Simis, P.	Department Chair, Desig Discipline-AY	0.80	56,179
Sobolik, G.	Instructional Faculty, Desig Disciplines-AY	1.00	70,224
Solis, R.	Instructional Faculty, Desig Disciplines-AY	1.00	70,224
Stengel, D.	Instructional Faculty, Desig Disciplines-AY	1.00	70,224
Tanlamai, U.	Instructional Faculty, Desig Disciplines-AY (LWOP 1996/97)	1.00	70,224
Wielicki, T.	Instructional Faculty, Desig Disciplines-AY	1.00	70,224
Total Faculty		19.50	1,368,324

**1996/97 CALIFORNIA STATE UNIVERSITY, FRESNO
GENERAL FUND
PROJECTED SALARY UTILIZATION**

NAME	CLASS	TIMEBASE	ANNUALIZED SALARY RATE
STAFF			
Biggert, D.	Departmental Secretary III	1.00	29,772
Total Staff		1.00	29,772
	1996/97 Salary Adjustments (Est.) Not Yet Allocated		-64,908
TOTAL DEPARTMENT OF INFORMATION SCIENCE AND DECISION SYSTEMS (ISDS)		20.50	1,333,188
DEPARTMENT OF MANAGEMENT			
FACULTY			
Anderson, D.	Instructional Faculty, Desig Disciplines-AY	1.00	70,224
Bowerman, K.	Instructional Faculty, Desig Disciplines-AY	1.00	70,224
Calingo, L.	Instructional Faculty, Desig Disciplines-AY	1.00	70,224
Gilbertson, D.	Instructional Faculty, Desig Disciplines-AY	1.00	63,912
Halfhill, S.	Instructional Faculty, Desig Disciplines-AY	1.00	65,460
Harris, H.	Instructional Faculty, Desig Disciplines-AY	1.00	70,224
Johnson, D.	Instructional Faculty, Desig Disciplines-AY	1.00	70,224
Jones, G.	Instructional Faculty, Desig Disciplines-AY (Sabbatical - Spring 1997)	0.20	14,045
Jones, G.	Department Chair, Desig Discipline-AY	0.80	56,179
Keppler, M.	Instructional Faculty, Desig Disciplines-AY (Sabbatical - Fall 1996)	1.00	70,224
Moghaddam, J.	Instructional Faculty, Desig Disciplines-AY	1.00	70,224
Olson-Buchanan, J.	Instructional Faculty, Desig Disciplines-AY	1.00	63,912
Panico, V.	Instructional Faculty, Desig Disciplines-AY	1.00	70,224
Penbera, J.	Instructional Faculty, Desig Disciplines-AY	1.00	70,224
Stearns, T.	Instructional Faculty, Desig Disciplines-AY	1.00	70,224
Thakur, M.	Instructional Faculty, Desig Disciplines-AY	1.00	70,224
Wang, J.	Instructional Faculty, Desig Disciplines-AY	1.00	68,616
	Part-time Faculty (Est.)		2,312
Total Faculty		16.00	1,106,900
STAFF			
Tillman, N.	Departmental Secretary III, Stenography	1.00	35,448
Total Staff		1.00	35,448
TOTAL DEPARTMENT OF MANAGEMENT		17.00	1,142,348

**1996/97 CALIFORNIA STATE UNIVERSITY, FRESNO
GENERAL FUND
PROJECTED SALARY UTILIZATION**

NAME	CLASS	TIMEBASE	ANNUALIZED SALARY RATE
DEPARTMENT OF MARKETING & LOGISTICS			
FACULTY			
Bryan, G.	Instructional Faculty, Desig Disciplines-AY	1.00	70,224
Cords, D.	Instructional Faculty, Desig Disciplines-AY	1.00	70,224
Halfhill, D.	Instructional Faculty, Desig Disciplines-AY	1.00	70,224
Motameni, R.	Instructional Faculty, Desig Disciplines-AY	1.00	68,616
Nordstrom, R.	Instructional Faculty, Desig Disciplines-AY (Sabbatical - Spring 1997)	1.00	70,224
Ong, B.	Instructional Faculty, Desig Disciplines-AY	1.00	63,912
Pinkerton, R.	Instructional Faculty, Desig Disciplines-AY	0.50	38,670
Pinkerton, R.	Department Chair, Desig Discipline-AY	0.50	38,670
Rice, W.	Instructional Faculty, Desig Disciplines-AY	1.00	70,224
Sherwood, C.	Instructional Faculty, Desig Disciplines-AY	<u>1.00</u>	<u>70,224</u>
Total Faculty		9.00	631,212
STAFF			
Vail, L.	Departmental Secretary II	<u>1.00</u>	<u>30,216</u>
Total Staff		1.00	30,216
	1996/97 Salary Adjustments (Est.) Not Yet Allocated		-29,588
TOTAL DEPARTMENT OF MARKETING AND LOGISTICS		10.00	631,840
DEPARTMENT OF AEROSPACE STUDIES			
STAFF			
Gomez, L.	Departmental Secretary I, Stenography	<u>0.80</u>	<u>23,002</u>
Total Staff		0.80	23,002
	1996/97 Salary Adjustments (Est.) Not Yet Allocated		-562
TOTAL DEPARTMENT OF AEROSPACE STUDIES		0.80	22,440
MILITARY SCIENCE PROGRAM			
STAFF			
Epperson, V.	Departmental Secretary I	<u>0.50</u>	<u>14,376</u>

**1996/97 CALIFORNIA STATE UNIVERSITY, FRESNO
GENERAL FUND
PROJECTED SALARY UTILIZATION**

NAME	CLASS	TIMEBASE	ANNUALIZED SALARY RATE
Total Staff			
	1996/97 Salary Adjustments (Est.) Not Yet Allocated	0.50	14,376
TOTAL MILITARY SCIENCE PROGRAM		0.50	-348
			14,028
GRADUATE PROGRAM			
STAFF			
	Temporary Help		
Total Staff			<u>2,738</u>
			2,738
TOTAL GRADUATE PROGRAM			2,738
TOTAL CRAIG SCHOOL OF BUSINESS		92.80	5,719,376
SCHOOL OF EDUCATION AND HUMAN DEVELOPMENT			
OFFICE OF THE DEAN			
MANAGEMENT			
Eilefson, L.	Administrator II	1.00	64,986
Gonzalez, B.	Administrator III	1.00	77,988
Monke, R.	Administrator III	1.00	<u>97,752</u>
Total Management		3.00	240,726
STAFF			
Andrew, T.	Credential Analyst II	1.00	40,104
Bivens, R.	Clerical Assistant II	1.00	23,448
Botta, C.	Student Services Professional - 12 Mo.	1.00	40,392
Bundy, E.	Clerical Assistant II	1.00	26,604
Dale, M.	Clerical Assistant III	1.00	28,056
Durrant, A.	Accounting Technician III	1.00	35,580
Elliston, I.	Administrative Operations Analyst I	1.00	36,600
Galvan, N.	Clerical Assistant II	1.00	21,696
Hernandez, M.	Clerical Assistant IV	1.00	31,188

**1996/97 CALIFORNIA STATE UNIVERSITY, FRESNO
GENERAL FUND
PROJECTED SALARY UTILIZATION**

NAME	CLASS	TIMEBASE	ANNUALIZED SALARY RATE
Izard, E.	Clerical Assistant III	1.00	28,056
Kim, J.	Instructional Support Technician I	1.00	39,312
Perez, J.	Student Services Professional I - 12 Mo.	1.00	27,420
Placenti, H.	Instructional Support Technician I	1.00	37,356
Shultz, M.	Administrative Operations Analyst III	<u>1.00</u>	<u>53,004</u>
	Temporary Help (Est.)		92,301
Total Staff		14.00	561,117
TOTAL OFFICE OF THE DEAN		17.00	801,843
DEPARTMENT OF COUNSELING AND SPECIAL EDUCATION			
FACULTY			
Arokiasamy, C.	Instructional Faculty - AY	1.00	42,636
Caseau, D.	Instructional Faculty - AY	1.00	43,668
Chavez, J.	Instructional Faculty - AY	1.00	65,004
Dworkin, S.	Instructional Faculty - AY	1.00	60,612
Farlow, L.	Instructional Faculty - AY	1.00	45,756
Garcia, J.	Instructional Faculty - AY	1.00	65,004
Iverson, L.	Instructional Faculty - AY	1.00	53,880
Kiyuna, R.	Instructional Faculty - AY	1.00	47,928
Markert, L.	Instructional Faculty - AY	1.00	65,004
Schilling, D.	Instructional Faculty - AY	1.00	65,004
Smith, H.	Instructional Faculty - AY	0.50	32,502
Smith, H.	Department Chair - AY	0.50	32,502
Stude Jr., E.	Instructional Faculty - AY	1.00	65,004
Valencia, A.	Instructional Faculty - AY	<u>1.00</u>	<u>42,636</u>
	Part-time Faculty (Est.)		180,973
Total Faculty		11.00	865,477
STAFF			
Fitz-Gibbon, C.	Departmental Secretary II	<u>1.00</u>	<u>28,368</u>
Total Staff		1.00	28,368
TOTAL DEPARTMENT OF COUNSELING AND SPECIAL EDUCATION		12.00	893,845

**1996/97 CALIFORNIA STATE UNIVERSITY, FRESNO
GENERAL FUND
PROJECTED SALARY UTILIZATION**

NAME	CLASS	TIMEBASE	ANNUALIZED SALARY RATE
DEPARTMENT OF CURRENT TEACHING AND EDUCATIONAL TECHNOLOGY			
FACULTY			
Andrews, D.	Instructional Faculty - AY	0.50	28,908
Baca, M.	Instructional Faculty - AY	1.00	60,612
Benavides, O.	Instructional Faculty - AY	1.00	59,172
Bohlin, C.	Instructional Faculty - AY (Sabbatical - Spring 1997)	1.00	50,232
Bohlin, R.	Instructional Faculty - AY	1.00	47,928
Harris, S.	Instructional Faculty - AY	1.00	60,612
Henderson, J.	Instructional Faculty - AY	0.50	25,116
Henderson, J.	Department Chair - AY	0.50	25,116
Hunt, N.	Instructional Faculty - AY (LWOP - AY 1996/97)	1.00	55,164
Lesourd, S.	Instructional Faculty - AY	1.00	51,396
Lomeli, J.	Instructional Faculty - AY	1.00	41,688
Lopez, D.	Instructional Faculty - AY	1.00	65,004
Marshall, J.	Instructional Faculty - AY	1.00	50,232
Mata, S.	Instructional Faculty - AY	1.00	50,232
Nixon, A.	Instructional Faculty - AY	1.00	65,004
Perez, T.	Instructional Faculty - AY	1.00	65,004
Pham, K.	Instructional Faculty - AY	1.00	52,644
Rowe, I.	Instructional Faculty - AY (FERP - Fall 1996)	0.50	32,502
Stone, B.	Instructional Faculty - AY	<u>1.00</u>	<u>65,004</u>
	Part-time Faculty (Est.)		365,401
Total Faculty		17.00	1,316,971
STAFF			
Salanitro, C.	Departmental Secretary II	<u>1.00</u>	<u>26,664</u>
Total Staff		1.00	26,664
TOTAL DEPARTMENT OF CURRENT TEACHING AND EDUCATIONAL TECHNOLOGY		18.00	1,343,635

**1996/97 CALIFORNIA STATE UNIVERSITY, FRESNO
GENERAL FUND
PROJECTED SALARY UTILIZATION**

NAME	CLASS	TIMEBASE	ANNUALIZED SALARY RATE
DEPARTMENT OF EDUCATIONAL RESEARCH ADMINISTRATION AND FOUNDATIONS (ERAF)			
FACULTY			
Biacindo, K.	Instructional Faculty - AY	1.00	49,044
Coleman, D.	Instructional Faculty - AY	1.00	65,004
Daughtry, J.	Instructional Faculty - AY	1.00	59,172
Guaglianone, C.	Instructional Faculty - AY	1.00	55,164
Kuehn, P.	Instructional Faculty - AY	1.00	50,232
Segura, R.	Instructional Faculty - AY	1.00	65,004
Tanner, D.	Instructional Faculty - AY	1.00	63,528
Tracz, S.	Instructional Faculty - AY	1.00	60,612
Unruh, R.	Instructional Faculty - AY	1.00	57,816
Valencia, A.	Instructional Faculty - AY	0.50	32,502
Valencia, A.	Department Chair - AY	0.50	32,502
Yerkes, D.	Instructional Faculty - AY	<u>1.00</u>	<u>57,916</u>
	Part-time Faculty (Est.)		59,694
Total Faculty		11.00	708,190
STAFF			
Takahashi, C.	Departmental Secretary II	<u>1.00</u>	<u>31,524</u>
Total Staff		1.00	31,524
TOTAL DEPARTMENT OF EDUCATIONAL RESEARCH ADMINISTRATION AND FOUNDATIONS		12.00	739,714
DEPARTMENT OF LITERACY & EARLY EDUCATION			
FACULTY			
Abramson, S.	Instructional Faculty - AY	1.00	65,004
Benninga, J.	Instructional Faculty - AY	0.50	32,502
Benninga, J.	Department Chair - AY	0.50	32,502
Dutton, B.	Instructional Faculty - AY	1.00	59,172
Herrell, A.	Instructional Faculty - AY	1.00	51,396
Neal, J.	Instructional Faculty - AY	1.00	55,164

**1996/97 CALIFORNIA STATE UNIVERSITY, FRESNO
GENERAL FUND
PROJECTED SALARY UTILIZATION**

NAME	CLASS	TIMEBASE	ANNUALIZED SALARY RATE
Orozco, C.	Instructional Faculty - AY	1.00	65,004
Osterberg, R.	Instructional Faculty - AY (Sabbatical - Fall 1996)	1.00	65,004
Pritchard, R.	Instructional Faculty - AY	1.00	57,816
Shelton, M.	Instructional Faculty - AY (Sabbatical - Spring 1997)	1.00	52,644
Tompkins, G.	Instructional Faculty - AY	<u>1.00</u>	<u>65,004</u>
	Part-time Faculty (Est.)		131,489
Total Faculty		10.00	732,701
STAFF			
Sandoval, S.	Department Secretary II	<u>1.00</u>	<u>31,524</u>
Total Staff		1.00	31,524
TOTAL DEPARTMENT OF LITERACY AND EARLY EDUCATION		11.00	764,225
TOTAL SCHOOL OF EDUCATION AND HUMAN DEVELOPMENT		70.00	4,543,262
SCHOOL OF ENGINEERING AND COMPUTER SCIENCE			
OFFICE OF THE DEAN			
MANAGEMENT			
Longley, K.	Administrator III	1.00	87,012
Muniz-Torres, J.	Administrator I	<u>0.75</u>	<u>34,173</u>
Total Management		1.75	121,185
STAFF			
Chou, C.	Associate Systems Software Specialist	1.00	56,076
Fiese, D.	Administrative Operations Analyst I	1.00	37,776
Gaiser, C.	Clerical Assistant II	0.50	10,656
Spain, J.	Equipment Technician I, Electronic	1.00	31,104
Vasquez, H.	Clerical Assistant III	<u>1.00</u>	<u>24,732</u>
	Temporary Help (Est.)		52,619
Total Staff		4.50	212,963
TOTAL OFFICE OF THE DEAN		6.25	334,148

**1996/97 CALIFORNIA STATE UNIVERSITY, FRESNO
GENERAL FUND
PROJECTED SALARY UTILIZATION**

NAME	CLASS	TIMEBASE	ANNUALIZED SALARY RATE
DEPARTMENT OF CIVIL & SURVEY ENGINEERING AND CONSTRUCTION			
FACULTY			
Biddlecome, H.	Instructional Faculty - AY	1.00	52,644
Brahma, C.	Instructional Faculty, Desig Disciplines-AY	1.00	71,928
Crossfield, J.	Instructional Faculty, Desig Disciplines-AY	1.00	71,928
Dominick, W.	Instructional Faculty, Desig Disciplines - 12 mo.	1.00	80,928
Goishi, F.	Instructional Faculty - AY	0.50	32,502
Gysler, R.	Instructional Faculty - AY	1.00	65,004
Hussain, M.	Instructional Faculty, Desig Disciplines-AY	1.00	70,224
Johnston, J.	Instructional Faculty, Desig Disciplines-AY	1.00	63,912
Kao, J.	Instructional Faculty, Desig Disciplines-AY	1.00	70,224
Larralde-Muro, J.	Instructional Faculty, Desig Disciplines-AY	1.00	62,436
Munjy, R.	Instructional Faculty, Desig Disciplines-AY	1.00	70,224
Nader, F.	Instructional Faculty, Desig Disciplines-AY	1.00	70,224
Spring, C.	Instructional Faculty - AY	1.00	65,004
Yousef, M.	Department Chair - AY	0.50	35,112
Yousef, M.	Instructional Faculty, Desig Disciplines-AY	<u>0.50</u>	<u>35,112</u>
	Part-time Faculty (Est.)		87,784
Total Faculty		13.50	1,005,190
STAFF			
Cruz, C.	Departmental Secretary III, Stenography	<u>1.00</u>	<u>28,800</u>
Total Staff		1.00	28,800
TOTAL DEPARTMENT OF CIVIL AND SURVEY ENGINEERING AND CONSTRUCTION		14.50	1,033,990
DEPARTMENT OF COMPUTER SCIENCE			
FACULTY			
Alameldin, T.	Instructional Faculty, Desig Disciplines-AY	1.00	68,616
Aurenheimer, B.	Instructional Faculty, Desig Disciplines-AY	1.00	70,224
Jin, L.	Instructional Faculty, Desig Disciplines-AY	1.00	70,224
Read, W.	Instructional Faculty, Desig Disciplines-AY	0.80	56,179

**1996/97 CALIFORNIA STATE UNIVERSITY, FRESNO
GENERAL FUND
PROJECTED SALARY UTILIZATION**

NAME	CLASS	TIMEBASE	ANNUALIZED SALARY RATE
Read, W.	Department Chair, Desig Discipline-AY	0.20	14,045
Seki, S.	Instructional Faculty, Desig Disciplines-AY	1.00	70,224
Wei, G.	Instructional Faculty, Desig Disciplines-AY	1.00	70,224
Yeung, H.	Instructional Faculty, Desig Disciplines-AY	<u>1.00</u>	<u>70,224</u>
Total Faculty		7.00	489,960
STAFF			
Perry, R.	Associate Systems Software Specialist	1.00	56,076
Zuniga, G.	Administrative Operations Analyst I	<u>1.00</u>	<u>37,044</u>
Total Staff		2.00	93,120
	1996/97 Salary Adjustments (Est.) Not Yet Allocated		-8,152
TOTAL DEPARTMENT OF COMPUTER SCIENCE		9.00	574,928

DEPARTMENT OF ELECTRICAL AND COMPUTER ENGINEERING

FACULTY

Bukofzer, D.	Instructional Faculty, Desig Disciplines-AY	0.50	35,112
Bukofzer, D.	Department Chair, Desig Discipline-AY	0.50	35,112
Heaney, A.	Instructional Faculty, Desig Disciplines-AY	1.00	70,224
Hecht, R.	Instructional Faculty, Desig Disciplines-AY	1.00	63,912
Ibrahim, M.	Instructional Faculty, Desig Disciplines-AY	1.00	70,224
Johnson, J.	Instructional Faculty, Desig Disciplines-AY	1.00	59,604
Liu, C.	Instructional Faculty, Desig Disciplines-AY	1.00	70,224
Owens, L.	Instructional Faculty, Desig Disciplines-AY (Sabbatical - Spring 1997)	1.00	70,224
Regier, R.	Instructional Faculty, Desig Disciplines-AY	1.00	70,224
Shaw, E.	Instructional Faculty, Desig Disciplines-AY (FERP - AY 1996/97)	<u>0.50</u>	<u>35,112</u>
Total Faculty		8.50	579,972

STAFF

Hunt, R.	Equipment Technician III, Electronic	1.00	45,012
Robinson, D.	Departmental Secretary II	<u>1.00</u>	<u>22,656</u>
Total Staff		2.00	67,668
	1996/97 Salary Adjustments (Est.) Not Yet Allocated		-39,900
TOTAL DEPARTMENT OF ELECTRICAL AND COMPUTER ENGINEERING		10.50	607,740

**1996/97 CALIFORNIA STATE UNIVERSITY, FRESNO
GENERAL FUND
PROJECTED SALARY UTILIZATION**

NAME	CLASS	TIMEBASE	ANNUALIZED SALARY RATE
DEPARTMENT OF MECHANICAL/INDUSTRIAL ENGINEERING			
FACULTY			
Chang, S.	Instructional Faculty, Desig Disciplines-AY (Sabbatical - Fall 1996)	1.00	70,224
Czajkiewicz, Z.	Instructional Faculty, Desig Disciplines-AY	1.00	70,224
Kuzma, D.	Instructional Faculty, Desig Disciplines-AY	1.00	70,224
Lalehzarian, H.	Instructional Faculty, Desig Disciplines-AY	1.00	70,224
Loscutoff, W.	Instructional Faculty, Desig Disciplines-AY	1.00	70,224
Mahajan, P.	Instructional Faculty, Desig Disciplines-AY	1.00	70,224
Mahanty, S.	Instructional Faculty, Desig Disciplines-AY	0.50	35,112
Mahanty, S.	Department Chair, Desig Discipline-AY	0.50	35,112
Mansuri, M.	Instructional Faculty, Desig Disciplines-AY	1.00	70,224
Peng, W.	Instructional Faculty, Desig Disciplines-AY	1.00	70,224
SeEVERS, J.	Instructional Faculty, Desig Disciplines-AY	<u>1.00</u>	<u>70,224</u>
	Part-time Faculty (Est.)		65,735
Total Faculty		10.00	767,975
STAFF			
Gee, J.	Equipment Technician III, Specialized Equip	1.00	43,824
Love, C.	Departmental Secretary II	<u>1.00</u>	<u>25,188</u>
Total Staff		2.00	69,012
TOTAL DEPT OF MECHANICAL/INDUSTRIAL ENGINEERING		12.00	836,987
TOTAL SCHOOL OF ENGINEERING AND COMPUTER SCIENCE		52.25	3,387,793
SCHOOL OF HEALTH AND HUMAN SERVICES OFFICE OF THE DEAN			
MANAGEMENT			
Cuellar, B.	Administrator IV	1.00	104,712

1996/97 CALIFORNIA STATE UNIVERSITY, FRESNO

GENERAL FUND

PROJECTED SALARY UTILIZATION

NAME	CLASS	TIMEBASE	ANNUALIZED SALARY RATE
Shipley, K.	Administrator III	0.50	40,278
<i>Total Management</i>		1.50	144,990
STAFF			
Aguayo, C.	Clerical Assistant II	1.00	24,732
Gillet, D.	Administrative Operations Analyst I	1.00	37,776
McCall, M.	Administrative Operations Analyst III	1.00	54,060
<i>Total Staff</i>		3.00	116,568
	1996/97 Salary Adjustments (Est.) Not Yet Allocated		-6,793
TOTAL OFFICE OF THE DEAN		4.50	254,765

DEPARTMENT OF COMMUNICATIVE SCIENCES AND DISORDERS

FACULTY

Baldis, B.	Instructional Faculty - AY	1.00	51,396
Freed, D.	Instructional Faculty - AY	1.00	43,668
Hegde, M.	Instructional Faculty - AY	1.00	68,196
Jensen, K.	Instructional Faculty - AY	1.00	65,004
Ogden, P.	Instructional Faculty - AY	1.00	65,004
Parker, R.	Instructional Faculty - AY	1.00	65,004
Roseberry, C.	Instructional Faculty - AY	1.00	44,688
Shipley, K.	Department Chair - AY	0.50	33,300
Wadsworth, S.	Instructional Faculty - AY	1.00	65,004
	Part-time Faculty (Est.)		87,695
<i>Total Faculty</i>		8.50	588,959

STAFF

Davis, D.	Speech Pathologist	1.00	48,384
Lebda, T.	Departmental Secretary II	1.00	28,368
Varela, G.	Clerical Assistant II	1.00	26,280
<i>Total Staff</i>		3.00	103,032

TOTAL DEPARTMENT OF COMMUNICATIVE SCIENCES AND DISORDERS

11.50

691,991

**1996/97 CALIFORNIA STATE UNIVERSITY, FRESNO
GENERAL FUND
PROJECTED SALARY UTILIZATION**

NAME		CLASS	TIMEBASE	ANNUALIZED SALARY RATE
GERONTOLOGY PROGRAM				
FACULTY				
Doyle, G.		Instructional Faculty - AY	1.00	65,004
	Total Faculty		1.00	65,004
STAFF				
Young, H.		Clerical Assistant III	0.25	7,179
	Total Staff		0.25	7,179
		1996/97 Salary Adjustments (Est.) Not Yet Allocated		-1,635
TOTAL GERONTOLOGY PROGRAM			1.25	70,548
DEPARTMENT OF HEALTH SCIENCES				
FACULTY				
Alcocer, A.		Instructional Faculty - AY	0.50	32,502
Alcocer, A.		Department Chair - AY	0.50	32,502
Brown, S.		Instructional Faculty - AY	1.00	65,004
Clark, W.		Instructional Faculty - AY	1.00	65,004
Krenz, V.		Instructional Faculty - AY	1.00	55,164
Matlosz, D.		Instructional Faculty - AY	1.00	65,004
Pogoloff, D.		Instructional Faculty - AY	1.00	43,668
Schultz, R.		Instructional Faculty - AY (Sabbatical - Spring 1997)	1.00	65,004
Sowby, S.		Instructional Faculty - AY	1.00	65,004
Tennant, C.		Instructional Faculty - AY (Sabbatical - Fall 1996)	1.00	63,528
Waite, M.		Instructional Faculty - AY	1.00	57,816
		Part-time Faculty (Est.)		171,160
	Total Faculty		10.00	781,360
STAFF				
Nunez, M.		Departmental Secretary II	1.00	32,856
	Total Staff		1.00	32,856
TOTAL DEPARTMENT OF HEALTH SCIENCES			11.00	814,216

**1996/97 CALIFORNIA STATE UNIVERSITY, FRESNO
GENERAL FUND
PROJECTED SALARY UTILIZATION**

NAME	CLASS	TIMEBASE	ANNUALIZED SALARY RATE
DEPARTMENT OF NURSING			
FACULTY			
Allender, J.	Instructional Faculty - AY	1.00	55,164
Avent, C.	Instructional Faculty - AY	1.00	65,004
Dehn, M.	Instructional Faculty - AY	1.00	60,612
Flores, F.	Instructional Faculty - AY (FERP AY 1996/97)	0.50	31,764
Griffin, F.	Instructional Faculty - AY	1.00	53,880
Hild, J.	Instructional Faculty - AY	1.00	47,928
Ivan, M.	Instructional Faculty - AY	1.00	65,004
Lookinland, S.	Instructional Faculty - AY (LWOP 1996/97)	1.00	65,004
Mathai, M.	Instructional Faculty - AY	1.00	65,004
Nuttall, P.	Instructional Faculty - AY (LWOP 1996/97)	1.00	55,164
Oxley, G.	Instructional Faculty - AY	1.00	47,928
Rector, C.	Instructional Faculty - AY	1.00	50,232
Russler, M.	Instructional Faculty - AY	1.00	63,528
Wilkerson, E.	Instructional Faculty - AY	1.00	63,528
Willmington, R.	Department Chair - AY	<u>1.00</u>	<u>66,600</u>
	Part-time Faculty (Est.)		122,091
Total Faculty		14.50	978,435
STAFF			
Espinosa, D.	Clerical Assistant III	1.00	28,716
Lajeunesse, L.	Clerical Assistant II	1.00	22,608
Porcella, G.	Clerical Assistant IV	0.50	13,698
Smith, C.	Departmental Secretary III, Stenography	<u>1.00</u>	<u>34,752</u>
Total Staff		3.50	99,774
TOTAL DEPARTMENT OF NURSING		18.00	1,078,209
DEPARTMENT OF PHYSICAL EDUCATION AND HUMAN PERFORMANCE			
FACULTY			
Anderson, T.	Instructional Faculty - AY	1.00	65,004

**1996/97 CALIFORNIA STATE UNIVERSITY, FRESNO
GENERAL FUND
PROJECTED SALARY UTILIZATION**

NAME	CLASS	TIMEBASE	ANNUALIZED SALARY RATE
Ayer, S.	Instructional Faculty - AY	0.67	43,336
Ballard Jr., O.	Instructional Faculty - AY	1.00	65,004
Chadwick, V.	Instructional Faculty - AY	1.00	63,528
Crumpton, R.	Instructional Faculty - AY	1.00	45,756
Francis, R.	Instructional Faculty - AY	1.00	65,004
Lyon, R.	Instructional Faculty - AY	1.00	65,004
Morales, J.	Instructional Faculty - AY	1.00	47,928
Pickel, D.	Instructional Faculty - AY	1.00	65,004
Poston, B.	Instructional Faculty - AY	1.00	65,004
Schroll, J.	Instructional Faculty - AY	0.20	13,001
Schroll, J.	Department Chair - AY	0.80	52,003
VanGalder, R.	Instructional Faculty - AY	<u>1.00</u>	<u>65,004</u>
	Part-time Faculty (Est.)		205,068
Total Faculty		11.67	925,648
STAFF			
Juarez, L.	Instructional Support Technician I	0.50	18,678
Myers, V.	Department Secretary II	1.00	26,664
Smith, G.	Clerical Assistant III	1.00	29,652
Stephenson, M.	Instructional Support Assistant II	<u>1.00</u>	<u>29,724</u>
Total Staff		3.50	104,718
TOTAL DEPARTMENT OF PHYSICAL EDUCATION AND HUMAN PERFORMANCE		15.17	1,030,366
DEPARTMENT OF PHYSICAL THERAPY			
FACULTY			
Curtis, K.	Instructional Faculty - AY	1.00	59,172
Duttarar, J.	Instructional Faculty - AY	1.00	65,004
Laslovich, J.	Instructional Faculty - AY	1.00	55,164
Lentell, G.	Instructional Faculty - AY	1.00	59,172
Martin, R.	Instructional Faculty - AY	1.00	65,004
Sadowsky, H.	Instructional Faculty - AY	1.00	57,816
Spy, J.	Instructional Faculty - AY	1.00	55,164

**1996/97 CALIFORNIA STATE UNIVERSITY, FRESNO
GENERAL FUND
PROJECTED SALARY UTILIZATION**

NAME	CLASS	TIMEBASE	ANNUALIZED SALARY RATE
Stewart, D.	Instructional Faculty - AY	0.80	52,003
Stewart, D.	Department Chair - AY	0.20	13,001
Trueblood, P.	Instructional Faculty - AY	1.00	56,448
Tyner, T.	Instructional Faculty - AY	<u>1.00</u>	<u>38,028</u>
	Part-time Faculty (Est.)		14,692
Total Faculty		10.00	590,668
STAFF			
Murray, O.	Departmental Secretary II	1.00	29,472
Porcella, G.	Clerical Assistant IV	0.50	13,698
Rangel, I.	Clerical Assistant II	<u>0.50</u>	<u>12,792</u>
Total Staff		2.00	55,962
TOTAL DEPARTMENT OF PHYSICAL THERAPY		12.00	646,630
DEPARTMENT OF SOCIAL WORK EDUCATION			
FACULTY			
Adams, C.	Instructional Faculty - 12 mo.	1.00	73,224
Aldredge, J.	Instructional Faculty - AY	1.00	62,040
Alvarado, A.	Instructional Faculty - AY (Sabbatical - Fall 1996)	1.00	65,004
Childers, F.	Instructional Faculty - AY	1.00	65,004
Ellis, D.	Instructional Faculty - AY	1.00	65,004
Ford, R.	Instructional Faculty - AY	1.00	65,004
Garcia, B.	Instructional Faculty - AY	1.00	59,172
Hanna, M.	Instructional Faculty - AY	1.00	60,612
Hardina, D.	Instructional Faculty - AY	1.00	50,232
Jacobsson, M.	Instructional Faculty - AY	1.00	55,164
Kapoor, S.	Instructional Faculty - AY	1.00	65,004
Lee, S.	Instructional Faculty - AY	1.00	43,668
Ruhl, E.	Instructional Faculty - AY	1.00	65,004
Salsgiver, R.	Instructional Faculty - AY	1.00	51,396
Visweswaran, G.	Instructional Faculty - AY	<u>1.00</u>	<u>74,940</u>
	Part-time Faculty (Est.)		83,202
Total Faculty		15.00	1,003,674

**1996/97 CALIFORNIA STATE UNIVERSITY, FRESNO
GENERAL FUND
PROJECTED SALARY UTILIZATION**

NAME	CLASS	TIMEBASE	ANNUALIZED SALARY RATE
STAFF			
Grobes, L.	Clerical Assistant III	1.00	28,620
Haas, K.	Departmental Secretary III, Stenography	<u>1.00</u>	<u>34,752</u>
Total Staff		2.00	63,372
TOTAL DEPARTMENT OF SOCIAL WORK EDUCATION		17.00	1,067,046
DEPARTMENT OF RECREATION ADMINISTRATION AND LEISURE STUDIES			
FACULTY			
Hoff, A.	Instructional Faculty - AY	0.80	44,131
Hoff, A.	Department Chair - AY	0.20	11,033
Weber, R.	Instructional Faculty - AY	<u>1.00</u>	<u>47,928</u>
	Part-time Faculty (Est.)		104,672
Total Faculty		2.00	207,764
STAFF			
Young, H.	Clerical Assistant III	<u>0.75</u>	<u>21,532</u>
Total Staff		0.75	21,532
TOTAL DEPARTMENT OF RECREATION ADMINISTRATION AND LEISURE STUDIES		2.75	229,296
TOTAL SCHOOL OF HEALTH AND HUMAN SERVICES		93.17	5,883,067
SCHOOL OF NATURAL SCIENCE			
OFFICE OF THE DEAN			
MANAGEMENT			
Pineda, F.	Administrator II	1.00	55,296
Wong, K.	Administrator IV	1.00	108,960
Ziegler, S.	Administrator III	<u>1.00</u>	<u>91,896</u>
Total Management		3.00	256,152

**1996/97 CALIFORNIA STATE UNIVERSITY, FRESNO
GENERAL FUND
PROJECTED SALARY UTILIZATION**

NAME	CLASS	TIMEBASE	ANNUALIZED SALARY RATE
STAFF			
Jones, K.	Instructional Support Technician I	1.00	31,104
Luper, C.	Administrative Operations Analyst I	1.00	35,136
McMurtry, J.	Instructional Support Technician II	0.50	20,502
Meyers, S.	Administrative Operations Analyst II	1.00	40,848
Stovall, G.	Clerical Assistant II	<u>1.00</u>	<u>18,432</u>
	Temporary Help (Est.)		91,206
Total Staff		4.50	237,228
TOTAL OFFICE OF THE DEAN		7.50	493,380
DEPARTMENT OF BIOLOGY			
FACULTY			
Abhold, R.	Instructional Faculty - AY	1.00	60,612
Andrews, D.	Instructional Faculty - AY	0.50	28,908
Chesemore, D.	Instructional Faculty - AY (Sabbatical - Fall 1996)	1.00	65,004
Cheuk, S.	Instructional Faculty - AY	1.00	65,004
Collin, W.	Instructional Faculty - AY	1.00	65,004
Ervin, S.	Instructional Faculty - AY (Sabbatical - Spring 1997)	1.00	65,004
Grubbs, D.	Instructional Faculty - AY	1.00	65,004
Harding, E.	Instructional Faculty - AY	1.00	65,004
Harmon, W.	Instructional Faculty - AY (Sabbatical - Spring 1997)	1.00	65,004
Kovacs, S.	Instructional Faculty - AY	1.00	63,528
Mallory, T.	Instructional Faculty - AY	0.25	16,251
Mallory, T.	Department Chair - AY	0.75	48,753
Prince, J.	Instructional Faculty - AY	1.00	41,688
Schierenbeck, K.	Instructional Faculty - AY	1.00	41,688
Schreiber, F.	Instructional Faculty - AY	1.00	65,004
Tribbey, B.	Instructional Faculty - AY	1.00	65,004
Tsukimura, B.	Instructional Faculty - AY	1.00	43,668
Wiley, L.	Instructional Faculty - AY	1.00	65,004
Yousef, L.	Instructional Faculty - AY	<u>1.00</u>	<u>65,004</u>
	Part-time Faculty (Est.)		344,339
Total Faculty	56	17.50	1,404,479

**1996/97 CALIFORNIA STATE UNIVERSITY, FRESNO
GENERAL FUND
PROJECTED SALARY UTILIZATION**

NAME	CLASS	TIMEBASE	ANNUALIZED SALARY RATE
STAFF			
Galbraith, M.	Clerical Assistant III	1.00	28,716
Kronberg, C.	Instructional Support Technician III	1.00	43,836
Kuykendall, N.	Instructional Support Technician III	1.00	45,024
Lopez, V.	Departmental Secretary III	1.00	36,072
Simms, K.	Clerical Assistant III	1.00	23,376
Spencer, T.	Equipment Technician III, Electronic	1.00	46,800
Stebbins, J.	Instructional Support Technician III	1.00	43,836
<i>Total Staff</i>		7.00	267,660
TOTAL DEPARTMENT OF BIOLOGY		24.50	1,672,139
DEPARTMENT OF CHEMISTRY			
FACULTY			
Bluestone, S.	Instructional Faculty - AY (FERP - Fall 1996)	0.50	32,502
Ciula, R.	Instructional Faculty - AY	1.00	65,004
Frank, D.	Instructional Faculty - AY	1.00	65,004
Gandler, J.	Instructional Faculty - AY	1.00	65,004
Gigliotti, H.	Instructional Faculty - AY	1.00	65,004
Gump, B.	Instructional Faculty - AY	1.00	65,004
Kunimitsu, D.	Instructional Faculty - AY	1.00	65,004
Lawler, K.	Instructional Faculty - AY	1.00	39,816
Marhenke, R.	Instructional Faculty - AY	1.00	65,004
Mayer, B.	Instructional Faculty - AY	1.00	63,280
Mitchell, C.	Instructional Faculty - AY	1.00	65,004
Ng, K.	Instructional Faculty - AY	1.00	60,612
Ono, H.	Instructional Faculty - AY	0.50	32,502
Ono, H.	Department Chair - AY	0.50	32,502
Rodemeyer, S.	Instructional Faculty - AY	1.00	65,004
Russell, K.	Instructional Faculty - AY (FERP - Fall 1996)	0.50	32,502

**1996/97 CALIFORNIA STATE UNIVERSITY, FRESNO
GENERAL FUND
PROJECTED SALARY UTILIZATION**

NAME	CLASS	TIMEBASE	ANNUALIZED SALARY RATE
Sy, J.	Instructional Faculty - AY	1.00	65,004
Toney, J.	Instructional Faculty - AY	1.00	65,004
Zellmer, D.	Instructional Faculty - AY	<u>1.00</u>	<u>65,004</u>
	Part-time Faculty (Est.)		198,267
Total Faculty		17.00	1,272,031
STAFF			
Hinojosa, R.	Departmental Secretary III	1.00	35,904
Jackson, J.	Instructional Support Technician II	1.00	41,004
Landucci, L.	Clerical Assistant III	1.00	28,716
Morton Jr., R.	Equipment Technician III, Electronic	1.00	45,012
Rostam, A.	Instructional Support Technician II	1.00	41,004
Weber, J.	Research Technician III	<u>1.00</u>	<u>52,176</u>
Total Staff		6.00	243,816
TOTAL DEPARTMENT OF CHEMISTRY		23.00	1,515,847
DEPARTMENT OF GEOLOGY			
FACULTY			
Avent, J.	Instructional Faculty - AY	1.00	65,004
Barabas, A.	Instructional Faculty - AY	1.00	65,004
Blackerby, B.	Instructional Faculty - AY	1.00	65,004
Brady, R.	Instructional Faculty - AY	1.00	60,612
Harmesen, F.	Instructional Faculty - AY	1.00	63,528
Merrill, R.	Instructional Faculty - AY	0.80	52,003
Merrill, R.	Department Chair - AY	0.20	13,001
Suen, C.	Instructional Faculty - AY	<u>1.00</u>	<u>65,004</u>
	Part-time Faculty (Est.)		35,235
Total Faculty		7.00	484,395
STAFF			
Balli, E.	Departmental Secretary II, Stenography	1.00	32,220

**1996/97 CALIFORNIA STATE UNIVERSITY, FRESNO
GENERAL FUND
PROJECTED SALARY UTILIZATION**

NAME		CLASS	TIMEBASE	ANNUALIZED SALARY RATE
Poole, T.		Instructional Support Technician III	<u>1.00</u>	<u>43,836</u>
	Total Staff		2.00	76,056
TOTAL DEPARTMENT OF GEOLOGY			9.00	560,451
DEPARTMENT OF MATHEMATICS				
FACULTY				
Arnold, R.		Instructional Faculty - AY	0.20	13,001
Arnold, R.		Department Chair - AY	0.80	52,003
Cleary, S.		Instructional Faculty - AY	1.00	38,892
Cohen, M.		Instructional Faculty - AY	1.00	65,004
Cusick, L.		Instructional Faculty - AY	1.00	65,004
Donohoe, D.		Instructional Faculty - AY (FERP Fall 1996)	0.50	32,502
Duncan, D.		Instructional Faculty - AY	1.00	50,034
Franco, E.		Instructional Faculty - AY (Sabbatical - Spring 1997)	1.00	65,004
Harbertson, N.		Instructional Faculty - AY (Sabbatical - Fall 1996)	1.00	65,004
Haslam, H.		Instructional Faculty - AY	1.00	65,004
Helmets, M.		Instructional Faculty - AY	1.00	65,004
Lindae, D.		Instructional Faculty - AY	1.00	65,004
Najar, R.		Instructional Faculty - AY (Sabbatical - Spring 1997)	1.00	65,004
Nur, H.		Instructional Faculty - AY	1.00	65,004
Sun, H.		Instructional Faculty - AY	1.00	65,004
Tannenbaum, P.		Instructional Faculty - AY	1.00	65,004
Tuska, A.		Instructional Faculty - AY	1.00	43,668
Wagoner, R.		Instructional Faculty - AY	1.00	65,004
Woo, N.		Instructional Faculty - AY	1.00	65,004
Zane, B.		Instructional Faculty - AY (FERP - Spring 1997)	<u>0.50</u>	<u>32,502</u>
		Part-time Faculty (Est.)		84,874
	Total Faculty		17.50	1,192,528
STAFF				
Carmichael, D.		Departmental Secretary III, Stenography	1.00	35,448
Daves-Plaunt, J.		Clerical Assistant III	1.00	25,776

**1996/97 CALIFORNIA STATE UNIVERSITY, FRESNO
GENERAL FUND
PROJECTED SALARY UTILIZATION**

NAME	CLASS	TIMEBASE	ANNUALIZED SALARY RATE
Romero, C.	Clerical Assistant II	<u>1.00</u>	<u>25,584</u>
Total Staff		3.00	86,808
TOTAL DEPARTMENT OF MATHEMATICS		20.50	1,279,336
DEPARTMENT OF PHYSICS			
FACULTY			
Bucher, M.	Instructional Faculty - AY	1.00	65,004
Judd, F.	Instructional Faculty - AY	1.00	65,004
Katkanant, V.	Instructional Faculty - AY	1.00	63,528
Kehoe, B.	Instructional Faculty - AY	0.50	34,098
Kehoe, B.	Department Chair - AY	0.50	34,098
Munoz, G.	Instructional Faculty - AY	1.00	45,756
Vesenka, J.	Instructional Faculty - AY	1.00	39,816
White, S.	Instructional Faculty - AY	1.00	38,028
Williamson, H.	Instructional Faculty - AY (FERP Fall 1996)	0.50	35,502
Zender, M.	Instructional Faculty - AY	<u>1.00</u>	<u>65,004</u>
	Part-time Faculty (Est.)		97,126
Total Faculty		8.50	582,964
STAFF			
Beckman, J.	Equipment Technician III, Electro-Mechanical	1.00	43,824
Goto, L.	Departmental Secretary II	1.00	31,596
Key, R.	Instructional Support Technician II	<u>1.00</u>	<u>38,112</u>
Total Staff		3.00	113,532
TOTAL DEPARTMENT OF PHYSICS		11.50	696,496
DEPARTMENT OF PSYCHOLOGY			
FACULTY			
Aguilar-Gaxiola, S.	Instructional Faculty - AY	1.00	65,004
Basden, B.	Instructional Faculty - AY (Sabbatical - Fall 1996)	1.00	65,004

**1996/97 CALIFORNIA STATE UNIVERSITY, FRESNO
GENERAL FUND
PROJECTED SALARY UTILIZATION**

NAME	CLASS	TIMEBASE	ANNUALIZED SALARY RATE
Basden, D.	Instructional Faculty - AY (Sabbatical - Fall 1996)	1.00	65,004
Botwin, M.	Instructional Faculty - AY	1.00	46,812
Breen, T.	Instructional Faculty - AY	1.00	65,004
Brooks, D.	Instructional Faculty - AY	1.00	38,892
Carey, K.	Instructional Faculty - AY	1.00	50,232
Coe, W.	Instructional Faculty - AY (FERP - Spring 1997)	0.50	32,502
Edmondson, C.	Instructional Faculty - AY	1.00	37,140
Franklin, S.	Instructional Faculty - AY	1.00	65,004
Jones, C.	Instructional Faculty - AY	1.00	39,816
Levine, R.	Instructional Faculty - AY	1.00	65,004
Moerk, E.	Instructional Faculty - AY	1.00	65,004
Newell, T.	Instructional Faculty - AY	1.00	65,004
Price, P.	Instructional Faculty - AY	1.00	38,892
Ritter, J.	Instructional Faculty - AY	1.00	45,756
Rodrigues, A.	Instructional Faculty - AY	0.75	43,362
Rodrigues, A.	Department Chair - AY	0.25	14,454
Sharps, M.	Instructional Faculty - AY	1.00	50,232
Thackrey, M.	Instructional Faculty - AY	1.00	63,528
Wilson, N.	Instructional Faculty - AY	<u>1.00</u>	<u>43,668</u>
	Part-time Faculty (Est.)		281,167
Total Faculty		19.50	1,346,485
STAFF			
Karau, B.	Departmental Secretary III, Stenography	1.00	34,560
Osborn, S.	Clerical Assistant II	1.00	25,584
Patton, W.	Clerical Assistant II	1.00	25,584
Zastovnik, R.	Equipment Technician II, Electro-Mechanical	<u>1.00</u>	<u>41,820</u>
Total Staff		4.00	127,548
TOTAL DEPARTMENT OF PSYCHOLOGY		23.50	1,474,033
TOTAL SCHOOL OF NATURAL SCIENCES		119.50	7,691,682

**1996/97 CALIFORNIA STATE UNIVERSITY, FRESNO
GENERAL FUND
PROJECTED SALARY UTILIZATION**

NAME	CLASS	TIMEBASE	ANNUALIZED SALARY RATE
SCHOOL OF SOCIAL SCIENCE			
OFFICE OF THE DEAN			
MANAGEMENT			
Echeverria, J.	Administrator III	0.50	35,796
Klassen, P.	Administrator IV	<u>1.00</u>	<u>109,104</u>
Total Management		1.50	144,900
STAFF			
Anich, S.	Administrative Operations Analyst III	1.00	49,416
Nieto, M.	Administrative Operations Analyst I	1.00	37,044
Pecina-Castro, M.	Clerical Assistant III	<u>0.50</u>	<u>12,516</u>
	Temporary Help (Est.)		82,054
Total Staff		2.50	181,030
TOTAL OFFICE OF THE DEAN		4.00	325,930
DEPARTMENT OF ANTHROPOLOGY			
FACULTY			
Bousquet, G.	Instructional Faculty - AY (LWOP - Spring 1997)	1.00	40,752
Jen, S.	Instructional Faculty - AY	1.00	65,004
Lajeunesse, R.	Instructional Faculty - AY	0.80	52,003
Lajeunesse, R.	Department Chair - AY	0.20	13,001
Ludwig, M.	Instructional Faculty - AY	1.00	65,004
Ng, F.	Instructional Faculty - AY	1.00	66,600
Pryor, J.	Instructional Faculty - AY	1.00	45,756
Story, S.	Instructional Faculty - AY	<u>1.00</u>	<u>65,004</u>
	Part-time Faculty (Est.)		51,581
Total Faculty		7.00	464,705
STAFF			
Morales, G.	Departmental Secretary II, Stenography	<u>1.00</u>	<u>32,220</u>
Total Staff		1.00	32,220
TOTAL DEPARTMENT OF ANTHROPOLOGY	62	8.00	496,925

**1996/97 CALIFORNIA STATE UNIVERSITY, FRESNO
GENERAL FUND
PROJECTED SALARY UTILIZATION**

NAME	CLASS	TIMEBASE	ANNUALIZED SALARY RATE
DEPARTMENT OF CHICANO-LATINO STUDIES			
FACULTY			
Figueroa, M.	Instructional Faculty - AY	1.00	65,004
Garza, H.	Instructional Faculty - AY	1.00	46,812
Gonzalez, L.	Instructional Faculty - AY	0.80	39,235
Gonzalez, L.	Department Chair - AY	0.20	9,809
Herrera, J.	Instructional Faculty - AY	1.00	55,164
Martinez, E.	Instructional Faculty - AY	<u>1.00</u>	<u>65,004</u>
	Part-time Faculty (Est.)		94,653
Total Faculty		5.00	375,681
STAFF			
Pacheco, L.	Departmental Secretary I	<u>1.00</u>	<u>27,492</u>
Total Staff		1.00	27,492
TOTAL DEPARTMENT OF CHICANO-LATINO STUDIES		6.00	403,173
DEPARTMENT OF CRIMINOLOGY			
FACULTY			
Burge, J.	Instructional Faculty - AY	1.00	60,612
Dull, R.	Instructional Faculty - AY	1.00	59,172
Futrell, M.	Instructional Faculty - AY	0.50	32,502
Futrell, M.	Department Chair - AY	0.50	32,502
Hickey, E.	Instructional Faculty - AY (Sabbatical - Spring 1997)	1.00	57,816
Jackson, J.	Instructional Faculty - AY	1.00	62,040
Masters, R.	Instructional Faculty - AY	1.00	65,004
Owen, B.	Instructional Faculty - AY	1.00	57,816
Perez, R.	Instructional Faculty - AY	1.00	65,004
Pincu, L.	Instructional Faculty - AY	1.00	65,004
Wallace, P.	Instructional Faculty - AY	<u>1.00</u>	<u>65,004</u>
	Part-time Faculty (Est.)		186,044
Total Faculty		10.00	808,520

**1996/97 CALIFORNIA STATE UNIVERSITY, FRESNO
GENERAL FUND
PROJECTED SALARY UTILIZATION**

NAME	CLASS	TIMEBASE	ANNUALIZED SALARY RATE
STAFF			
Button, K.	Departmental Secretary III	1.00	36,588
Jeffries, J.	Clerical Assistant II	<u>0.50</u>	<u>10,656</u>
<i>Total Staff</i>		1.50	47,244
TOTAL DEPARTMENT OF CRIMINOLOGY		11.50	855,764
DEPARTMENT OF ECONOMICS			
FACULTY			
Allison, R.	Instructional Faculty - AY	1.00	65,004
Bush, P.	Instructional Faculty - AY (FERP - Spring 1997)	0.50	32,502
Cypher, J.	Instructional Faculty - AY (Sabbatical - Fall 1996)	1.00	65,004
Houser, S.	Instructional Faculty - AY	1.00	41,688
Leet, D.	Instructional Faculty - AY	0.80	53,280
Leet, D.	Department Chair - AY	0.20	13,320
Minick, R.	Instructional Faculty - AY (FERP - Spring 1997)	0.50	32,502
Shaffer, L.	Instructional Faculty - AY	1.00	65,004
Shaw, J.	Instructional Faculty - AY	<u>1.00</u>	<u>65,004</u>
<i>Total Faculty</i>		7.00	433,308
STAFF			
Pennell, S.	Departmental Secretary II, Stenography	<u>1.00</u>	<u>31,596</u>
<i>Total Staff</i>		1.00	31,596
	1996/97 Salary Adjustments (Est.) Not Yet Allocated		-18,222
TOTAL DEPARTMENT OF ECONOMICS		8.00	446,682
DEPARTMENT OF ETHNIC STUDIES			
FACULTY			
Huff, D.	Instructional Faculty - AY	1.00	60,612
Mikell, R.	Instructional Faculty - AY	1.00	65,004
Small, L.	Instructional Faculty - AY	0.80	52,003
Small, L.	Department Chair - AY	<u>0.20</u>	<u>13,001</u>
	Part-time Faculty (Est.)		90,472
<i>Total Faculty</i>		3.00	281,092

**1996/97 CALIFORNIA STATE UNIVERSITY, FRESNO
GENERAL FUND
PROJECTED SALARY UTILIZATION**

NAME	CLASS	TIMEBASE	ANNUALIZED SALARY RATE
STAFF			
Epperson, V.	Departmental Secretary I	<u>0.50</u>	<u>14,376</u>
Total Staff		0.50	14,376
TOTAL DEPARTMENT OF ETHNIC STUDIES		3.50	295,468
DEPARTMENT OF GEOGRAPHY			
FACULTY			
Kus, J.	Instructional Faculty - AY	1.00	68,196
Lee, R.	Instructional Faculty - AY	1.00	65,004
Leung, C.	Instructional Faculty - AY	1.00	47,927
Merchen, W.	Instructional Faculty - AY	1.00	65,004
Norsworthy, S.	Instructional Faculty - AY	0.50	32,502
Norsworthy, S.	Department Chair - AY	0.50	32,502
Omolayo, A.	Instructional Faculty - AY	1.00	43,668
Quinn, J.	Instructional Faculty - AY	1.00	60,612
Towle, J.	Instructional Faculty - AY	1.00	65,004
Vandermeer, P.	Instructional Faculty - AY	<u>1.00</u>	<u>65,004</u>
	Part-time Faculty (Est.)		55,536
Total Faculty		9.00	600,959
STAFF			
Slusser, W.	Instructional Support Technician III	1.00	46,800
Swift, E.	Departmental Secretary II	<u>1.00</u>	<u>28,368</u>
Total Staff		2.00	75,168
TOTAL DEPARTMENT OF GEOGRAPHY		11.00	676,127

**1996/97 CALIFORNIA STATE UNIVERSITY, FRESNO
GENERAL FUND
PROJECTED SALARY UTILIZATION**

NAME	CLASS	TIMEBASE	ANNUALIZED SALARY RATE
DEPARTMENT OF HISTORY			
FACULTY			
Bilderback, D.	Instructional Faculty - AY (FERP - Spring 1997)	0.50	32,502
Bohnstedt, J.	Instructional Faculty - AY	1.00	65,004
Brouwer, L.	Instructional Faculty - AY (FERP - Spring 1997)	0.50	32,502
Chang, H.	Instructional Faculty - AY	1.00	65,004
Dinkin, R.	Instructional Faculty - AY	1.00	65,004
Echeverria, J.	Instructional Faculty - AY	0.50	28,908
Gade, W.	Instructional Faculty - AY	0.50	32,502
Gade, W.	Department Chair - AY	0.50	32,502
Goodwin Jr., H.	Instructional Faculty - AY	1.00	65,004
Hudson, D.	Instructional Faculty - AY	1.00	65,004
Jones, D.	Instructional Faculty - AY	1.00	65,004
Kendall, J.	Instructional Faculty - AY	1.00	65,004
Kensel, W.	Instructional Faculty - AY (FERP Fall 1996)	0.50	32,502
Luna, J.	Instructional Faculty - AY	1.00	65,004
Simba, M.	Instructional Faculty - AY	1.00	65,004
Smetherman, R.	Instructional Faculty - AY (FERP Fall 1996)	0.50	32,502
Smith, E.	Instructional Faculty - AY	<u>1.00</u>	<u>65,004</u>
	Part-time Faculty (Est.)		66,521
Total Faculty		13.50	940,481
STAFF			
Lockard, A.	Departmental Secretary II	1.00	31,596
Ramirez, A.	Clerical Assistant II	<u>0.50</u>	<u>9,606</u>
Total Staff		1.50	41,202
TOTAL DEPARTMENT OF HISTORY		15.00	981,683
DEPARTMENT OF POLITICAL SCIENCE			
FACULTY			
Beach, P.	Instructional Faculty - AY	0.50	32,502

**1996/97 CALIFORNIA STATE UNIVERSITY, FRESNO
GENERAL FUND
PROJECTED SALARY UTILIZATION**

NAME	CLASS	TIMEBASE	ANNUALIZED SALARY RATE
Beach, P.	Department Chair - AY	0.50	32,502
Broyles, D.	Instructional Faculty - AY	1.00	65,004
Cha, M.	Instructional Faculty - AY (Sabbatical - Spring 1997)	1.00	65,004
Evans Jr., A.	Instructional Faculty - AY	1.00	66,600
Heine Jr., L.	Instructional Faculty - AY	1.00	65,004
Herron, S.	Instructional Faculty - AY	1.00	40,752
Mardon, R.	Instructional Faculty - AY	1.00	50,232
McGoldrick, B.	Instructional Faculty - AY (FERP Fall 1996)	0.50	32,502
Provost, D.	Instructional Faculty - AY	1.00	65,004
Wright, F.	Instructional Faculty - AY	<u>1.00</u>	<u>65,004</u>
	Part-time Faculty (Est.)		73,138
Total Faculty		9.50	653,248
STAFF			
Jeffries, J.	Clerical Assistant II	0.50	10,656
Montanye, E.	Departmental Secretary II	<u>1.00</u>	<u>32,124</u>
Total Staff		1.50	42,780
TOTAL DEPARTMENT OF POLITICAL SCIENCE		11.00	696,028
DEPARTMENT OF SOCIOLOGY			
FACULTY			
Claassen Jr., A.	Instructional Faculty - AY (LWOP .75 - 1996/97)	1.00	65,004
Fischer, R.	Instructional Faculty - AY	1.00	65,004
Freimuth, E.	Instructional Faculty - AY	1.00	57,946
McLeod, A.	Instructional Faculty - AY	1.00	65,004
Nelson, E.	Instructional Faculty - AY	1.00	65,004
Nelson, N.	Instructional Faculty - AY	0.80	52,003
Nelson, N.	Department Chair - AY	0.20	13,001
Palacio, R.	Instructional Faculty - AY	1.00	57,816
Tinker, J.	Instructional Faculty - AY	1.00	65,004
Washburne, C.	Instructional Faculty - AY (FERP Fall 1996)	<u>0.50</u>	<u>32,502</u>
	Part-time Faculty (Est.)		40,482
Total Faculty		8.50	578,770

**1996/97 CALIFORNIA STATE UNIVERSITY, FRESNO
GENERAL FUND
PROJECTED SALARY UTILIZATION**

NAME		CLASS	TIMEBASE	ANNUALIZED SALARY RATE
STAFF				
Coleman, E.		Departmental Secretary II	<u>1.00</u>	<u>31,524</u>
	Total Staff		1.00	31,524
TOTAL DEPARTMENT OF SOCIOLOGY			9.50	610,294
DEPARTMENT OF WOMEN'S STUDIES				
FACULTY				
Arpad, S.		Instructional Faculty - AY	0.75	48,753
Arpad, S.		Department Chair - AY	0.25	16,251
Bedard, M.		Instructional Faculty - AY (LWOP .50 - 1996/97)	1.00	60,612
Calvo, J.		Instructional Faculty - AY	1.00	57,816
Garber, L.		Instructional Faculty - AY (Sabbatical - Fall 1996)	<u>1.00</u>	<u>39,816</u>
		Part-time Faculty (Est.)		59,188
	Total Faculty		4.00	282,436
STAFF				
Lowe, K.		Clerical Assistant II	<u>0.50</u>	<u>10,782</u>
	Total Staff		0.50	10,782
TOTAL DEPARTMENT OF WOMEN'S STUDIES			4.50	293,218
TOTAL SCHOOL OF SOCIAL SCIENCE			92.00	6,081,292
GRADUATE STUDIES				
FACULTY				
Ross, D.		Instructional Faculty - 12 mo.	<u>1.00</u>	<u>74,940</u>
	Total Faculty		1.00	74,940
MANAGEMENT				
Vidoli, V.		Administrator IV	<u>1.00</u>	<u>103,572</u>
	Total Management		1.00	103,572

**1996/97 CALIFORNIA STATE UNIVERSITY, FRESNO
GENERAL FUND
PROJECTED SALARY UTILIZATION**

NAME	CLASS	TIMEBASE	ANNUALIZED SALARY RATE
STAFF			
Fulton, S.	Administrative Operations Analyst II	1.00	41,028
Martinez, H.	Clerical Assistant IV	1.00	29,124
Mello, G.	Evaluator I	1.00	33,636
Parker, M.	Clerical Assistant II	1.00	22,128
Pope, J.	Evaluator I	1.00	32,136
Vander Meer, K.	Administrative Operations Analyst II	1.00	44,496
Varela, M.	Evaluator II	<u>1.00</u>	<u>33,636</u>
Total Staff		7.00	236,184
	1996/97 Salary Adjustments (Est.) Not Yet Allocated		-15,660
	TOTAL GRADUATE STUDIES	9.00	399,036
PROVOST			
ACADEMIC CURRICULUM			
MANAGEMENT			
Salazar, J.	Administrator IV	<u>1.00</u>	<u>94,536</u>
Total Management		1.00	94,536
STAFF			
Kizziar, J.	Senior Secretary	<u>1.00</u>	<u>27,296</u>
	Temporary Help (Est.)		11,512
Total Staff		1.00	38,808
	TOTAL ACADEMIC CURRICULUM	2.00	133,344
ACADEMIC PERSONNEL			
MANAGEMENT			
Brown-McGowan, S.	Administrator IV	1.00	91,980
Ebert, T.	Administrator III	<u>1.00</u>	<u>76,740</u>
Total Management		2.00	168,720

**1996/97 CALIFORNIA STATE UNIVERSITY, FRESNO
GENERAL FUND
PROJECTED SALARY UTILIZATION**

NAME	CLASS	TIMEBASE	ANNUALIZED SALARY RATE
STAFF			
Frye, M.	Clerical Assistant II	0.50	12,792
Nelson, M.	Administrative Operations Analyst I	<u>1.00</u>	<u>37,176</u>
	Temporary Help (Est.)		14,893
Total Staff		1.50	64,861
TOTAL ACADEMIC PERSONNEL		3.50	233,581
ACADEMIC PLANNING AND STUDENT SERVICES			
MANAGEMENT			
Ortiz, M.	Administrator IV	1.00	98,004
Ybarra, L.	Administrator III*	<u>1.00</u>	<u>91,296</u>
Total Management		2.00	189,300
STAFF			
Pawlowski, K.	Clerical Assistant IV	<u>1.00</u>	<u>32,616</u>
Total Staff		1.00	32,616
	1996/97 Salary Adjustments (Est.) Not Yet Allocated		-97,663
TOTAL ACADEMIC PLANNING AND STUDENT SERVICES		3.00	124,253
ACADEMIC RESOURCES/SCHEDULING			
MANAGEMENT			
Tellier, R.	Administrator III	<u>1.00</u>	<u>95,052</u>
Total Management		1.00	95,052
STAFF			
Carson, E.	Accounting Tech III	1.00	31,188
Hyland, R.L.	Administrative Operations Analyst III	1.00	54,060
Jablon, D.	Clerical Assistant II	1.00	26,208
Miller, N.	Administrative Operations Analyst II	<u>1.00</u>	<u>38,736</u>
	Temporary Help (Est.)		56,646
Total Staff		4.00	206,838
TOTAL ACADEMIC RESOURCES/SCHEDULING		5.00	301,890

*Provost reimbursed for this position

**1996/97 CALIFORNIA STATE UNIVERSITY, FRESNO
GENERAL FUND
PROJECTED SALARY UTILIZATION**

NAME	CLASS	TIMEBASE	ANNUALIZED SALARY RATE
ACADEMIC SENATE			
STAFF			
Wilson, D.	Administrative Operations Analyst I	<u>1.00</u>	<u>27,980</u>
	Temporary Help (Est.)		54,306
Total Staff		1.00	82,286
TOTAL ACADEMIC SENATE		1.00	82,286
APPLIED ETHICS PROGRAM			
FACULTY			
OBrien, J.	Instructional Faculty - AY	<u>1.00</u>	<u>65,004</u>
Total Faculty		1.00	65,004
	1996/97 Salary Adjustments (Est.) Not Yet Allocated		-1,464
TOTAL APPLIED ETHICS PROGRAM		1.00	63,540
CATALOG OFFICE			
STAFF			
Schulthies, A.	Public Affairs Assistant I	<u>1.00</u>	<u>29,784</u>
	Temporary Help (Est.)		19,128
Total Staff		1.00	48,912
TOTAL CATALOG OFFICE		1.00	48,912
COMMUNITY SERVICE			
STAFF			
	Temporary Help		<u>41,676</u>
Total Staff			41,676
TOTAL COMMUNITY SERVICE			41,676

**1996/97 CALIFORNIA STATE UNIVERSITY, FRESNO
GENERAL FUND
PROJECTED SALARY UTILIZATION**

NAME	CLASS	TIMEBASE	ANNUALIZED SALARY RATE
COS CENTER			
MANAGEMENT			
Vasquez, S.	Administrator II	<u>1.00</u>	<u>54,084</u>
Total Management		1.00	54,084
STAFF			
Bilvado, M.	Clerical Assistant III	<u>1.00</u>	<u>28,620</u>
Total Staff		1.00	28,620
	1996/97 Salary Adjustments (Est.) Not Yet Allocated		-5,889
TOTAL COS CENTER		2.00	76,815
GRANTS AND RESEARCH			
MANAGEMENT			
Combs, T.	Administrator II	1.00	50,124
Griffin, D.	Administrator II	<u>1.00</u>	<u>69,312</u>
Total Management		2.00	119,436
STAFF			
Harvey, A.	Administrative Operations Analyst I	1.00	32,892
Scheidt, E.	Clerical Assistant IV	<u>1.00</u>	<u>31,188</u>
Total Staff		2.00	64,080
	1996/97 Salary Adjustments (Est.) Not Yet Allocated		-22,245
TOTAL GRANTS AND RESEARCH		4.00	161,271
INSTITUTIONAL RESEARCH			
STAFF			
Robinson, M.	Research Technician II	1.00	36,612
Salinthone, J.	Clerical Assistant II	<u>1.00</u>	<u>26,868</u>
	Temporary Help (Est.)		11,710
Total Staff		2.00	75,190
TOTAL INSTITUTIONAL RESEARCH	72	2.00	75,190

**1996/97 CALIFORNIA STATE UNIVERSITY, FRESNO
GENERAL FUND
PROJECTED SALARY UTILIZATION**

NAME	CLASS	TIMEBASE	ANNUALIZED SALARY RATE
INTERNATIONAL PROGRAMS			
STAFF			
Atwell, J.	Administrative Operations Analyst II	<u>1.00</u>	<u>44,844</u>
Total Staff		1.00	44,844
	1996/97 Salary Adjustments (Est.) Not Yet Allocated		-34,704
TOTAL INTERNATIONAL PROGRAMS		1.00	10,140
MARCHING BAND			
STAFF			
	Temporary Help		<u>26,522</u>
Total Staff			26,522
TOTAL MARCHING BAND			26,522
PROVOST			
MANAGEMENT			
Gonzalez, A.	Administrator IV	<u>1.00</u>	<u>126,276</u>
Total Management		1.00	126,276
STAFF			
Garrett, J.	Administrative Operations Analyst III	1.00	57,348
Hernandez, P.	Clerical Assistant IV	1.00	26,868
Watson, J.	Clerical Assistant IV	<u>1.00</u>	<u>29,040</u>
Total Staff		3.00	113,256
	1996/97 Salary Adjustments (Est.) Not Yet Allocated		-3,300
TOTAL OFFICE OF THE PROVOST		4.00	236,232
TRUSTEE PROFESSOR			
MANAGEMENT			
Haak, H.	Administrator IV	<u>1.00</u>	<u>76,716</u>

**1996/97 CALIFORNIA STATE UNIVERSITY, FRESNO
GENERAL FUND
PROJECTED SALARY UTILIZATION**

NAME		CLASS	TIMEBASE	ANNUALIZED SALARY RATE
		Temporary Help (Est.)		9,960
Total Management			1.00	86,676
TOTAL TRUSTEE PROFESSOR			1.00	86,676
UNIVERSITY LECTURE SERIES				
STAFF				
Trejo, R.		Clerical Assistant III	1.00	28,716
Total Staff			1.00	28,716
		1996/97 Salary Adjustments (Est.) Not Yet Allocated		-696
TOTAL UNIVERSITY LECTURE SERIES			1.00	28,020
TOTAL PROVOST			31.50	1,730,348
SUBTOTAL INSTRUCTION			800.72	49,535,806
ACADEMIC INNOVATION CENTER				
MANAGEMENT				
Forden, J.		Administrator III	1.00	74,544
Hart, R.		Administrator II	1.00	59,508
Threlkheld, R.		Administrator IV	1.00	94,056
Total Management			3.00	228,108
STAFF				
Bonander, J.		Instructional Computing Consultant II	1.00	47,388
Brown Jr., R.		Equipment Technician III, Electronic	1.00	45,012
Egan, C.		Media Production Specialist III	1.00	40,980
Feist, M.		Television Engineer	1.00	56,916
Freeman, A.		Administrative Operations Analyst III	1.00	53,004
Garvin, T.		Instructional Computing Consultant III	1.00	50,640
Haar, R.		Media Production Specialist II	1.00	37,356

**1996/97 CALIFORNIA STATE UNIVERSITY, FRESNO
GENERAL FUND
PROJECTED SALARY UTILIZATION**

NAME	CLASS	TIMEBASE	ANNUALIZED SALARY RATE
Holt, D.	Equipment Technician II, Electro-Mechanical	1.00	41,004
Major, S.	Clerical Assistant IV	1.00	31,056
Mills, R.	Equipment Technician III, Electronic	1.00	43,824
Quintero, J.	Clerical Assistant II	1.00	22,608
Rawn, J.	Clerical Assistant III	1.00	25,224
Reynolds, J.	Media Production Specialist II	1.00	36,024
Silva, D.	Instructional Computing Consultant II	1.00	39,312
Vaughn, J.	Equipment Technician II, Electronic	1.00	35,460
Vaughn-Dotta, R.	Photographer II	1.00	42,756
Zenteno, T.	Clerical Assistant IV	<u>1.00</u>	<u>29,844</u>
Total Staff		17.00	678,408
	1996/97 Salary Adjustments (Est.) Not Yet Allocated		-28,890
Total Academic Innovation Center		20.00	877,626
CATI (CALIFORNIA AGRICULTURAL TECHNOLOGY INSTITUTE)			
FACULTY			
Clary, C.	Grant Related Instructional Faculty - 12 mo.	1.00	52,668
Striegler, K.	Grant Related Instructional Faculty - 12 mo.	1.00	53,088
Zoldoske, D.	Grant Related Instructional Faculty - 12 mo.	<u>1.00</u>	<u>54,864</u>
Total Faculty		3.00	160,620
STAFF			
Alatorre, L.	Administrative Operations Analyst I	1.00	37,044
Chrisman, H.	Clerical Assistant IV	1.00	31,788
Deakin, D.	Assistant Budget Analyst	1.00	41,952
Ennen, J.	Administrative Operations Analyst I	1.00	43,968
Jorgensen, G.	Research Technician III	1.00	50,592
Naffziger, K.	Extended Education Specialist I	1.00	36,696
Oliphant, J.	Research Technician III	1.00	46,968
Wood, C.	Clerical Assistant IV	<u>1.00</u>	<u>31,968</u>
Total Staff		8.00	320,976

**1996/97 CALIFORNIA STATE UNIVERSITY, FRESNO
GENERAL FUND
PROJECTED SALARY UTILIZATION**

NAME	CLASS	TIMEBASE	ANNUALIZED SALARY RATE
	1996/97 Salary Adjustments (Est.) Not Yet Allocated		-13,680
TOTAL CATI		11.00	467,916
COLLEGE FARM			
MANAGEMENT			
Downing, B.	Administrator I	1.00	50,436
Ritenour, G.	Administrator III	<u>1.00</u>	<u>91,140</u>
Total Management		2.00	141,576
STAFF			
Actis, G.	Farm Laborer	1.00	23,136
Avial, D.	Instructional Support Assistant II	1.00	28,704
Carpenter, R.	Farm Maintenance Mechanic	1.00	42,900
Chavira, G.	Farm Laborer	1.00	24,660
Conrad, P.	Administrative Operations Analyst III	1.00	53,004
Deaver, J.	Livestock Technician II	1.00	39,660
Dietrich, K.	Farm Maintenance Mechanic	1.00	42,900
Favagrossa, L.	Instructional Support Technician III	1.00	43,836
Jones, D.	Livestock Technician II	1.00	39,660
Master, C.	Heavy Equipment Mechanic	1.00	41,196
Mosinski, M.	Instructional Support Technician II	1.00	41,004
Reyes, E.	Lead Automotive and Equipment Mechanic	1.00	42,144
Rickard, W.	Farm Maintenance Mechanic	1.00	42,900
Robinson, A.	Administrative Operations Analyst II	1.00	40,848
Salwasser, M.	Crop Technician I	1.00	36,180
Wheeler, B.	Farm Laborer	1.00	23,136
Wilson, A.	Clerical Assistant III	1.00	28,716
Wise, J.	Farm Maintenance Mechanic	1.00	42,900
Woodard, K.	Farm Laborer	<u>1.00</u>	<u>23,136</u>
	Temporary Help (Est.)		12,041
Total Staff		19.00	712,661
TOTAL COLLEGE FARM		21.00	854,237

1996/97 CALIFORNIA STATE UNIVERSITY, FRESNO
GENERAL FUND
PROJECTED SALARY UTILIZATION

NAME	CLASS	TIMEBASE	ANNUALIZED SALARY RATE
INFORMATION TECHNOLOGY SERVICES (ITS)			
MANAGEMENT			
Clausen, F.	Administrator III	1.00	68,448
Evenson, N.	Administrator I	1.00	48,588
Martin, D.	Administrator III	1.00	72,996
Morris, J.	Administrator III	1.00	97,968
Wynne, A.	Administrator II	<u>1.00</u>	<u>63,708</u>
Total Management		5.00	351,708
STAFF			
Abbott, G.	Instructional Computing Consultant III	1.00	56,760
Bagley, E.	Assistant Systems Software Specialist	1.00	40,476
Barbery, G.	Computer Operator	1.00	29,076
Barker, B.	Staff Systems Analyst	1.00	62,424
Chadwick, J.	Instructional Computing Consultant II	1.00	44,868
Charest, D.	Assistant Systems Analyst	1.00	26,628
Conway, C.	Associate Systems Analyst	1.00	50,700
DeLeon, S.	Data Control Technician	1.00	27,012
Douglas, A.	Computer Operator	1.00	26,688
Franklin, J.	Staff Systems Analyst	1.00	61,632
Gagne, T.	Administrative Operations Analyst I	1.00	37,044
Gaither, G.	Instructional Computing Consultant III	1.00	52,668
Garcia, Y.	Clerical Assistant II	1.00	22,128
Hancock, C.	Instructional Computing Consultant I	1.00	36,672
Hicks, P.	Equipment Technician III, Electronic	1.00	45,012
Howard, J.	Staff Systems Analyst	1.00	61,632
List, E.	Associate Systems Software Specialist	1.00	56,076
Martinez, L.	Equipment Technician II, Electronic	1.00	41,004
McVey, J.	Associate Systems Analyst	1.00	53,136
Michael, J.	Staff Systems Software Specialist	1.00	64,092
Mize, M.	Assistant Systems Software Specialist	1.00	43,212
Prieto, D.	Computer Operator	1.00	28,980
Primavera, J.	Administrative Operations Analyst I	1.00	35,988
Scherer, C.	Equipment Technician II, Electronic	1.00	39,924

**1996/97 CALIFORNIA STATE UNIVERSITY, FRESNO
GENERAL FUND
PROJECTED SALARY UTILIZATION**

NAME	CLASS	TIMEBASE	ANNUALIZED SALARY RATE
Torres, J.	Equipment Technician II, Electronic	1.00	41,004
Tucker, R.	Staff Systems Software Specialist	1.00	57,192
Villegas, R.	Senior Systems Software Specialist	1.00	65,916
Wielicki, A.	Associate Systems Analyst	1.00	50,700
Wing, S.	Computer Operator	1.00	29,076
Yzaguirre Jr., S.	Senior Computer Operator	<u>1.00</u>	<u>33,288</u>
	Temporary Help (Est.)		176,111
Total Staff		30.00	1,497,119
TOTAL INFORMATION TECHNOLOGY SERVICES (ITS)		35.00	1,848,827
INTENSIVE LEARNING EXPERIENCE (ILE)			
STAFF			
Hildreth, S.	Student Services Professional IV - 10 mo.	1.00	39,984
Rangel, I.	Clerical Assistant II	<u>0.50</u>	<u>12,792</u>
	Temporary Help (Est.)		141,672
Total Staff		1.50	194,448
TOTAL INTENSIVE LEARNING EXPERIENCE (ILE)		1.50	194,448
ISWS			
STAFF			
	Temporary Help		<u>163,492</u>
Total Staff			163,492
TOTAL ISWS			163,492
JOINT DOCTORAL PROGRAM			
STAFF			
Alabi, D.	Clerical Assistant II	1.00	22,572
RiveraPasilla, D.	Administrative Operations Analyst I	<u>1.00</u>	<u>34,452</u>

**1996/97 CALIFORNIA STATE UNIVERSITY, FRESNO
GENERAL FUND
PROJECTED SALARY UTILIZATION**

NAME	CLASS	TIMEBASE	ANNUALIZED SALARY RATE
	Temporary Help (Est.)		97,984
Total Staff		2.00	155,008
TOTAL JOINT DOCTORAL PROGRAM		2.00	155,008
LIBRARY SERVICES			
FACULTY			
Bochin, J.	Librarian - 10 Mo.	1.00	60,612
Fusich, M.	Librarian - 12 Mo.	1.00	49,044
Gade, C.	Librarian - 12 mo.	1.00	74,940
Goth, A.	Supervising Librarian - 12 mo.	1.00	74,940
Haffner, S.	Librarian - 12 mo.	1.00	73,224
Heinlen, W.	Librarian - 12 mo.	1.00	74,940
Hsu, M.	Librarian - 12 mo.	1.00	69,828
Kallenberg, R.	Librarian - 12 mo.	1.00	73,224
Labough, R.	Librarian - 12 mo.	1.00	59,172
Lacks, B.	Librarian - 12 mo.	1.00	74,940
Lau, T.	Librarian - 12 mo.	1.00	46,812
Majors, D.	Librarian - 12 mo.	1.00	69,828
Mitchell, C.	Librarian - 12 mo. (Sabbatical - Fall 1996)	1.00	66,600
Park, H.	Librarian - 12 mo.	1.00	73,224
Priebe Jr., P.	Librarian - 10 mo.	1.00	51,396
Richter, B.	Librarian - 10 mo.	1.00	63,528
Robles, K.	Librarian - 12 mo.	1.00	47,928
Smith, A.	Librarian - 12 mo.	1.00	50,232
Smith Jr., V.	Supervising Librarian - 10 mo.	1.00	65,004
Tillman, M.	Librarian - 12 mo.	1.00	50,232
Zitterkopf, M.	Librarian - 12 mo.	1.00	69,828
Total Faculty		21.00	1,339,476
MANAGEMENT			
Gorman, M.	Administrator IV	1.00	108,684
Goth, S.	Administrator III	1.00	85,884
Total Management		2.00	194,568

**1996/97 CALIFORNIA STATE UNIVERSITY, FRESNO
GENERAL FUND
PROJECTED SALARY UTILIZATION**

NAME	CLASS	TIMEBASE	ANNUALIZED SALARY RATE
STAFF			
Atwood, D.	Clerical Assistant II	1.00	22,128
Bancroft, J.	Graphic Artist II	1.00	38,964
Black, L.	Library Assistant II	1.00	33,792
Byrd, J.	Library Assistant I	1.00	26,868
Cates, S.	Library Assistant II	1.00	35,484
Cheek, L.	Library Assistant III	1.00	36,852
Church, S.	Clerical Assistant II	0.50	11,724
Clark, S.	Library Assistant II	1.00	30,036
Clark, L.	Library Assistant I	1.00	31,884
Coffey, J.	Library Assistant III	1.00	36,852
Cousineau, C.	Administrative Operations Analyst I	1.00	36,072
Delbon, C.	Library Assistant II	1.00	35,148
Dodd, C.	Library Assistant I	1.00	29,604
Estrada, O.	Library Assistant I	1.00	29,604
Ford, N.	Library Assistant I	1.00	27,132
Gibson, F.	Library Assistant I	1.00	29,604
Grogan, G.	Administrative Operations Analyst II	1.00	42,468
Hendrix, E.	Library Assistant I	1.00	29,604
Hernandez, J.	Library Assistant II	1.00	33,792
Hill, J.	Building Maintenance Worker	1.00	32,496
Hinman, B.	Equipment Technician I, Electronic	1.00	37,104
Hubbard, D.	Library Assistant II	1.00	33,792
Janzen, A.	Clerical Assistant II	1.00	23,532
Kennedy, V.	Clerical Assistant II	1.00	22,572
Lavigna, P.	Administrative Operations Analyst II	1.00	43,968
Logan, G.	Clerical Assistant II	1.00	25,584
Magana, J.	Library Assistant II	1.00	33,792
Mangini, S.	Administrative Operations Analyst I	1.00	33,396
Morgan, P.	Library Assistant II	1.00	33,792
Napier, V.	Clerical Assistant II	0.50	12,792
Nigg, N.	Library Assistant I	1.00	25,464
Olson, D.	Library Assistant I	0.50	14,802
Orr, S.	Clerical Assistant II	1.00	25,584

**1996/97 CALIFORNIA STATE UNIVERSITY, FRESNO
GENERAL FUND
PROJECTED SALARY UTILIZATION**

NAME	CLASS	TIMEBASE	ANNUALIZED SALARY RATE
Pena, M.	Library Assistant III	1.00	38,828
Pires, D.	Library Assistant III	1.00	34,044
Plaunt, C.	Library Assistant III	1.00	33,936
Renteria, C.	Accounting Technician I	0.75	21,807
Skeen, N.	Book Repairer II	1.00	29,664
Summers, B.	Library Assistant II	1.00	33,792
Takaragi, D.	Library Assistant I	1.00	27,720
Taylor, D.	Library Assistant III	1.00	36,852
Tempesta, J.	Library Assistant III	1.00	37,596
Todd, I.	Library Assistant III	1.00	36,852
Trevino, G.	Clerical Assistant III	1.00	28,716
Vann, S.	Clerical Assistant II	1.00	24,660
Velasquez, R.	Clerical Assistant II	1.00	22,128
Williams, C.	Library Assistant I	<u>1.00</u>	<u>29,604</u>
	Temporary Help (Est.)		94,658
Total Staff		45.25	1,527,139
TOTAL LIBRARY SERVICES		68.25	3,061,183
SUBTOTAL ACADEMIC SUPPORT		158.75	7,622,737
TOTAL INSTRUCTION/ACADEMIC SUPPORT		959.47	57,158,543
STUDENT SERVICES			
ENROLLMENT SERVICES			
ASSOCIATE VP OFFICE			
MANAGEMENT			
Marshall, J.	Administrator III	<u>1.00</u>	<u>87,300</u>
Total Management		1.00	87,300
STAFF			
Rodriquez, L.	Clerical Assistant IV	<u>1.00</u>	<u>26,868</u>

**1996/97 CALIFORNIA STATE UNIVERSITY, FRESNO
GENERAL FUND
PROJECTED SALARY UTILIZATION**

NAME	CLASS	TIMEBASE	ANNUALIZED SALARY RATE
	Temporary Help (Est.)		1,200
<i>Total Staff</i>		1.00	28,068
TOTAL ASSOCIATE VP OFFICE		2.00	115,368
ADMISSIONS/RECORDS/EVALUATIONS			
MANAGEMENT			
Beddall, C.	Administrator II	1.00	47,400
Escobedo, M.	Administrator III	<u>1.00</u>	<u>67,440</u>
<i>Total Management</i>		2.00	114,840
STAFF			
Andrews, P.	Evaluator I	1.00	33,636
Ayala, C.	Clerical Assistant IV	1.00	31,968
Banuelos, C.	Clerical Assistant IV	1.00	31,968
Barela, R.	Clerical Assistant III	1.00	26,880
Barner, C.	Clerical Assistant IV	1.00	29,304
Belmontez, R.	Clerical Assistant IV	1.00	31,968
Bennion, K.	Clerical Assistant II	1.00	25,584
Bjordahl, N.	Senior Systems Analyst	1.00	67,248
Bloch, S.	Associate Systems Analyst	1.00	56,076
Calderon, H.	Clerical Assistant III	1.00	28,068
Camarena, F.	Clerical Assistant III	1.00	29,292
Cerda, M.	Clerical Assistant III	1.00	26,880
Christensen, P.	Student Services Professional II - 12 mo.	1.00	40,392
Deaver, C.	Evaluator II	1.00	36,852
DeLeon, Y.	Administrative Operations Analyst II	1.00	44,844
Fortner, T.	Clerical Assistant IV	1.00	31,968
Gallagher, S.	Evaluator I	1.00	33,636
Gamboa, M.	Clerical Assistant III	1.00	23,928
Gonzalez, L.	Evaluator I	1.00	33,636
Hays, M.	Staff Systems Analyst	1.00	64,092

**1996/97 CALIFORNIA STATE UNIVERSITY, FRESNO
GENERAL FUND
PROJECTED SALARY UTILIZATION**

NAME	CLASS	TIMEBASE	ANNUALIZED SALARY RATE
Heuston, P.	Administrative Operations Analyst II	1.00	43,968
Hole, P.	Evaluator II	1.00	39,252
Huckabay, K.	Evaluator I	1.00	33,636
Jackson, J.	Clerical Assistant III	1.00	28,716
Jaurigue, J.	Clerical Assistant III	1.00	28,716
Juarez, T.	Clerical Assistant III	1.00	28,716
Kirkland, B.	Administrative Operations Analyst II	1.00	38,688
Lazalde-Herrer, L.	Clerical Assistant III	1.00	28,716
Lewis, R.	Clerical Assistant III	1.00	25,788
Lindau	Assistant Systems Analyst	1.00	46,536
Mills, D.	Administrative Operations Analyst I	1.00	36,792
Mireles, M.	Clerical Assistant III	1.00	28,056
Morrison, C.	Student Services Professional II - 12 mo.	1.00	40,392
Munoz, B.	Clerical Assistant III	1.00	26,880
Negrete, C.	Clerical Assistant II	1.00	25,584
Newton, R.	Clerical Assistant III	1.00	28,716
Odums, C.	Evaluator I	1.00	30,720
Olivarez, M.	Clerical Assistant III	1.00	28,716
Olivas, M.	Clerical Assistant II	1.00	25,788
Perry, A.	Administrative Operations Analyst II	1.00	43,968
Pettice, P.	Clerical Assistant III	1.00	28,056
Rodriguez, E.	Evaluator I	1.00	33,636
Rude, D.	Clerical Assistant III	1.00	26,232
Ruiz, R.	Clerical Assistant III	1.00	28,056
Snachez, S.	Clerical Assistant II	1.00	22,128
Shears, M.	Clerical Assistant III	1.00	28,056
Silva, R.	Clerical Assistant III	1.00	28,716
Smith, J.	Clerical Assistant III	1.00	28,716
Stock, R.	Student Services Professional III - 12 mo.	1.00	44,064
Thorp, D.	Clerical Assistant II	1.00	21,696
White, L.	Power Keyboard Operator	1.00	27,648
Willis, J.	Clerical Assistant IV	<u>1.00</u>	<u>31,968</u>
	Temporary Help (Est.)		47,196
Total Staff		52.00	1,782,732

**1996/97 CALIFORNIA STATE UNIVERSITY, FRESNO
GENERAL FUND
PROJECTED SALARY UTILIZATION**

NAME	CLASS	TIMEBASE	ANNUALIZED SALARY RATE
TOTAL ADMISSIONS/RECORDS/EVALUATIONS		54.00	1,897,572
 FINANCIAL AID			
 MANAGEMENT			
Heuston Jr., J.	Administrator III	1.00	86,076
Total Management		1.00	86,076
 STAFF			
Adame, M.	Clerical Assistant III	1.00	28,716
Caldwell, T.	Administrative Operations Analyst III	1.00	54,696
Clark, E.	Student Services Professional I - 12 mo.	1.00	35,508
Cullers, C.	Clerical Assistant II	1.00	22,128
Dann, M.	Administrative Operations Analyst II	1.00	44,844
Dong, L.	Student Personnel Technician, Financial Aid	1.00	33,636
Duba, A.	Student Personnel Technician, Financial Aid	0.75	25,227
Elder, M.	Programmer II	1.00	46,128
Ford, A.	Clerical Assistant II	1.00	25,584
Hayes, S.	Clerical Assistant II	1.00	21,312
Hernandez, M.	Administrative Operations Analyst III	1.00	52,632
Howe, W.	Student Services Professional II - 12 mo.	1.00	44,064
Lord, M.	Administrative Operations Analyst III	1.00	53,664
Mata, C.	Student Personnel Technician, Financial Aid	1.00	33,636
McDaniel, C.	Associate Systems Analyst	1.00	55,668
Mejorado, I.	Student Services Professional II - 12 mo.	1.00	44,064
Moreno, R.	Student Personnel Technician, Financial Aid	1.00	36,024
Morgan, A.	Student Personnel Technician, Financial Aid	0.50	16,818
Okumoto, J.	Clerical Assistant IV	1.00	31,968
Paul Jr., J.	Student Services Professional II - 12 mo.	1.00	44,064
Rodriguez, S.	Clerical Assistant II	1.00	25,584
Tamura, L.	Student Services Professional II - 12 mo.	1.00	40,392
Wyatt, N.	Student Personnel Technician, Financial Aid	1.00	30,720
Yang, F.	Programmer II	1.00	39,312
Temporary Help (est.)		84	84,843

**1996/97 CALIFORNIA STATE UNIVERSITY, FRESNO
GENERAL FUND
PROJECTED SALARY UTILIZATION**

NAME	CLASS	TIMEBASE	ANNUALIZED SALARY RATE
Total Staff		23.25	971,232
TOTAL FINANCIAL AID		24.25	1,057,308
TESTING			
STAFF			
Dabanian, E.	Clerical Assistant IV	1.00	24,240
Greenspan, N.	Student Services Professional I	0.50	14,304
Statham, M.	Student Services Professional IV - 12 mo.	1.00	50,292
Stock, W.	Student Services Professional, Acad. Related III - 12 mo.	<u>1.00</u>	<u>62,604</u>
Total Staff		3.50	151,440
1996/97 Salary Adjustments (Est.) Not Yet Allocated			-14,304
TOTAL TESTING		3.50	137,136
UNIVERSITY OUTREACH SERVICES			
MANAGEMENT			
Pena, F.	Administrator II	<u>1.00</u>	<u>64,248</u>
Total Management		1.00	64,248
STAFF			
Chavez, D.	Student Services Professional III - 10 mo.	1.00	36,720
Douglas, E.	Programmer II	1.00	39,312
Hernandez, M.	Clerical Assistant IV	1.00	31,968
Lynam, W.	Administrative Operations Analyst III	1.00	54,060
Shelton, E.	Student Services Professional IV - 12 mo.	<u>1.00</u>	<u>50,292</u>
Temporary Help (Est.)			42,060
Total Staff		5.00	254,412
TOTAL OUTREACH SERVICES		6.00	318,660

**1996/97 CALIFORNIA STATE UNIVERSITY, FRESNO
GENERAL FUND
PROJECTED SALARY UTILIZATION**

NAME	CLASS	TIMEBASE	ANNUALIZED SALARY RATE
STUDENT AFFIRMATIVE ACTION			
STAFF			
Garcia, D.	Student Services Professional III - 12 mo.	1.00	44,064
Maldonado, L.	Student Services Professional II - 12 mo.	1.00	40,392
Ochoa, J.	Clerical Assistant II	1.00	25,584
Ramirez, R.	Student Services Professional III - 12 mo.	1.00	44,064
Watkin, S.	Student Services Professional III - 12 mo.	<u>1.00</u>	<u>43,068</u>
Total Staff		5.00	197,172
	1996/97 Salary Adjustments (Est.) Not Yet Allocated		-8,988
TOTAL AFFIRMATIVE ACTION		5.00	188,184
TOTAL ENROLLMENT SERVICES		94.75	3,714,228
STUDENT AFFAIRS			
OFFICE OF THE DEAN			
MANAGEMENT			
Hernandez, R.	Administrator III	1.00	69,516
Sakaki, J.	Administrator IV	<u>1.00</u>	<u>103,008</u>
Total Management		2.00	172,524
STAFF			
Corcoran, W.	Student Services Professional III, Acad. Related - 12 mo.	1.00	82,560
Galvan, A.	Senior Secretary	1.00	32,604
Stephens, L.	Administrative Operations Analyst II	<u>1.00</u>	<u>44,844</u>
Total Staff		3.00	160,008
	1996/97 Salary Adjustments (Est.) Not Yet Allocated		-19,266
TOTAL OFFICE OF THE DEAN		5.00	313,266

**1996/97 CALIFORNIA STATE UNIVERSITY, FRESNO
GENERAL FUND
PROJECTED SALARY UTILIZATION**

NAME	CLASS	TIMEBASE	ANNUALIZED SALARY RATE
ADVISING			
MANAGEMENT			
Arndt, J.	Administrator III	1.00	80,832
Total Management		1.00	80,832
STAFF			
Benedict, B.	Student Services Professional III - 12 mo.	1.00	44,064
Hall, D.	Secretary	1.00	29,652
Pierce, W.	Student Services Professional IV - 12 mo.	1.00	50,292
Total Staff		3.00	124,008
	1996/97 Salary Adjustments (Est.) Not Yet Allocated		-7,296
TOTAL ADVISING		4.00	197,544
CAREER DEVELOPMENT			
MANAGEMENT			
Bireline, A.	Administrator III	1.00	66,768
Williams, C.	Administrator II	1.00	54,576
Total Management		2.00	121,344
STAFF			
Andrade, A.	Student Services Professional III - 12 mo.	1.00	44,064
Deruosi, P.	Student Services Professional IV - 12 mo.	1.00	51,480
Dille, D.	Student Services Professional III - 12 mo.	1.00	42,060
Galvan, M.	Clerical Assistant II	1.00	25,584
Hardamon, L.	Graphics Specialist II	1.00	30,576
Hellenas, V.	Student Services Professional III - 12 mo.	1.00	44,064
Madrigal, P.	Clerical Assistant II	1.00	25,584
Roby, S.	Clerical Assistant II	1.00	22,572
Wolfe, A.	Student Services Professional III - 12 mo.	1.00	44,064
	Temporary Help (Est.)		13,572
Total Staff		9.00	343,620
TOTAL CAREER DEVELOPMENT		11.00	464,964

**1996/97 CALIFORNIA STATE UNIVERSITY, FRESNO
GENERAL FUND
PROJECTED SALARY UTILIZATION**

NAME	CLASS	TIMEBASE	ANNUALIZED SALARY RATE
DISABLED STUDENTS			
MANAGEMENT			
Lundal, R.	Administrator II	1.00	59,376
Total Management		1.00	59,376
STAFF			
Blore, P.	Student Services Professional III - 12 mo.	1.00	44,064
Saiz, L.	Clerical Assistant IV	1.00	32,424
Saludes, R.	Student Services Professional III - 12 mo.	1.00	44,064
Wright, J.	Clerical Assistant II	1.00	22,164
	Temporary Help (Est.)		388
Total Staff		4.00	143,104
TOTAL DISABLED STUDENTS		5.00	202,480
EOP			
MANAGEMENT			
McDonald, M.	Administrator III	1.00	59,460
Total Management		1.00	59,460
STAFF			
Bellow, C.	Clerical Assistant II	0.75	19,188
Bishop, P.	Student Services Professional III - 12 mo.	1.00	44,064
Byrd, W.	Student Services Professional III - 12 mo.	1.00	44,064
Cantu, V.	Clerical Assistant III	1.00	28,716
Contreras, L.	Student Services Professional III - 12 mo.	1.00	44,064
Cordova, R.	Clerical Assistant III	1.00	28,716
Ellis, C.	Administrative Operations Analyst I	1.00	37,044
Garduque, T.	Student Services Professional III - 12 mo.	1.00	44,064
Griesser, N.	Student Services Professional III - 12 mo.	1.00	40,164
Olivares, V.	Student Services Professional III - 12 mo.	1.00	44,064
Perez, I.	Student Services Professional II - 12 mo.	1.00	35,184

**1996/97 CALIFORNIA STATE UNIVERSITY, FRESNO
GENERAL FUND
PROJECTED SALARY UTILIZATION**

NAME	CLASS	TIMEBASE	ANNUALIZED SALARY RATE
Provencio, M.	Student Services Professional II - 12 mo.	<u>1.00</u>	<u>40,392</u>
	Temporary Help (Est.)		56,210
Total Staff		11.75	505,934
TOTAL EOP		12.75	565,394
INTERNATIONAL STUDENTS			
MANAGEMENT			
Munshower, C.	Administrator III	<u>1.00</u>	<u>66,180</u>
Total Management		1.00	66,180
STAFF			
Jacques, S.	Administrative Operations Analyst III	1.00	53,004
Nunez, M.	Student Services Professional III - 12 mo.	1.00	44,064
Smith, S.	Student Services Professional III - 12 mo.	<u>1.00</u>	<u>44,064</u>
Total Staff		3.00	141,132
	1996/97 Salary Adjustments (Est.) Not Yet Allocated		-12,443
TOTAL INTERNATIONAL STUDENTS		4.00	194,869
LEARNING RESOURCE CENTER			
MANAGEMENT			
Snee, C.	Administrator II	<u>1.00</u>	<u>47,688</u>
Total Management		1.00	47,688
STAFF			
Gaxiola, T.	Student Services Professional III - 12 mo.	1.00	44,064
Morgutia, I.	Clerical Assistant II	<u>1.00</u>	<u>25,584</u>
Total Staff		2.00	69,648
	1996/97 Salary Adjustments (Est.) Not Yet Allocated		-3,636
TOTAL LEARNING RESOURCE CENTER		3.00	113,700

**1996/97 CALIFORNIA STATE UNIVERSITY, FRESNO
GENERAL FUND
PROJECTED SALARY UTILIZATION**

NAME	CLASS	TIMEBASE	ANNUALIZED SALARY RATE
ORIENTATION			
STAFF			
Trupp, D.	Clerical Assistant II	<u>1.00</u>	<u>24,000</u>
	Total Staff	1.00	24,000
	1996/97 Salary Adjustments (Est.) Not Yet Allocated		-576
TOTAL ORIENTATION		1.00	23,424
RE-ENTRY			
STAFF			
Cisneros, A.	Student Services Professional IV - 12 mo.	1.00	50,292
Marzette, D.	Student Services Professional I - 12 mo.	1.00	30,960
Redfield, P.	Student Services Professional III - 12 mo.	1.00	44,064
Todd, S.	Student Services Professional III - 12 mo.	<u>1.00</u>	<u>44,064</u>
	Temporary Help (Est.)		8,929
	Total Staff	4.00	178,309
TOTAL RE-ENTRY		4.00	178,309
STUDENT HEALTH & COUNSELING			
MANAGEMENT			
Haugen, L.	Administrator II	1.00	56,028
Paull, R.	Administrator IV	1.00	110,856
Simonson, D.	Administrator II	<u>1.00</u>	<u>51,780</u>
Total Management		3.00	218,664
STAFF			
Fu, J.	Student Services Professional, Acad. Related II-AY	1.00	41,472
Gechter, G.	Student Services Professional, Acad. Related III	1.00	51,840
Jackson, P.	LVN	1.00	28,224
McAlister, B.	Student Services Professional, Acad. Related I-AY	1.00	38,304
Perry, W.	Student Services Professional, Acad. Related III	1.00	59,688

**1996/97 CALIFORNIA STATE UNIVERSITY, FRESNO
GENERAL FUND
PROJECTED SALARY UTILIZATION**

NAME	CLASS	TIMEBASE	ANNUALIZED SALARY RATE
Rangel, J.	Student Services Professional, Acad. Related III	0.80	41,472
Serrano, K.	Clerical Assistant II	<u>1.00</u>	<u>22,572</u>
	Temporary Help (Est.)		103,830
Total Staff		6.80	387,402
TOTAL STUDENT HEALTH & COUNSELING		9.80	606,066
STUDENT LIFE			
MANAGEMENT			
Boyle, T.	Administrator III	<u>1.00</u>	<u>84,228</u>
Total Management		1.00	84,228
STAFF			
Howard, K.	Student Services Professional, Acad. Related II-12 mo.	1.00	54,912
Johnson, S.	Clerical Assistant III	1.00	28,716
Moore, F.	Student Services Professional III - 12 mo.	1.00	44,064
Nelson, G.	Student Services Professional III - 12 mo.	1.00	44,064
Olgin Jr., M.	Student Services Professional IV - 12 mo.	1.00	50,292
Valverde, V.	Student Services Professional III - 12 mo.	<u>1.00</u>	<u>44,064</u>
Total Staff		6.00	266,112
	1996/97 Salary Adjustments (Est.) Not Yet Allocated		-11,448
TOTAL STUDENT LIFE		7.00	338,892
UNIVERSITY MIGRANT SERVICES			
STAFF			
Moreno, R.	Student Services Professional IV - 12 mo.	1.00	47,976
Pickett, B.	Student Services Professional III - 12 mo.	<u>1.00</u>	<u>44,064</u>
	Temporary Help (Est.)		22,548
Total Staff		2.00	114,588
TOTAL UNIVERSITY MIGRANT SERVICES		2.00	114,588

**1996/97 CALIFORNIA STATE UNIVERSITY, FRESNO
GENERAL FUND
PROJECTED SALARY UTILIZATION**

NAME	CLASS	TIMEBASE	ANNUALIZED SALARY RATE
WOMEN'S RESOURCE CENTER			
STAFF			
Kearns, T.	Student Services Professional II - 12 mo.	1.00	40,392
Oputa, F.	Student Services Professional II - 12 mo.	<u>0.50</u>	<u>20,196</u>
	Temporary Help (Est.)		22,728
Total Staff		1.50	83,316
TOTAL WOMEN'S RESOURCE CENTER		1.50	83,316
TOTAL STUDENT AFFAIRS		70.05	3,396,812
TOTAL STUDENT SERVICES		164.80	7,111,040
COMMUNICATION			
STAFF			
Ailes, K.	Telephone Operator	1.00	20,952
Johnson, J.	Clerical Assistant IV	1.00	29,304
Makar, E.	Clerical Assistant III	1.00	28,573
Scherer, S.	Equipment Technician II, Electronic	<u>1.00</u>	<u>44,760</u>
	Temporary Help (Est.)		200,420
Total Staff		4.00	324,009
TOTAL COMMUNICATION		4.00	324,009
TOTAL ACADEMIC AFFAIRS		1128.27	64,593,592

1996/97 CALIFORNIA STATE UNIVERSITY, FRESNO
GENERAL FUND - ADMINISTRATIVE SERVICES
POSITION/SALARY/OPERATING EXPENSE ALLOCATION SUMMARY

SCHOOL/DEPARTMENT	TOTAL POSITIONS	Faculty	Staff	Management	Salaries	Operating Expenses & Equipment	TOTAL BUDGET
ADMINISTRATIVE SERVICES							
VP Administration							
Office of the Vice President	6.00		4.00	2.00	\$347,904	\$509,411	\$857,315
Transfer from Human Resources						-281,433	-281,433
Transfer from Central Management						-11,684	-11,684
Office of the Vice President	6.00		4.00	2.00	\$347,904	\$216,294	\$564,198
Financial Management							
Accounting Services	17.50		13.50	4.00	\$722,868	\$49,532	\$772,400
Controller						45,194	45,194
Payroll	7.00		6.00	1.00	254,524	5,276	259,800
Procurement	11.00		10.00	1.00	393,264		393,264
Shipping & Receiving	6.00		5.00	1.00	230,616		230,616
Student Aid Accounting	10.00		8.00	2.00	309,984		309,984
Financial Management	51.50		42.50	9.00	\$1,911,256	\$100,002	\$2,011,258
Public Safety							
Police	22.50		19.50	3.00	\$991,620	\$35,288	\$1,026,908
Environmental Health and Safety	3.00		3.00		134,796	159,157	293,953
Public Safety	25.50		22.50	3.00	\$1,126,416	\$194,445	\$1,320,861
Total - VP Administration	83.00		69.00	14.00	\$3,385,576	\$510,741	\$3,896,317
Plant Operations							
Facilities Planning	3.00		2.00	1.00	\$185,088	\$8,800	\$193,888
Plant Operations	104.00		97.00	7.00	3,555,936	1,321,706	4,877,642
Utilities	1.00			1.00	59,508	3,479,288	3,538,796
Total - Plant Operations	108.00		99.00	9.00	\$3,800,532	\$4,809,794	\$8,610,326
Human Resources							
Human Resources Administration	5.00		2.00	3.00	\$264,822	\$37,329	\$302,151
Personnel	6.00		2.00	4.00	380,177	30,700	410,877
Benefits	2.00		2.00		78,372	11,500	89,872
Employees Assistance Program	2.00		1.00	1.00	97,176	5,500	102,676
Faculty Affirmative Action						61,261	
Disabled Employees						12,332	
Transfer to VP Administration						281,433	281,433
Total - Human Resources	15.00	93	7.00	8.00	\$820,547	\$440,055	\$1,260,602
TOTAL ADMINISTRATIVE SERVICES	206.00		175.00	31.00	\$8,006,655	\$5,760,590	\$13,767,245

**1996/97 CALIFORNIA STATE UNIVERSITY, FRESNO
GENERAL FUND
PROJECTED SALARY UTILIZATION**

NAME	CLASS	TIMEBASE	ANNUALIZED SALARY RATE
<u>ADMINISTRATIVE SERVICES</u>			
VICE PRESIDENT FOR ADMINISTRATION			
OFFICE OF THE VICE PRESIDENT			
MANAGEMENT			
Quillian Jr., B.	Administrator IV	1.00	117,396
Katz, S.	Administrator III	1.00	87,000
Total Management		2.00	204,396
STAFF			
Collins, J.	Administrative Operations Analyst II	1.00	45,816
Malvestuto, B.	Clerical Assistant III	1.00	26,664
Tift, P.	Administrative Operations Analyst III	1.00	51,156
Watson, C.	Administrative Operations Analyst I	1.00	32,040
Total Staff		4.00	155,676
	1996/97 Salary Adjustments (Est.) Not Yet Allocated		-12,168
TOTAL OFFICE OF THE VICE PRESIDENT		6.00	347,904
FINANCIAL MANAGEMENT			
ACCOUNTING SERVICES			
MANAGEMENT			
Livezey, D.	Administrator II	1.00	56,208
Ramirez, J.	Administrator II	1.00	49,476
Trytten, A.	Administrator II	1.00	44,844
Vega, R.	Administrator III	1.00	84,756
Total Management		4.00	235,284
STAFF			
Burger, C.	Accounting Technician III	1.00	34,356
Cheney, R.	Accounting Clerk	0.50	12,480
Flowers, F.	Accounting Technician II	1.00	31,884
Hakker, N.	Accounting Technician II	1.00	31,884

**1996/97 CALIFORNIA STATE UNIVERSITY, FRESNO
GENERAL FUND
PROJECTED SALARY UTILIZATION**

NAME	CLASS	TIMEBASE	ANNUALIZED SALARY RATE
Huizar, L.	Senior Accounting Clerk I	1.00	31,284
Khan, A.	Accountant I	1.00	35,736
Lindal, S.	Accounting Technician III	1.00	34,356
Martinez, M.	Accounting Technician III	1.00	35,736
Matsumura, D.	Accounting Clerk	1.00	24,960
Mercado, R.	Accounting Technician II	1.00	34,356
Rodriguez-Alva, C.	Administrative Operations Analyst I	1.00	36,072
Ross-Urata, K.	Accounting Technician II	1.00	33,660
Shackleton, M.	Accounting Technician II	1.00	32,628
Simon, J.	Accounting Technician II	<u>1.00</u>	<u>27,468</u>
	Temporary Help (Est.)		50,724
Total Staff		13.50	487,584
TOTAL ACCOUNTING SERVICES		17.50	722,868
PAYROLL			
MANAGEMENT			
Vaquilar, S.	Administrator II	<u>1.00</u>	<u>64,296</u>
Total Management		1.00	64,296
STAFF			
Aston, L.	Payroll Technician II	1.00	30,432
Johnson, J.	Payroll Technician III	1.00	37,416
Kinchen, L.	Administrative Operations Analyst III	1.00	53,004
Olvera, A.	Payroll Technician I	1.00	26,868
Papion, C.	Payroll Technician II	1.00	32,592
Thakur, R.	Clerical Assistant II	<u>1.00</u>	<u>25,584</u>
Total Staff		6.00	205,896
	1996/97 Salary Adjustments (Est.) Not Yet Allocated		-15,668
TOTAL PAYROLL		7.00	254,524

**1996/97 CALIFORNIA STATE UNIVERSITY, FRESNO
GENERAL FUND
PROJECTED SALARY UTILIZATION**

NAME	CLASS	TIMEBASE	ANNUALIZED SALARY RATE
PROCUREMENT			
MANAGEMENT			
Green, D.	Administrator II	1.00	62,496
Total Management		1.00	62,496
STAFF			
Athans, C.	Buyer III	1.00	38,268
Hernandez, J.	Property Clerk II	1.00	31,272
Hutchens, K.	Clerical Assistant III	1.00	26,880
Keane, R.	Clerical Assistant III	1.00	28,056
Montanye, M.	Clerical Assistant II	1.00	29,928
Phillips, M.	Buyer III	1.00	43,452
Sanders, J.	Buyer III	1.00	39,504
Simonian, S.	Mail Clerk	1.00	26,160
Welch, J.	Clerical Assistant II	1.00	25,584
Yamanaka, J.	Clerical Assistant IV	1.00	31,968
	Temporary Help (Est.)		9,696
Total Staff		10.00	330,768
TOTAL PROCUREMENT		11.00	393,264
SHIPPING & RECEIVING			
MANAGEMENT			
Farris, D.	Administrator I	1.00	37,596
Total Management		1.00	37,596
STAFF			
Burks, R.	Warehouse Worker	1.00	29,640
Gutierrez, L.	Shipping and Receiving Assistant I	1.00	29,340
Pawlowski, J.	Warehouse Worker	1.00	29,640
Rough, E.	Mail Supervisor I	1.00	29,124
Sierras Jr., F.	Warehouse Worker	1.00	28,488

**1996/97 CALIFORNIA STATE UNIVERSITY, FRESNO
GENERAL FUND
PROJECTED SALARY UTILIZATION**

NAME	CLASS	TIMEBASE	ANNUALIZED SALARY RATE
	Temporary Help (Est.)		46,788
<i>Total Staff</i>		5.00	193,020
TOTAL SHIPPING & RECEIVING		6.00	230,616
STUDENT AID ACCOUNTING			
MANAGEMENT			
Klein, J.	Administrator II	1.00	64,008
Loo, J.	Administrator II	<u>1.00</u>	<u>46,980</u>
<i>Total Management</i>		2.00	110,988
STAFF			
Gideon, B.	Clerical Assistant II	1.00	25,584
Harris, E.	Student Personnel Technician, Financial Aid	1.00	33,636
Martinez, J.	Student Personnel Technician, Financial Aid	1.00	33,636
Mejia, M.	Student Personnel Technician, Financial Aid	1.00	33,636
Paley, A.	Accounting Clerk	1.00	24,960
Reyna-Navarro, C.	Student Personnel Technician, Financial Aid	1.00	33,636
Sprecher, J.	Accounting Technician II	1.00	32,628
Staton, S.	Accounting Clerk	<u>1.00</u>	<u>24,960</u>
<i>Total Staff</i>		8.00	242,676
	1996/97 Salary Adjustments (Est.) Not Yet Allocated		-43,680
TOTAL STUDENT AID ACCOUNTING		10.00	309,984
TOTAL FINANCIAL MANAGEMENT		51.50	1,911,256
PUBLIC SAFETY			
POLICE			
MANAGEMENT			
Bekmanis, G.	Administrator II	1.00	54,840
King, S.	Administrator II	1.00	64,740

**1996/97 CALIFORNIA STATE UNIVERSITY, FRESNO
GENERAL FUND
PROJECTED SALARY UTILIZATION**

NAME	CLASS	TIMEBASE	ANNUALIZED SALARY RATE
Shell Jr., W.	Administrator III	<u>1.00</u>	80,844
Total Management		3.00	200,424
STAFF			
Canales-Shrum, G.	Sergeant	1.00	44,340
Combs, M.	Public Safety Dispatcher	1.00	26,880
Curwick, J.	Public Safety Dispatcher	1.00	25,776
Grimes, J.	Police Officer	1.00	33,444
Herring, J.	Police Officer	1.00	41,088
Horsford, D.	Corporal	1.00	42,180
Jensen, D.	Corporal	1.00	44,148
Jones, T.	Campus Guard	0.50	14,592
Kelsey, J.	Public Safety Dispatcher	1.00	29,856
Marzette, R.	Payroll Technician II	1.00	32,400
Mendoza, R.	Police Officer	1.00	41,088
Mighaccio, P.	Clerical Assistant III	0.50	14,358
Richardson, J.	Sergeant	1.00	40,464
Santos, I.	Public Safety Dispatcher	1.00	24,720
Scruggs, J.	Clerical Assistant II	1.00	25,584
Silva, S.	Sergeant	1.00	46,416
Snow, R.	Sergeant	1.00	46,416
Veen, V.	Administrative Operations Analyst II	1.00	43,308
Vu, K.	Police Officer	0.50	16,722
Washington, G.	Corporal	1.00	43,152
Zamora, M.	Police Officer	<u>1.00</u>	<u>34,212</u>
	Temporary Help (Est.)		80,052
Total Staff		19.50	791,196
TOTAL POLICE		22.50	991,620
ENVIRONMENTAL HEALTH			
STAFF			
Avedisian, R.	Radiation Safety Officer	1.00	50,424

**1996/97 CALIFORNIA STATE UNIVERSITY, FRESNO
GENERAL FUND
PROJECTED SALARY UTILIZATION**

NAME	CLASS	TIMEBASE	ANNUALIZED SALARY RATE
Daughtry, E.	Equipment Tech I	1.00	31,728
Schotke, W.	Plumber I	<u>1.00</u>	<u>42,576</u>
	Temporary Help (Est.)		10,068
Total Staff		3.00	134,796
TOTAL ENVIRONMENTAL HEALTH		3.00	134,796
TOTAL PUBLIC SAFETY		25.50	1,126,416
TOTAL VP ADMINISTRATION		83.00	3,385,576
PLANT OPERATIONS			
FACILITIES PLANNING			
MANAGEMENT			
AdishianAstone, D.	Administrator II	<u>1.00</u>	<u>68,388</u>
Total Management		1.00	68,388
STAFF			
Branam, S.	Administrative Operations Analyst I	1.00	39,264
Rodriguez, N.	Clerical Assistant III	<u>1.00</u>	<u>28,716</u>
	Temporary Help (Est.)		48,720
Total Staff		2.00	116,700
TOTAL FACILITIES PLANNING		3.00	185,088
PLANT OPERATIONS			
MANAGEMENT			
Boyd, R.	Administrator III	1.00	80,616
Castro, J	Administrator I	1.00	41,892
Cuneo, M.	Administrator II	1.00	48,936
Jones, F.	Administrator I	1.00	29,016
Lawson, D.	Administrator II	1.00	46,992

**1996/97 CALIFORNIA STATE UNIVERSITY, FRESNO
GENERAL FUND
PROJECTED SALARY UTILIZATION**

NAME	CLASS	TIMEBASE	ANNUALIZED SALARY RATE
Miller, R.	Administrator II	1.00	45,996
Rodriguez, J.	Administrator I	1.00	30,648
Total Management		7.00	324,096
STAFF			
Ambriz, A.	Operating Engineer	1.00	39,876
Anderson, S.	Maintenance Mechanic	1.00	41,244
Armendariz, P.	Maintenance Mechanic	1.00	41,244
Avery, B.	Custodian	0.50	12,396
Avina, L.	Skilled Laborer	1.00	33,612
Bailey, A.	Lead Custodian	1.00	26,748
Ballesteros, E.	Custodian	1.00	24,792
Berg, T.	Custodian	0.50	12,396
Bernal, A.	Custodian	1.00	25,788
Bustinza, A.	Lead Custodian	1.00	26,748
Bustos, C.	Custodian	1.00	25,788
Cabral, H.	Custodian	1.00	24,792
Caudillo, S.	Operating Engineer	1.00	39,876
Cisneros, S.	Building Maintenance Worker	1.00	33,612
Coberly, R.	Carpenter II	1.00	42,612
Contreras, J.A.	Custodian	1.00	21,000
Contreras, J.L.	Custodian	1.00	25,788
Cooley, W.	Custodian	1.00	24,792
Crow, A.	Plumber II	1.00	42,612
Cruz, R.	Custodian	1.00	24,792
Davis, J.	Custodian	1.00	24,792
Diaz, I.	Custodian	1.00	24,792
Dunkins, R.	Custodian	1.00	21,000
Eidsness, G.	Refrigeration Mechanic	1.00	46,836
Eledge, B.	Custodian	1.00	25,788
Flores, P.	Lead Custodian	1.00	26,748
Fontes, J.	Custodian	1.00	24,792
Forbes, L.	Planner/Estimator/Scheduler	1.00	41,952
Ford, J.	Locksmith II	1.00	44,256

**1996/97 CALIFORNIA STATE UNIVERSITY, FRESNO
GENERAL FUND
PROJECTED SALARY UTILIZATION**

NAME	CLASS	TIMEBASE	ANNUALIZED SALARY RATE
Garcia, C.	Nursery Technician II	1.00	36,180
Gazaway, C.	Groundsworker	1.00	26,316
Gomez, R.	Custodian	1.00	24,792
Gonzales, F.	Building Maintenance Worker	1.00	33,180
Green, R.	Operating Engineer	1.00	39,876
Hamamoto, Y.	Instructional Support Technician III	1.00	47,472
Harris, S.	Electrician I	0.50	21,288
Haupt, M.	Lead Custodian	1.00	26,748
Heard, W.	Custodian	1.00	24,792
Hernandez	Skilled Laborer	1.00	33,180
Jackson, A.	Operating Engineer	1.00	39,876
Johnson, S.	Custodian	1.00	24,792
Johnston, D.	Custodian	1.00	24,792
Jones, L.	Custodian	1.00	21,000
Keeton, G.	Building Service Engineer	1.00	42,384
Kight, C.	Electrician II	0.50	22,494
Kingen, C.	Custodian	1.00	25,788
Knapp, R.	Refrigeration Mechanic	1.00	45,348
Kulow, A.	Maintenance Mechanic	1.00	41,244
Lancaster, N.	Custodian	1.00	24,792
Laney, C.	Gardener	1.00	31,788
Lara, A.	Light Automotive Equipment Operator	1.00	30,984
Lara, Y.	Custodian	1.00	22,320
Leonard, L.	Maintenance Mechanic	1.00	41,244
Llewellyn, C.	Custodian	1.00	22,320
Lopez, E.	Custodian	1.00	24,792
Lopez, S.	Custodian	1.00	24,792
Macias, J.	Custodian	1.00	24,792
Madrigal, M.	Custodian	1.00	24,792
Mark, R.	Gardener	1.00	31,788
Markham, C.	Materials Fabrication Specialist	1.00	46,464
Martinez, V.	Skilled Laborer	1.00	33,948
Maurer, L.	Lead Groundsworker	1.00	33,612
McPeters, O.	Custodian	1.00	24,792

**1996/97 CALIFORNIA STATE UNIVERSITY, FRESNO
GENERAL FUND
PROJECTED SALARY UTILIZATION**

NAME	CLASS	TIMEBASE	ANNUALIZED SALARY RATE
Melendez, A.	Custodian	1.00	21,000
Mendoza, J.	Locksmith I	1.00	40,248
Metzger, R.	Plumber I	1.00	43,344
Moore, J.	Custodian	1.00	24,792
Munoz, R.	Administrative Operations Analyst II	1.00	43,968
Nungaray, M.	Irrigation Specialist	1.00	31,788
Nuno, S.	Skilled Laborer	1.00	34,392
Ornelas, J.	Custodian	1.00	24,792
Ortega, A.	Administrative Operations Analyst II	1.00	34,476
Peralta, I.	Custodian	1.00	24,792
Perez, J.	Custodian	1.00	24,792
Pettit, L.	Lead Groundswoker	1.00	34,944
Phillips, L.	Carpenter I	1.00	40,236
Pinerda, R.	Custodian	1.00	24,792
Pittman, S.	Gardening Specialist	1.00	31,788
Quintero, R.	Custodian	1.00	24,792
Ramirez, M.	Plumber I	1.00	42,576
Ramos, V.	Carpenter I	1.00	39,336
Salinas, R.	Electrician I	1.00	43,008
Sanchez, R.	Custodian	1.00	25,788
Sheehan, K.	Gardening Specialist	1.00	31,008
Smith, C.	Custodian	1.00	24,792
Syhavong, B.	Operating Engineer	1.00	39,876
Tejeda, A.	Custodian	1.00	24,792
Torres, A.	Custodian	1.00	23,736
Villalobos, R.	Custodian	1.00	24,792
Walton, A.	Groundswoker	1.00	28,020
Washington, K.	Accounting Technician II	1.00	27,408
Watkins, K.	Custodian	1.00	24,792
Weakley, L.	Custodian	1.00	24,792
Wells, T.	Buyer I	1.00	30,816
Wemmer, S.	Refrigeration Mechanic	1.00	45,348
Williams, C.	Custodian	1.00	24,792
Wilson, P.	Refrigeration Mechanic	1.00	45,348

**1996/97 CALIFORNIA STATE UNIVERSITY, FRESNO
GENERAL FUND
PROJECTED SALARY UTILIZATION**

NAME		CLASS	TIMEBASE	ANNUALIZED SALARY RATE
Young, C.		Custodian	1.00	24,792
Zenteno, E.		Groundswoker	<u>1.00</u>	<u>28,020</u>
		Temporary Help (Est.)		510,935
Total Staff			97.00	3,555,929
TOTAL PLANT OPERATIONS			104.00	3,555,936
UTILITIES MANAGEMENT				
MANAGEMENT				
Smith, R.		Administrator II	<u>1.00</u>	<u>59,508</u>
Total Management			1.00	59,508
TOTAL UTILITIES MANAGEMENT			1.00	59,508
TOTAL PLANT OPERATIONS			108.00	3,800,532
HUMAN RESOURCES				
HUMAN RESOURCES ADMINISTRATION				
MANAGEMENT				
Creighton, J.		Administrator II	1.00	58,260
Raymond, J.		Administrator IV	1.00	94,128
Wint, A.		Administrator IV	<u>1.00</u>	<u>99,996</u>
Total Management			3.00	252,384
STAFF				
Tucci-Newton, D.		Administrative Operations Analyst II	1.00	45,408
Williams, D.		Clerical Assistant III	<u>1.00</u>	<u>28,716</u>
Total Staff			2.00	74,124
1996/97 Salary Adjustments (Est.) Not Yet Allocated				-61,686
TOTAL HUMAN RESOURCES ADMINISTRATION			5.00	264,822

**1996/97 CALIFORNIA STATE UNIVERSITY, FRESNO
GENERAL FUND
PROJECTED SALARY UTILIZATION**

NAME	CLASS	TIMEBASE	ANNUALIZED SALARY RATE
PERSONNEL			
MANAGEMENT			
Adams, E.	Administrator II	1.00	56,196
Blackerby, S.	Administrator II	1.00	58,188
McDonald, J.	Administrator II	1.00	55,128
Varela, E.	Administrator II	<u>1.00</u>	<u>71,556</u>
Total Management		4.00	241,068
STAFF			
Diaz, M.	Clerical Assistant IV	1.00	31,968
Sanchez, A.	Clerical Assistant III	<u>1.00</u>	<u>28,716</u>
	Temporary Help (Est.)		78,425
Total Staff		2.00	139,109
TOTAL PERSONNEL		6.00	380,177
BENEFIT SERVICES			
STAFF			
Jenkins, D.	Administrative Operations Analyst III	1.00	51,600
Phelps, L.	Clerical Assistant III	<u>1.00</u>	<u>28,716</u>
Total Staff		2.00	80,316
	1996/97 Salary Adjustments (Est.) Not Yet Allocated		-1,944
TOTAL BENEFIT SERVICES		2.00	78,372
EMPLOYEE ASSISTANCE PROGRAM (EAP)			
MANAGEMENT			
Franz, J.	Administrator II	<u>1.00</u>	<u>67,440</u>
Total Management		1.00	67,440

**1996/97 CALIFORNIA STATE UNIVERSITY, FRESNO
GENERAL FUND
PROJECTED SALARY UTILIZATION**

NAME	CLASS	TIMEBASE	ANNUALIZED SALARY RATE
STAFF			
Hammer, A.	Secretary	1.00	32,028
Total Staff		1.00	32,028
	1996/97 Salary Adjustments (Est.) Not Yet Allocated		-2,292
TOTAL EMPLOYEE ASSISTANCE PROGRAM (EAP)		2.00	97,176
TOTAL HUMAN RESOURCES		15.00	820,547
<u>TOTAL ADMINISTRATIVE SERVICES</u>		206.00	8,006,655

**1996/97 CALIFORNIA STATE UNIVERSITY, FRESNO
GENERAL FUND - UNIVERSITY ADVANCEMENT
POSITION/SALARY/OPERATING EXPENSE ALLOCATION SUMMARY**

SCHOOL/DEPARTMENT	TOTAL POSITIONS	Faculty	Staff	Management	Salaries	Operating Expenses & Equipment	TOTAL ALLOCATION
UNIVERSITY ADVANCEMENT							
Office of the Vice President	3.00		2.00	1.00	\$174,072	\$114,040	\$288,112
Advancement Services	2.00		1.00	1.00	111,144	76,418	187,562
Alumni Relations	2.00		1.00	1.00	84,876	33,000	117,876
Corporate and Foundation Relations	1.00			1.00	68,508	4,500	73,008
Development Office	4.00		2.00	2.00	237,619	18,000	255,619
Public Information	6.00		4.00	2.00	175,968	58,150	234,118
TOTAL UNIVERSITY ADVANCEMENT	18.00		10.00	8.00	\$852,187	\$304,108	\$1,156,295

**1996/97 CALIFORNIA STATE UNIVERSITY, FRESNO
GENERAL FUND
PROJECTED SALARY UTILIZATION**

NAME	CLASS	TIMEBASE	ANNUALIZED SALARY RATE
UNIVERSITY ADVANCEMENT			
OFFICE OF THE VICE PRESIDENT			
MANAGEMENT			
Smits, P.	Administrator IV	1.00	114,720
Total Management		1.00	114,720
STAFF			
Burks, G.	Clerical Assistant II	1.00	24,240
Goto, H.	Administrative Operations Analyst II	1.00	41,376
Total Staff		2.00	65,616
	1996/97 Salary Adjustments (Est.) Not Yet Allocated		-6,264
TOTAL OFFICE OF THE VICE PRESIDENT		3.00	174,072
ADVANCEMENT SERVICES			
MANAGEMENT			
Dowling, B.	Administrator III	1.00	78,756
Total Management		1.00	78,756
STAFF			
Sotelo, M.	Administrative Operations Analyst I	1.00	37,044
Total Staff		1.00	37,044
	1996/97 Salary Adjustments (Est.) Not Yet Allocated		-4,656
TOTAL ADVANCEMENT SERVICES		2.00	111,144
ALUMNI RELATIONS			
MANAGEMENT			
Van Kirk, L.	Administrator II	1.00	57,420
Total Management		1.00	57,420
STAFF			
May, L.	Clerical Assistant III	1.00	28,716
Total Staff		1.00	28,716
	1996/97 Salary Adjustments (Est.) Not Yet Allocated		-1,260
TOTAL ALUMNI RELATIONS		2.00	84,876

**1996/97 CALIFORNIA STATE UNIVERSITY, FRESNO
GENERAL FUND
PROJECTED SALARY UTILIZATION**

NAME	CLASS	TIMEBASE	ANNUALIZED SALARY RATE
CORPORATE & FOUNDATION RELATIONS			
MANAGEMENT			
Wetzel, J.	Administrator III	<u>1.00</u>	<u>70,908</u>
Total Management		1.00	70,908
	1996/97 Salary Adjustments (Est.) Not Yet Allocated		-2,400
TOTAL CORPORATE & FOUNDATION RELATIONS		1.00	68,508
ASSISTANT VICE PRESIDENT FOR DEVELOPMENT			
MANAGEMENT			
Warrington, S.	Administrator III	1.00	86,400
Lo, B.	Administrator I	<u>1.00</u>	<u>32,004</u>
Total Management		2.00	118,404
STAFF			
Granados, O.	Clerical Assistant III	1.00	30,156
Russell, M.	Administrative Operations Analyst II	<u>1.00</u>	<u>38,892</u>
	Temporary Help (Est.)		50,167
Total Staff		2.00	119,215
TOTAL ASSISTANT VICE PRESIDENT FOR DEVELOPMENT		4.00	237,619
PUBLIC INFORMATION (PUBLIC AFFAIRS)			
MANAGEMENT			
Miller, J.	Administrator III	1.00	67,152
Skei, C.	Administrator II	<u>1.00</u>	<u>52,248</u>
Total Management		2.00	119,400
STAFF			
Conner, C.	Graphic Artist I	1.00	31,560
Haw, S.	Clerical Assistant III	1.00	28,716
Helling, P.	Graphic Artist II	1.00	35,640

**1996/97 CALIFORNIA STATE UNIVERSITY, FRESNO
GENERAL FUND
PROJECTED SALARY UTILIZATION**

NAME	CLASS	TIMEBASE	ANNUALIZED SALARY RATE
Uribes, T.	Public Affairs Assistant I	1.00	34,920
Total Staff		4.00	130,836
	1996/97 Salary Adjustments (Est.) Not Yet Allocated		-74,268
TOTAL PUBLIC INFORMATION (PUBLIC AFFAIRS)		6.00	175,968
	<u>TOTAL UNIVERSITY ADVANCEMENT</u>	18.00	852,187

**1996/97 CALIFORNIA STATE UNIVERSITY, FRESNO
GENERAL FUND - CENTRAL MANAGEMENT
POSITION/SALARY/OPERATING EXPENSE ALLOCATION**

SCHOOL/DEPARTMENT	TOTAL POSITIONS	Faculty	Staff	Management	Salaries	Operating Expenses & Equipment	TOTAL ALLOCATION
CENTRAL MANAGEMENT							
President's Office	5.00		4.00	1.00	\$265,740	\$152,526	\$418,266
Statewide Testing	1.00			1.00	80,628		80,628
University Budget Office	4.00		3.00	1.00	192,204	32,196	224,400
Transfer to VP Administration						11,684	11,684
Memberships						85,000	85,000
TOTAL CENTRAL MANAGEMENT	10.00		7.00	3.00	\$538,572	\$281,406	\$819,978

**1996/97 CALIFORNIA STATE UNIVERSITY, FRESNO
GENERAL FUND
PROJECTED SALARY UTILIZATION**

NAME	CLASS	TIMEBASE	ANNUALIZED SALARY RATE
CENTRAL MANAGEMENT			
PRESIDENT'S OFFICE			
MANAGEMENT			
Welty, J.	President	1.00	139,572
Total Management		1.00	139,572
STAFF			
Avery, R.	Clerical Assistant III	1.00	24,732
Collar, B.	Clerical Assistant IV	1.00	27,396
Guerrero, V.	Presidential Aide	1.00	56,640
Gutierrez, M.	Administrative Operations Analyst II	1.00	46,692
Total Staff		4.00	155,460
	1996/97 Salary Adjustments (Est.) Not Yet Allocated		-29,292
TOTAL PRESIDENT'S OFFICE		5.00	265,740
STATEWIDE TESTING			
MANAGEMENT			
* Simms, K.	Administrator IV	1.00	80,628
Total Management		1.00	80,628
TOTAL STATEWIDE TESTING		1.00	80,628
UNIVERSITY BUDGET OFFICE			
MANAGEMENT			
Bulinski, E.	Administrator II	1.00	62,004
Total Management		1.00	62,004
STAFF			
Janiel, M.	Associate Budget Analyst	1.00	45,720

**1996/97 CALIFORNIA STATE UNIVERSITY, FRESNO
GENERAL FUND
PROJECTED SALARY UTILIZATION**

NAME	CLASS	TIMEBASE	ANNUALIZED SALARY RATE
Lewis, P.	Associate Budget Analyst	1.00	45,720
Ochoa, S.	Administrative Operations Analyst II	1.00	43,968
Total Staff		3.00	135,408
	1996/97 Salary Adjustments (Est.) Not Yet Allocated		-5,208
TOTAL UNIVERSITY BUDGET OFFICE		4.00	192,204
<u>TOTAL CENTRAL MANAGEMENT</u>		10.00	538,572

* Reimbursed at .50 from Chancellor's Office

**1996/97 CALIFORNIA STATE UNIVERSITY, FRESNO
GENERAL FUND - ATHLETICS
POSITION/SALARY/OPERATING EXPENSE ALLOCATION SUMMARY**

SCHOOL/DEPARTMENT	TOTAL POSITIONS	Faculty	Staff	Management	Salaries	Operating Expenses & Equipment	TOTAL ALLOCATION
ATHLETICS							
Athletics	19.00	12.00	1.00	6.00	\$1,326,408	\$218,219	\$1,544,627
TOTAL ATHLETICS	19.00	12.00	1.00	6.00	\$1,326,408	\$218,219	\$1,544,627

**1996/97 CALIFORNIA STATE UNIVERSITY, FRESNO
GENERAL FUND
PROJECTED SALARY UTILIZATION**

NAME	CLASS	TIMEBASE	ANNUALIZED SALARY RATE
<u>ATHLETICS</u>			
<i>FACULTY</i>			
Bennett, B.	Head Coach - 12 mo.	1.00	74,940
Bluem, J.	Coaching Specialist - 12 mo.	1.00	49,044
Estes, G.	Head Coach - 12 mo.	1.00	74,940
Ferreira, E.	Coach - 12 mo.	1.00	68,196
Fraley, R.	Head Coach - 12 mo.	1.00	69,828
Hill, M.	Coach - 12 mo.	1.00	71,472
Miklesh, J.	Coach - 12 mo.	1.00	71,472
Pagani, T.	Head Coach - 12 mo.	1.00	71,472
Rupcich, M.	Coach - 12 mo.	1.00	68,196
Tarkanian, J.	Head Coach - 12 mo.	1.00	74,940
Wright, M.	Head Coach - 12 mo.	1.00	74,940
Wunder, L.	Head Coach - 12 mo.	<u>1.00</u>	<u>65,004</u>
Total Faculty		12.00	834,444
<i>MANAGEMENT</i>			
Bohl, A.	Administrator IV	1.00	109,400
Johnson, S.	Administrator II	1.00	68,760
Knudsen, R.	Administrator III	1.00	76,968
Mulutinovich, D.	Administrator III	1.00	73,584
Snyder Jr., L.	Administrator II	1.00	72,144
Sweeney, J.	Administrator IV	<u>1.00</u>	<u>74,940</u>
Total Management		6.00	475,796
<i>STAFF</i>			
Bauer, C.	Student Services Professional III - 12 mo.	<u>1.00</u>	<u>45,096</u>
Total Staff		1.00	45,096
	1996/97 Salary Adjustments (Est.) Not Yet Allocated		-28,928
	<u>TOTAL ATHLETICS*</u>	19.00	1,326,408
	SUBTOTAL ALLOCABLE BUDGET	1381.27	75,317,414

* Denotes salaries paid through General Fund only

**1996/97 CALIFORNIA STATE UNIVERSITY, FRESNO
GENERAL FUND - UNIVERSITY PRIORITY FUND
POSITION/SALARY/OPERATING EXPENSE ALLOCATION SUMMARY**

SCHOOL/DEPARTMENT	TOTAL POSITIONS	Faculty	Staff	Management	Salaries	Operating Expenses & Equipment	TOTAL ALLOCATION
UNIVERSITY PRIORITY FUND							
University Priority Fund						\$530,731	\$530,731
TOTAL UNIVERSITY PRIORITY FUND						\$530,731	\$530,731

**1996/97 CALIFORNIA STATE UNIVERSITY, FRESNO
GENERAL FUND - CENTRALLY MONITORED FUNDS
POSITION/SALARY/OPERATING EXPENSE ALLOCATION SUMMARY**

SCHOOL/DEPARTMENT	TOTAL POSITIONS	Faculty	Staff	Management	Salaries	Operating Expenses & Equipment	TOTAL ALLOCATION
CENTRALLY MONITORED FUNDS							
1996-97 Compensation					\$4,083,000		\$4,083,000
Prior Years Compensation					464,043		464,043
Benefits						\$20,179,960	20,179,960
Risk Management Pool						1,076,255	1,076,255
Student Financial Aid						6,791,211	6,791,211
Work-Study						441,802	441,802
Space Management						239,072	239,072
General Service Charges						53,500	53,500
Plant Expansion						539,540	539,540
TOTAL CENTRALLY MONITORED FUNDS					\$4,547,043	\$29,321,340	\$33,868,383

**1996/97 CALIFORNIA STATE UNIVERSITY, FRESNO
GENERAL FUND
PROJECTED SALARY UTILIZATION**

NAME	CLASS	TIMEBASE	ANNUALIZED SALARY RATE
<u>CENTRALLY MONITORED FUNDS</u>			
<i>FACULTY/STAFF/MANAGEMENT</i>			
	1996/97 Compensation		4,083,000
	Prior Years Compensation		<u>464,043</u>
<i>Total Faculty/Staff/Management</i>			4,547,043
<u>TOTAL - CENTRALLY MONITORED FUNDS</u>			4,547,043

**1996/97 CALIFORNIA STATE UNIVERSITY, FRESNO
GENERAL FUND - UNIVERSITY RESERVE
POSITION/SALARY/OPERATING EXPENSE ALLOCATION SUMMARY**

SCHOOL/DEPARTMENT	TOTAL POSITIONS	Faculty	Staff	Management	Salaries	Operating Expenses & Equipment	TOTAL ALLOCATION
UNIVERSITY RESERVE							
University Reserve						\$1,614,860	\$1,614,860
TOTAL UNIVERSITY RESERVE						\$1,614,860	\$1,614,860

**1996/97 CALIFORNIA STATE UNIVERSITY, FRESNO
GENERAL FUND - INDEPENDENT OPERATIONS
POSITION/SALARY/OPERATING EXPENSE ALLOCATION SUMMARY**

SCHOOL/DEPARTMENT	TOTAL POSITIONS	Faculty	Staff	Management	Salaries	Operating Expenses & Equipment	TOTAL ALLOCATION
INDEPENDENT OPERATIONS							
Independent Operations	50.50	18.00	21.50	11.00	\$2,439,240	\$2,276,391	\$4,715,631
TOTAL INDEPENDENT OPERATIONS	50.50	18.00	21.50	11.00	\$2,439,240	\$2,276,391	\$4,715,631

**1996/97 CALIFORNIA STATE UNIVERSITY, FRESNO
GENERAL FUND
PROJECTED SALARY UTILIZATION**

NAME	CLASS	TIMEBASE	ANNUALIZED SALARY RATE
<u>INDEPENDENT OPERATIONS</u>			
<i>FACULTY</i>			
Battensburg, J.	Instructional Faculty, Desig. Disciplines - 12 Mo.	1.00	80,928
Bento, M.	Coaching Assistant - 12 Mo.	1.00	36,288
Cailliet, G.	Instructional Faculty - AY	1.00	68,196
DeLiddo, D.	Coach - 12 Mo.	1.00	66,600
Franklin, J.	Coach - 12 Mo.	1.00	62,040
Greene, K.	Coach - 12 MO.	1.00	56,448
Hayward, L.	Coaching Assistant - 12 Mo.	1.00	40,752
Husby, J.	Coach 12 Mo.	1.00	56,448
Ross, R.	Coach 12 Mo.	1.00	68,196
Sailor, S.	Coaching Assistant - 10 Mo.	1.00	41,688
Schechter, P.	Coach - 12 Mo.	1.00	68,196
Skipper, D.	Coach - 12 Mo.	1.00	65,004
Tabbert, W.	Instructional Faculty, Grant Related - 12 Mo.	1.00	85,416
Tarkanian, D.	Coach - 12 Mo.	1.00	63,528
Tedford, J.	Coach - 12 Mo.	1.00	76,716
Vivas, L.	Head Coach - 12 Mo.	1.00	71,472
Watney, L.	Head Coach - 10 Mo.	1.00	65,004
Welch, J.	Coach - 12 Mo.	1.00	63,528
<i>Total Faculty</i>		18.00	1,136,448
<i>MANAGEMENT</i>			
Diboll, D.	Administrator II	1.00	56,724
Enns, R.	Administrator I	1.00	35,628
Goodman, S.	Administrator I	1.00	47,892
Hemink, L.	Administrator IV	1.00	106,320
Johnson, T.	Administrator I	1.00	42,252
Kane, T.	Administrator I	1.00	41,712
McClanahan, T.	Administrator III	1.00	88,008
Sullivan, M.	Administrator II	1.00	64,488
Whitaker, R.	Administrator II	1.00	61,416
Winans, D.	Administrator II	1.00	54,540

**1996/97 CALIFORNIA STATE UNIVERSITY, FRESNO
GENERAL FUND
PROJECTED SALARY UTILIZATION**

NAME	CLASS	TIMEBASE	ANNUALIZED SALARY RATE
Work, P.	Administrator II	<u>1.00</u>	55,524
<i>Total Management</i>		11.00	654,504
STAFF			
Artist, J.	Clerical Assistant IV	1.00	31,968
Avila, K.	Evaluator I	1.00	29,424
Brown, A.	Police Officer	1.00	33,444
Castro, F.	Accounting Clerk	1.00	27,168
DiFuria, S.	Clerical Assistant II	1.00	25,584
Dillingham, A.	Clerical Assistant III	1.00	28,716
Flores, A.	Clerical Assistant IV	1.00	31,968
Fong, H.	Clerical Assistant II	1.00	25,584
Garibay, D.	Groundsworker	1.00	28,140
Griswold, T.	Graphic Artist I	1.00	30,936
Jenkins, J.	Accounting Technician II	1.00	31,884
Juarez, L.	Equipment Technician I, Specialized Equipment	0.50	18,678
Kachadoorian, D.	Reproduction Processes Assistant	1.00	31,080
Lucero, C.	Police Officer	1.00	33,444
McNeill, K.	Clerical Assistant II	1.00	22,128
Murdock, J.	Reproduction Processes Assistant	1.00	29,604
Miyasaki, I.	Clerical Assistant III	1.00	24,240
Rodriguez, R.	Clerical Assistant IV	1.00	30,294
Shields, T.	Administrative Operations Analyst II	1.00	37,248
Snedden, N.	Clerical Assistant III	1.00	28,716
Van Pelt, M.	Accounting Technician III	1.00	38,388
Verodi, K.	Secretary	<u>1.00</u>	<u>29,652</u>
<i>Total Staff</i>		21.50	648,288
<u>TOTAL INDEPENDENT OPERATIONS</u>		50.50	2,439,240
TOTAL GENERAL FUND		1431.77	82,303,697

OTHER FUNDS

In addition to the State and student fee sources, several other funds provide sources of revenue for the University. These include Special Revenue Funds (Lottery Education Fund), Enterprise Funds (Parking Revenue Funds and Continuing Education Revenue Fund), and Student Health Fees (a separate allocation of the General Fund). These programs generate revenue by assessing special fees to those receiving the program benefits. They are classified as public service enterprise funds, even though not supported explicitly by State appropriations, and as such are subject to State regulation. They are controlled by financial and program policies of the Board of Trustees. The operating budgets for these self-supporting programs come from projected revenue.

By law lottery funds must be used for educational purposes. Lottery revenue is projected and budgeted for distribution to the campuses in the Lottery Education Fund. When lottery revenue is in excess of the amounts budgeted, a one-time distribution is made to the campus.

Most of the Parking program revenue comes from parking fees paid by users, including students, faculty, staff and visitors. The campus uses the revenue for campus operations and maintenance as well as for debt service on bonds and systemwide expenses. Interest on system retained earnings is an additional source of revenue. California State University, Fresno currently has 6,923 parking spaces.

The Continuing Education Revenue Fund (CERF) is financed by student tuition and other fees. Courses and programs offered include both credit and non-credit instruction, and are delivered on and off-the-campus. Credit instruction, particularly those of Special Sessions and Summer Sessions, may often be applied to graduate and undergraduate degree programs.

Student Health Fees are used to fund the Student Health & Counseling Center and are identified separately from the regular General Funds for reporting purposes only.

**1996/97 CALIFORNIA STATE UNIVERSITY, FRESNO
OTHER FUNDS BUDGET SUMMARY**

FUND	TOTAL POSITIONS	Faculty	Staff	Management	Salaries	Operating Expenses & Equipment	TOTAL BUDGET
CONTINUING EDUCATION	13.00		10.00	3.00	\$536,482	\$3,050,018	\$3,586,500
PARKING - FEES	10.00		10.00		\$327,768	\$1,849,550	\$2,177,318
PARKING - FINES & FORFEITURES	4.00		3.00	1.00	\$148,956	\$436,893	\$585,849
LOTTERY EDUCATION						\$1,217,615	\$1,217,615
STUDENT HEALTH FEES	25.50		25.50		\$1,144,230	\$640,770	\$1,785,000
TOTAL OTHER FUNDS	52.50		48.50	4.00	\$2,157,436	\$7,194,846	\$9,352,282

**1996/97 CALIFORNIA STATE UNIVERSITY, FRESNO
OTHER FUNDS
BUDGET SUMMARY - DETAIL**

CONTINUING EDUCATION REVENUE FUND

1995-96 Carry Forward	\$1,022,168
1996/97 Estimated Revenue	<u>3,586,500</u>
TOTAL	\$4,608,668

1996/97 BUDGET

Salaries	\$536,482
Operating Expenses & Equipment	<u>3,050,018</u>
TOTAL	\$3,586,500

BALANCE FORWARD	\$1,022,168
-----------------	-------------

PARKING REVENUE FUND - FINES AND FORFEITURES COLLECTIONS

1995-96 Carry Forward	\$126,214
1996/97 Estimated Revenue	<u>533,743</u>
TOTAL	\$659,957

1996/97 BUDGET

Salaries	\$148,956
Operating Expenses & Equipment	<u>436,893</u>
TOTAL	\$585,849

BALANCE FORWARD	\$74,108
-----------------	----------

PARKING REVENUE FUND - FEES

1995-96 Carry Forward	\$763,076
1996/97 Estimated Revenue	<u>1,565,645</u>
TOTAL	\$2,328,721

1996/97 BUDGET

Salaries	\$327,738
Operating Expenses & Equipment	<u>1,849,580</u>
TOTAL	\$2,177,318

BALANCE FORWARD	\$151,403
-----------------	-----------

LOTTERY EDUCATION FUND

1996/97 Allocation	\$1,217,615
--------------------	-------------

1996/97 BUDGET

Access & Academic Development	\$256,615
Future Scholars Program	20,000
Teacher Diversity	75,000
Pre-Doctoral Program	5,000
Campus-Based Programs	<u>861,000</u>
TOTAL	\$1,217,615

STUDENT HEALTH FEES

1996/97 Estimated Collections	\$1,785,000
-------------------------------	-------------

1996/97 BUDGET

Salaries	\$1,144,230
Operating Expenses & Equipment	<u>640,770</u>
TOTAL	\$1,785,000

**1996/97 CALIFORNIA STATE UNIVERSITY, FRESNO
OTHER FUNDS
POSITION/SALARY/OPERATING EXPENSE BUDGET SUMMARY**

FUND	TOTAL POSITIONS	Faculty	Staff	Management	Salaries	Operating Expenses & Equipment	TOTAL ALLOCATION
CONTINUING EDUCATION							
Continuing Education	13.00		10.00	3.00	\$536,482	\$3,050,018 *	\$3,586,500
TOTAL CONTINUING EDUCATION	13.00		10.00	3.00	\$536,482	\$3,050,018	\$3,586,500

* Includes Benefits

**1996/97 CALIFORNIA STATE UNIVERSITY, FRESNO
OTHER FUNDS
PROJECTED SALARY UTILIZATION**

NAME	CLASS	TIMEBASE	ANNUALIZED ANNUAL SALARY
CONTINUING EDUCATION FUND			
MANAGEMENT			
Anderson, A.	Administrator IV	1.00	103,572
Harbit, L.	Administrator II	1.00	48,660
Hart, P.	Administrator II	<u>1.00</u>	<u>67,404</u>
Total Management		3.00	219,636
STAFF			
Aoki, R.	Clerical Assistant II	1.00	23,040
Arrants, J.	Administrative Operations Analyst II	1.00	40,452
Best, J.	Extended Education Specialist II	1.00	51,480
Bryan, J.	Extended Education Specialist I	1.00	40,296
Dryden, D.	Clerical Assistant IV	1.00	30,444
Guest, P.	Clerical Assistant IV	1.00	31,760
Hawksworth, S.	Extended Education Specialist I	1.00	40,296
Martinez, L.	Graphics Specialist II	1.00	31,368
Smith, C.	Clerical Assistant III	<u>1.00</u>	<u>28,056</u>
Total Staff		10.00	316,846
	TOTAL CONTINUING EDUCATION FUND	13.00	536,482

**1996/97 CALIFORNIA STATE UNIVERSITY, FRESNO
OTHER FUNDS
POSITION/SALARY/OPERATING EXPENSE BUDGET SUMMARY**

FUND	TOTAL POSITIONS	Faculty	Staff	Management	Salaries	Operating Expenses & Equipment	TOTAL ALLOCATION
PARKING - FEES							
Parking Fund - Fees	10.00		10.00		\$327,768	\$1,849,550 *	\$2,177,318
TOTAL PARKING - FEES	10.00		10.00		\$327,768	\$1,849,550	\$2,177,318

* Includes Benefits

**1996/97 CALIFORNIA STATE UNIVERSITY, FRESNO
OTHER FUNDS
PROJECTED SALARY UTILIZATION**

NAME	CLASS	TIMEBASE	ANNUALIZED ANNUAL SALARY
PARKING FUND - FEES			
STAFF			
Cochran, T.	Accounting Technician II	1.00	30,528
Gaines, R.	Sergeant	1.00	40,464
Gatzman, M.	Clerical Assistant I	1.00	20,988
Harris, S.	Electrician I	0.50	21,288
Jones, T.	Campus Guard	0.50	14,592
Kight, C.	Electrician II	0.50	22,494
Llamas, A.	Gardener	1.00	31,788
Martinez, F.	Administrative Operations Analyst II	1.00	38,640
Moritz, D.	Gardening Specialist	1.00	26,688
Sanchez, J.	Irrigation Specialist	1.00	31,788
Tompkins, M.	Gardener	1.00	31,788
Vu, K.	Police Officer	<u>0.50</u>	<u>16,722</u>
Total Staff		10.00	327,768
TOTAL PARKING FUND - FEES		10.00	327,768

**1996/97 CALIFORNIA STATE UNIVERSITY, FRESNO
OTHER FUNDS
POSITION/SALARY/OPERATING EXPENSE BUDGET SUMMARY**

FUND	TOTAL POSITIONS	Faculty	Staff	Management	Salaries	Operating Expenses & Equipment	TOTAL ALLOCATION
PARKING - FINES AND FORFEITURES COLLECTIONS							
Parking Fund - Fines	4.00		3.00	1.00	\$148,956	\$436,893 *	\$585,849
TOTAL PARKING - FINES AND FORFEITURES COLLECTIONS	4.00		3.00	1.00	\$148,956	\$436,893	\$585,849

* Includes Benefits

**1996/97 CALIFORNIA STATE UNIVERSITY, FRESNO
OTHER FUNDS
PROJECTED SALARY UTILIZATION**

NAME	CLASS	TIMEBASE	ANNUALIZED ANNUAL SALARY
PARKING FUND - FINES			
MANAGEMENT			
Finden, R.	Administrator II	1.00	56,940
Total Management		1.00	56,940
STAFF			
Adams, L.	Clerical Assistant IV	1.00	30,636
Beddingfield, G.	Administrative Operations Analyst I	1.00	33,972
Vivian, L.	Accounting Technician II	1.00	27,408
Total Staff		3.00	92,016
TOTAL PARKING FUND - FINES		4.00	148,956

**1996/97 CALIFORNIA STATE UNIVERSITY, FRESNO
OTHER FUNDS
POSITION/SALARY/OPERATING EXPENSE BUDGET SUMMARY**

FUND	TOTAL POSITIONS	Faculty	Staff	Management	Salaries	Operating Expenses & Equipment	TOTAL ALLOCATION
LOTTERY EDUCATION							
LOTTERY EDUCATION						\$1,217,615	\$1,217,615
TOTAL LOTTERY EDUCATION						\$1,217,615	\$1,217,615

**1996/97 CALIFORNIA STATE UNIVERSITY, FRESNO
OTHER FUNDS
POSITION/SALARY/OPERATING EXPENSE BUDGET SUMMARY**

FUND	TOTAL POSITIONS	Faculty	Staff	Management	Salaries	Operating Expenses & Equipment	TOTAL ALLOCATION
STUDENT HEALTH FEES							
Student Health Fees	25.5		25.5		\$1,144,230	\$640,770 *	\$1,785,000
TOTAL STUDENT HEALTH FEES	25.5		25.5		\$1,144,230	\$640,770	\$1,785,000

* Includes Benefits

**1996/97 CALIFORNIA STATE UNIVERSITY, FRESNO
OTHER FUNDS
PROJECTED SALARY UTILIZATION**

NAME	CLASS	TIMEBASE	ANNUALIZED ANNUAL SALARY
STUDENT HEALTH FEES			
STAFF			
Abraham, A.	Physician	1.00	83,940
Archacki, S.	Clerical Assistant III	1.00	26,328
Bleile, N.	Physician	1.00	83,244
Carleton, P.	Health Records Technician	1.00	29,868
Clemons, A.	Clinical Lab Technician II	1.00	44,136
Collom, P.	Clinical Lab Technician I	1.00	35,832
Comelli, A.D.	Physician	1.00	91,500
Deleon, V.	Administrative Operations Specialist I	1.00	31,044
Desch, R.	Radiologic Technician II	1.00	39,312
Gitche, S.	Health Educator	1.00	34,056
Goishi, H.	Nurse Practitioner	1.00	48,672
Hahn, J.	LVN	1.00	28,224
Hamm, M.	Nurse Practitioner - 10 Mo.	1.00	49,656
Melton, B.	LVN	1.00	21,312
Molina, A.	Physician	1.00	91,560
Nehring, D.	Physical Therapist II	1.00	36,360
Nguyen, Y.	Physician	1.00	83,136
Osborne, C.	Nutritionist	0.75	25,542
Pursell, D.	LVN	1.00	21,552
Radbill, N.	Pharmacist -12 Mo.	1.00	49,308
Reid, C.	Clerical Assistant II	1.00	21,324
Reid, C.	Laboratory Assistant II	1.00	19,044
Revilla, J.	Nurse Practitioner - 12 Mo.	1.00	58,404
Sakata, J.	Pharmacist -12 Mo.	1.00	49,308
Togo, B.	Clerical Assistant II	0.75	15,984
Toomer, T.	Clerical Assistant II	1.00	25,584
Total Staff		25.50	1,144,230
TOTAL STUDENT HEALTH FEES		25.50	1,144,230

AUXILIARY ORGANIZATIONS

Auxiliary organizations are non-profit public benefit organizations formed to assist the educational purposes of and contribute to the educational mission of the University. They are separate legal entities authorized in the Education Code to provide essential services to students and employees in accordance with local written agreements.

Auxiliary Organizations must be self-supporting and do not receive funding from General Fund sources. They derive revenue from various non-State sources such as contractual arrangements, general assessments, and commercial operations. Revenue in excess of expenditures for a given period is used to establish working capital and reserves, and to pay for capital expenditures or special campus programs. Student union fees collected by the campus are used to pay for the principal, interest and other costs of the building. Any surpluses remaining from the student union fees after the bond and other costs are met may become available to the auxiliary organization to be used to pay union operating expenses.

The following comprise the Auxiliary Organizations at California State University, Fresno:

The Agricultural Foundation of California State University, Fresno
California State University, Fresno Association, Inc.
Associated Students of California State University, Fresno
California State University, Fresno Foundation
California State University, Fresno Housing Corporation
Athletic Corporation of California State University, Fresno

The Agricultural Foundation of California State University, Fresno provides support for the financial management of the enterprise units and student projects. The Agricultural Foundation is responsible for ensuring prudent financial management of the enterprises and providing other related assistance to the School of Agricultural Sciences and Technology. The Agricultural Foundation operates within the context of the California State University, Fresno Farm Laboratory. The majority of capital expenses associated with the Farm Laboratory are funded through the College Farm budget rather than through the Agricultural Foundation.

The California State University, Fresno Association, Inc. is comprised of three main operating units which include University Food Services, the Kennel Bookstore, and the University Student Union. The Association handles all of the commercial businesses of the University. The Kennel Bookstore is the primary provider of textbooks, specialty products, and general merchandise for the campus.

University Food Services is the primary provider of prepared food products. The University Student Union serves as a community center and forum for the various groups of individuals who make up the University - students, faculty, staff, alumni, and guests.

The Associated Students of California State University, Fresno is a student-run organization that operates such extra curricular activities as student government, student newspapers, cultural programs, day care, and other student activities related to the overall educational mission of the campus.

The California State University, Fresno Foundation has been designated by the President as the auxiliary to receive all charitable donations to the University. In addition to acceptance and management of charitable gifts, the Foundation is responsible for grant and contract development and administration, and management of trust accounts to support University operations. The Foundation performs all the related accounting and financial reporting for these activities.

California State University, Fresno Housing Corporation operates University Housing. The entire residence hall community is called University Courtyard. In 1995/96 the capacity of the newly renovated residence halls is 1,013. (NOTE: The University Courtyard's budget is incorporated in the California State University, Fresno Association's budget.)

The Athletic Corporation of California State University, Fresno was organized in 1982 for the purpose of promoting and assisting California State University Fresno. The Athletic Corporation achieves this by the funding and operation of intercollegiate athletic competition.

**1996/97 CALIFORNIA STATE UNIVERSITY, FRESNO
AUXILIARY BUDGET SUMMARY**

UNIVERSITY AUXILIARY	TOTAL POSITIONS	Faculty	Staff	Management	Salaries	Operating Expenses & Equipment	TOTAL BUDGET
THE AGRICULTURAL FOUNDATION OF CALIFORNIA STATE UNIVERSITY, FRESNO	3.00		3.00		\$76,865	\$2,222,271	\$2,299,136
CALIFORNIA STATE UNIVERSITY, FRESNO ASSOCIATION, INC.	100.50		75.00	25.50	\$3,049,799	\$21,675,274	\$24,725,073
ASSOCIATED STUDENTS OF CALIFORNIA STATE UNIVERSITY, FRESNO	29.00		28.00	1.00	\$508,801	\$941,007	\$1,449,808
CALIFORNIA STATE UNIVERSITY, FRESNO FOUNDATION	8.50		7.00	1.50	\$290,520	\$696,983	\$987,503
ATHLETIC CORPORATION OF CALIFORNIA STATE UNIVERSITY, FRESNO	43.00		43.00		\$1,331,876	\$12,598,561	\$13,930,437
TOTAL	184.00		156.00	28.00	\$5,257,861	\$38,134,096	\$43,391,957

1996/97 CALIFORNIA STATE UNIVERSITY, FRESNO
AUXILIARY
POSITION/SALARY/OPERATING EXPENSE BUDGET SUMMARY

AUXILIARY	TOTAL POSITIONS	STAFF	MANAGEMENT	EXPECTED REVENUE	SALARIES	OPERATING EXPENSE & EQUIPMENT	TOTAL BUDGET	EXPECTED SURPLUS/ DEFICIT
AGRICULTURAL FOUNDATION								
Administration				\$52,803		\$102,522	\$102,522	-\$49,719
Beef Enterprise				386,015		380,021	380,021	5,994
Dairy Enterprise				412,490		402,008	402,008	10,482
Dairy Industry				51,000		50,304	50,304	696
Equitation				18,000		17,270	17,270	730
Farm Market				31,000		29,650	29,650	1,350
Field Crops				188,429		153,139	153,139	35,290
Meats Lab				118,500		99,995	99,995	18,505
Orchard	1.0	1.0		128,840	\$17,789	110,048	127,837	1,003
Ornamental Horticulture	1.0	1.0		176,670	36,000	135,156	171,156	5,514
Poultry				3,200		3,169	3,169	31
Quarter Horse				68,880		72,808	72,808	-3,928
Sheep				24,450		24,200	24,200	250
Student Horse Center	1.0	1.0		66,903	23,076	43,061	66,137	766
Swine				200,138		203,493	203,493	-3,355
Vegetable Crops				46,917		26,205	26,205	20,712
Veterinary Hospital				2,650		2,650	2,650	
Vineyard - Raisin/Wine				127,782		120,998	120,998	6,784
Vineyard - Table Grapes				103,715		97,489	97,489	6,226
Winery				35,580		33,569	33,569	2,011
Student Projects				125,133		114,516	114,516	10,617
Contingency Reserve				52,532				52,532
TOTAL AGRICULTURAL FOUNDATION	3.0	3.0		\$2,421,627	\$76,865	\$2,222,271	\$2,299,136	\$122,491

**1996/97 CALIFORNIA STATE UNIVERSITY, FRESNO
AUXILIARY
POSITION/SALARY/OPERATING EXPENSE BUDGET SUMMARY**

NAME		CLASS	TIMEBASE	ANNUALIZED SALARY RATE
AGRICULTURAL FOUNDATION				
ORCHARD				
STAFF				
Santellano, P.	Orchard Technician		<u>1.00</u>	<u>16,548</u>
	Temporary Help (Est.)			1,241
	Total Staff		1.00	17,789
	TOTAL ORCHARD		1.00	17,789
ORNAMENTAL HORTICULTURE				
STAFF				
Horton, D.	Floral Technician		<u>1.00</u>	<u>34,200</u>
	Temporary Help (Est.)			1,800
	Total Staff		1.00	36,000
	TOTAL ORNAMENTAL HORTICULTURE		1.00	36,000
STUDENT HORSE CENTER				
STAFF				
Roberts, K.	Center Coordinator		<u>1.00</u>	<u>23,076</u>
	Total Staff		1.00	23,076
	TOTAL STUDENT HORSE CENTER		1.00	23,076
	TOTAL AGRICULTURAL FOUNDATION		3.00	76,865

**1996/97 CALIFORNIA STATE UNIVERSITY, FRESNO
AUXILIARY
POSITION/SALARY/OPERATING EXPENSE BUDGET SUMMARY**

AUXILIARY	TOTAL POSITIONS	STAFF	MANAGEMENT	EXPECTED REVENUE	SALARIES	OPERATING EXPENSE & EQUIPMENT	TOTAL BUDGET	EXPECTED SURPLUS/ DEFICIT
CALIFORNIA STATE UNIVERSITY, FRESNO ASSOCIATION, INC.								
Administration - General								
Administration	4.00	2.00	2.00	\$1,592,691	\$201,839	\$648,290	\$850,129	\$742,562
Management Information Systems	4.00	3.00	1.00		131,400	335,482	466,882	-466,882
Accounting & Payroll	7.00	7.00			187,920	*	187,920	-187,920
Human Resources	2.50	1.00	1.50		137,760	*	137,760	-137,760
Total - Administration General	17.50	13.00	4.50	\$1,592,691	\$658,919	\$983,772	\$1,642,691	-\$50,000
Campus Police Services						\$55,000	\$55,000	-\$55,000
Keats - Campus Building				\$11,304		\$11,560	\$11,560	-\$256
Kennel Bookstore	22.00	14.00	8.00	\$9,877,558	\$670,127	\$9,082,739	\$9,752,866	\$124,692
University Courtyard								
Financial Operations	4.00	3.00	1.00	\$3,429,928	\$105,812	\$1,309,504	\$1,415,316	\$2,014,612
Marketing	1.00	1.00			36,720	131,971	168,691	-168,691
Resident Advisors	1.00		1.00		27,360	63,317	90,677	-90,677
Resident Amenities						118,768	118,768	-118,768
Physical Plant						879,213	879,213	-879,213
Other						316,732	316,732	-316,732
Total - University Courtyard	6.00	4.00	2.00	\$3,429,928	\$169,892	\$2,819,505	\$2,989,397	\$440,531
University Food Service								
Administration	10.00	8.00	2.00	*	\$325,700	\$140,523	\$466,223	-\$466,223
Warehouse	4.00	3.00	1.00	*	105,900	119,193	225,093	-225,093
The Alternative				\$73,611		59,294	59,294	14,317
Athletic Concessions	2.00		2.00	772,715	67,860	577,954	645,814	126,901
Carl's Jr.	2.50	2.00	0.50	502,409	55,739	419,229	474,968	27,441
Catering	3.50	2.50	1.00	685,463	102,685	555,271	657,956	27,507
Coffeehouse & Pub	0.50	0.50		186,301	10,230	157,694	167,924	18,377
Monterey Pasta/R. T. Pizza	1.50	1.00	0.50	288,673	34,891	233,754	268,645	20,028
Pantry				70,405		64,667	64,667	5,738
Residence Dining Facility	9.00	9.00		2,590,830	198,222	1,990,503	2,188,725	402,105
Round Table Pizza - Courtyard				53,290		37,461	37,461	15,829
University Restaurant	1.00	1.00		61,118	21,445	10,387	31,832	29,286
USU - Food Court**	2.16	1.50	0.66	903,874	47,483	741,632	789,115	114,759
USU - TCBY	0.84	0.50	0.34	353,073	20,670	278,642	299,312	53,761

**1996/97 CALIFORNIA STATE UNIVERSITY, FRESNO
AUXILIARY
POSITION/SALARY/OPERATING EXPENSE BUDGET SUMMARY**

AUXILIARY	TOTAL POSITIONS	STAFF	MANAGEMENT	EXPECTED REVENUE	SALARIES	OPERATING EXPENSE & EQUIPMENT	TOTAL BUDGET	EXPECTED SURPLUS/ DEFICIT
Vending (Commissions)				46,500			0	46,500
Fresno City College (off campus)	7.00	6.00	1.00	1,486,400	167,384	1,162,784	1,330,168	156,232
Total - University Food Service	44.00	35.00	9.00	\$8,074,662	\$1,158,209	\$6,548,988	\$7,707,197	\$367,465
University Student Union								
General - Other	3.00	1.00	2.00	\$2,137,612	\$152,640	\$1,305,772	\$1,458,412	\$679,200
Building Operations - Custodial	5.00	5.00		33,600	133,020	154,250	287,270	-253,670
Building Operations - Maint.	0.00					131,044	131,044	-131,044
Information Center/Reservations	1.00	1.00		8,450	33,360	54,229	87,589	-79,139
USU Publications	1.00	1.00		97,100	34,992	307,150	342,142	-245,042
Public Relations/Graphics	0.00			15,400		63,175	63,175	-47,775
Recreation Center	0.00			220,000		114,961	114,961	105,039
Satellite Student Union	1.00	1.00		54,200	38,640	43,129	81,769	-27,569
Total - Student Union	11.00	9.00	2.00	\$2,566,362	\$392,652	\$2,173,710	\$2,566,362	\$0
TOTAL CALIFORNIA STATE UNIVERSITY, FRESNO ASSOCIATION, INC.	100.50	75.00	25.50	\$25,552,505	\$3,049,799	\$21,675,274	\$24,725,073	\$827,432

* Food Service Administration and Warehouse budget allocated to Food Service units and University Courtyard

** China Station, Subway, & Taco Bell

**1996/97 CALIFORNIA STATE UNIVERSITY, FRESNO
AUXILIARY
POSITION/SALARY/OPERATING EXPENSE BUDGET SUMMARY**

NAME	CLASS	TIMEBASE	ANNUALIZED SALARY RATE
CALIFORNIA STATE UNIVERSITY, FRESNO ASSOCIATION, INC.			
ADMINISTRATION - GENERAL			
ADMINISTRATION			
MANAGEMENT			
Coyle, R.	Staff Attorney	1.00	49,200
Prestegard, P.	Chief Financial Officer	<u>1.00</u>	<u>77,880</u>
Total Management		2.00	127,080
STAFF			
Durant, T.	Corporate Analyst for Operations	1.00	32,219
Johansen, J.	Executive Assistant for Corporate Affairs	<u>1.00</u>	<u>42,540</u>
Total Staff		2.00	74,759
TOTAL ADMINISTRATION		4.00	201,839
MANAGEMENT INFORMATION SYSTEMS			
MANAGEMENT			
Gonzalez, E.	Director of MIS	<u>1.00</u>	<u>42,120</u>
Total Management		1.00	42,120
STAFF			
Ahrenberg, M.	System Administrator (JDE)	1.00	33,180
Maldonado, I.	Computer Support Technician	1.00	27,360
Pham, T.	Network Engineer	<u>1.00</u>	<u>28,740</u>
Total Staff		3.00	89,280
TOTAL MANAGEMENT INFORMATION SYSTEMS		4.00	131,400
ACCOUNTING & PAYROLL			
STAFF			
Cardell, S.	Foundation Bookkeeping Technician	1.00	26,100
Eccles, M.	ASI Business Accountant 141	1.00	30,780
Hernandez, F.	Interim Accounting Supervisor	1.00	28,740

**1996/97 CALIFORNIA STATE UNIVERSITY, FRESNO
AUXILIARY
POSITION/SALARY/OPERATING EXPENSE BUDGET SUMMARY**

NAME	CLASS	TIMEBASE	ANNUALIZED SALARY RATE
Mannion, J.	Staff Accountant	1.00	20,460
Samonte, G.	Association Bookkeeping Technician	1.00	18,540
Sanders, V.	Jr. Association Accountant	1.00	30,180
Stamps, S.	Payroll Clerk	<u>1.00</u>	<u>33,120</u>
<i>Total Staff</i>		7.00	187,920
TOTAL ACCOUNTING & PAYROLL		7.00	187,920
HUMAN RESOURCES			
MANAGEMENT			
Noble, T.	Director of HR/Facilities & Real Estate	1.00	79,500
* Quadro, M.	Assistant Director of Human Resources	<u>0.50</u>	<u>26,760</u>
<i>Total Management</i>		1.50	106,260
STAFF			
* Magnasco, E.	HR Administration Assistant	0.50	15,870
* Stemple, V.	Personnel Assistant	<u>0.50</u>	<u>15,630</u>
<i>Total Staff</i>		1.00	31,500
TOTAL HUMAN RESOURCES		2.50	137,760
		TOTAL ADMINISTRATION-GENERAL	17.50
			658,919

*.50 timebase charged to Foundation Financial Services budget

KENNEL BOOKSTORE

MANAGEMENT

Bartel, S.	Textbook Manager	1.00	41,580
Diebert, M.	Administrative Manager	1.00	35,760
Gartner, J.	Assistant Manager/Merchandise	1.00	53,460
Lastreto, N.	Operations Manager	1.00	30,180
Mueller, H.	General Book Manager	1.00	35,760
Taylor, L.	Bookstore Manager	1.00	78,000
VanWyhe, J.	Print & Promotion Manager	1.00	31,380

**1996/97 CALIFORNIA STATE UNIVERSITY, FRESNO
AUXILIARY
POSITION/SALARY/OPERATING EXPENSE BUDGET SUMMARY**

NAME	CLASS	TIMEBASE	ANNUALIZED SALARY RATE
Yeverino, H.	Computer Department Manager	<u>1.00</u>	<u>35,220</u>
Total Management		8.00	341,340
STAFF			
Chaplin, B.	Sales Floor Supervisor	1.00	28,740
Cody, D.	Shipping/Receiving	1.00	23,700
Grace, M.	Cash Register Supervisor	1.00	22,547
Kishi, L.	Textbook Processing Clerk, Sr.	1.00	24,840
Lang, C.	General Book Department Clerk	1.00	20,460
Lewis, J.	Bookstore Clerk, Sr.	1.00	22,080
Maeshiro, R.	Shipping/Receiving Supervisor	1.00	28,740
Mays, J.	Senior Accounting Clerk	1.00	24,840
Munoz, S.	Customer Service Clerk	1.00	22,740
Rose, T.	Merchandise Buyer/Clerk	1.00	26,100
Simpson, C.	Utility Clerk	1.00	22,560
Smith, Z.	Textbook Processing Clerk	1.00	19,500
Weigant, S.	Print & Copy Sr. Clerk	1.00	20,460
Wong, D.	Computer Department Technician	<u>1.00</u>	<u>21,480</u>
Total Staff		14.00	328,787
TOTAL KENNEL BOOKSTORE		22.00	670,127
UNIVERSITY COURTYARD FINANCIAL OPERATIONS			
MANAGEMENT			
Johnson, K.	Assistant Director of Housing	<u>1.00</u>	<u>39,480</u>
Total Management		1.00	39,480
STAFF			
Huizar, L.	Housing General Position	1.00	19,490
Sauceda, C.	Housing General Position	1.00	19,490
Trujillo-Pugh, G.	Housing Accounting Supervisor	<u>1.00</u>	<u>27,352</u>
Total Staff		3.00	66,332

**1996/97 CALIFORNIA STATE UNIVERSITY, FRESNO
AUXILIARY
POSITION/SALARY/OPERATING EXPENSE BUDGET SUMMARY**

NAME	CLASS	TIMEBASE	ANNUALIZED SALARY RATE
TOTAL FINANCIAL OPERATIONS		4.00	105,812
MARKETING			
STAFF			
Dondero, C.	Marketing & Conference Coordinator	1.00	36,720
Total Staff		1.00	36,720
TOTAL MARKETING		1.00	36,720
RESIDENT ADVISORS			
MANAGEMENT			
Jacoby, S.	Area Coordinator	1.00	27,360
Total Management		1.00	27,360
TOTAL RESIDENT ADVISORS		1.00	27,360
		TOTAL UNIVERSITY COURTYARD	6.00 169,892
UNIVERSITY FOOD SERVICE ADMINISTRATION			
MANAGEMENT			
Prince, J.	Director of Food Service/Housing	1.00	87,060
Zavala, R.	Food Service Business Manager	1.00	42,900
Total Management		2.00	129,960
STAFF			
Clark, S.	Junior Clerk	1.00	21,960
Crisp, D.	Personnel Clerk	1.00	21,445
DeChow, J.	Assistant to the Director of Food Service	1.00	30,180
Dehner, D.	Cashier	1.00	26,100
Lillian, C.	Bookkeeping Technician	1.00	28,740
Ritter, L.	Bookkeeping Technician	1.00	26,084

**1996/97 CALIFORNIA STATE UNIVERSITY, FRESNO
AUXILIARY
POSITION/SALARY/OPERATING EXPENSE BUDGET SUMMARY**

NAME		CLASS	TIMEBASE	ANNUALIZED SALARY RATE
Weaver, C.		Junior Clerk	1.00	15,371
Wright, J.		Assistant Manager	<u>1.00</u>	<u>25,860</u>
<i>Total Staff</i>			8.00	195,740
TOTAL ADMINISTRATION			10.00	325,700
WAREHOUSE				
MANAGEMENT				
Parsons, J.		Warehouse Manager	<u>1.00</u>	<u>29,820</u>
<i>Total Management</i>			1.00	29,820
STAFF				
Garcia, L.		Sanitation/Maintenance Supervisor	1.00	28,740
Mottola, P.		Warehouse Worker II	1.00	23,670
Wright, R.		Warehouse Worker II	<u>1.00</u>	<u>23,670</u>
<i>Total Staff</i>			3.00	76,080
TOTAL WAREHOUSE			4.00	105,900
ATHLETIC CONCESSIONS				
MANAGEMENT				
Rodgers, G.		Assistant Manager of Athletic Concessions	1.00	27,360
Valley, I.		Senior Manager	<u>1.00</u>	<u>40,500</u>
<i>Total Management</i>			2.00	67,860
TOTAL ATHLETIC CONCESSIONS			2.00	67,860
CARL'S JR.				
MANAGEMENT				
Guill, D.		Senior Manager	<u>0.50</u>	<u>17,190</u>
<i>Total Management</i>			0.50	17,190

**1996/97 CALIFORNIA STATE UNIVERSITY, FRESNO
AUXILIARY
POSITION/SALARY/OPERATING EXPENSE BUDGET SUMMARY**

NAME	CLASS	TIMEBASE	ANNUALIZED SALARY RATE
STAFF			
Geary, V.	Food Production Worker	1.00	18,574
Hamilton, P.	Senior Clerk	0.50	10,230
Rubio, V.	Food Production Worker	<u>0.50</u>	<u>9,745</u>
Total Staff		2.00	38,549
TOTAL CARL'S JR.		2.50	55,739
CATERING			
MANAGEMENT			
Fernandez, S.	Catering Chef	<u>1.00</u>	<u>33,660</u>
Total Management		1.00	33,660
STAFF			
Kerns, D.	Special Services Coordinator	1.00	34,440
Rubio, V.	Food Production Worker	0.50	9,745
Wong, F.	Food Service Worker	<u>1.00</u>	<u>24,840</u>
Total Staff		2.50	69,025
TOTAL CATERING		3.50	102,685
COFFEEHOUSE/PUB			
STAFF			
Hamilton, P.	Senior Clerk	<u>0.50</u>	<u>10,230</u>
Total Staff		0.50	10,230
TOTAL COFFEEHOUSE/PUB		0.50	10,230
MONTEREY PASTA/ROUND TABLE PIZZA			
MANAGEMENT			
Guill, D.	Senior Manager	<u>0.50</u>	<u>17,190</u>
Total Management		0.50	17,190

**1996/97 CALIFORNIA STATE UNIVERSITY, FRESNO
AUXILIARY
POSITION/SALARY/OPERATING EXPENSE BUDGET SUMMARY**

NAME	CLASS	TIMEBASE	ANNUALIZED SALARY RATE
STAFF			
Gossett, M.	Food Production Worker	1.00	17,701
Total Staff		1.00	17,701
TOTAL MONTEREY PASTA/ROUND TABLE PIZZA		1.50	34,891
RESIDENCE DINING FACILITY			
STAFF			
Avila, M.	Food Production Worker	1.00	16,099
Butz, K.	Food Production Worker	1.00	16,099
Ehat, C.	Food Production Worker	1.00	22,339
Esparza, B.	Food Production Worker	1.00	19,490
Forston, L.	Food Production Worker	1.00	25,272
Gould, G.	Cook in Charge	1.00	23,670
Medina, J.	Food Service Worker	1.00	16,099
Reynolds, B.	Lead Cook	1.00	23,670
Stubbs, J.	Assistant Manager Resident Dining	1.00	35,484
Total Staff		9.00	198,222
TOTAL RESIDENCE DINING FACILITY		9.00	198,222
UNIVERSITY RESTAURANT			
STAFF			
Racki, S.	Food Service Worker	1.00	21,445
Total Staff		1.00	21,445
TOTAL UNIVERSITY RESTAURANT		1.00	21,445
USU-FOOD COURT			
MANAGEMENT			
Perkins, K.	Senior Manager	0.66	22,097
Total Management		0.66	22,097

**1996/97 CALIFORNIA STATE UNIVERSITY, FRESNO
AUXILIARY
POSITION/SALARY/OPERATING EXPENSE BUDGET SUMMARY**

NAME	CLASS	TIMEBASE	ANNUALIZED SALARY RATE
STAFF			
Carns, S.	Food Service Worker	0.50	9,287
Isgrigg, S.	Food Service Worker	<u>1.00</u>	<u>16,099</u>
Total Staff		1.50	25,386
TOTAL FOOD COURT-USU		2.16	47,483
TCBY-USU			
MANAGEMENT			
Perkins, K.	Senior Manager	<u>0.34</u>	<u>11,383</u>
Total Management		0.34	11,383
STAFF			
Carns, S.	Food Service Worker	<u>0.50</u>	<u>9,287</u>
Total Staff		0.50	9,287
TOTAL TCBY-USU		0.84	20,670
FRESNO CITY COLLEGE (OFF CAMPUS)			
MANAGEMENT			
Vasquez, C.	Assistant Manager Resident Dining	<u>1.00</u>	<u>33,360</u>
Total Management		1.00	33,360
STAFF			
Cavazos, F.	Cook in Charge	1.00	23,670
Gray, S.	Office Supervisor - FCC	1.00	19,500
Gibson, W.	Food Production Worker	1.00	21,840
Saldade, C.	Food Production Worker	1.00	21,840
San Miguel, Sulema	Food Production Worker	1.00	21,840
Zarasua, M.	Food Production Worker	<u>1.00</u>	<u>25,334</u>
Total Staff		6.00	134,024
TOTAL FRESNO CITY COLLEGE		7.00	167,384
		148	
TOTAL UNIVERSITY FOOD SERVICE		44.00	1,158,209

**1996/97 CALIFORNIA STATE UNIVERSITY, FRESNO
AUXILIARY
POSITION/SALARY/OPERATING EXPENSE BUDGET SUMMARY**

NAME	CLASS	TIMEBASE	ANNUALIZED SALARY RATE
UNIVERSITY STUDENT UNION			
USU-GENERAL			
MANAGEMENT			
Carlson, G.	Assistant Director - Special Projects	1.00	48,960
Zarr, J.	University Student Union Director	1.00	<u>73,800</u>
Total Management		2.00	122,760
STAFF			
Urrea, L.	Administrative Assistant	1.00	<u>29,880</u>
Total Staff		1.00	29,880
TOTAL UNIVERSITY STUDENT UNION-GENERAL		3.00	152,640
USU-BUILDING OPERATIONS (CUSTODIAL & MAINTENANCE)			
STAFF			
Alvarado, J.	Sanitation & Maintenance Supervisor	1.00	30,180
De La Cruz, R.	Sanitation & Maintenance Worker	1.00	23,700
Escalante, E.	Sanitation & Maintenance Worker	1.00	23,700
Rapozo Jr., A.	Maintenance Technician	1.00	31,740
Reyes, M.	Sanitation & Maintenance Worker	1.00	<u>23,700</u>
Total Staff		5.00	133,020
TOTAL USU-BUILDING OPERATIONS		5.00	133,020
USU-RESERVATIONS			
STAFF			
Zarrin-Ehteram, M.	Special Services Coordinator	1.00	<u>33,360</u>
Total Staff		1.00	33,360
TOTAL USU-RESERVATIONS		1.00	33,360

**1996/97 CALIFORNIA STATE UNIVERSITY, FRESNO
AUXILIARY
POSITION/SALARY/OPERATING EXPENSE BUDGET SUMMARY**

NAME	CLASS	TIMEBASE	ANNUALIZED SALARY RATE
USU-PRODUCTIONS			
MANAGEMENT			
Pitts, K.	Asst Director-Programs/Leadership Develop	1.00	34,992
<i>Total Management</i>		1.00	34,992
TOTAL USU-PRODUCTIONS		1.00	34,992
USU-SATELLITE STUDENT UNION			
STAFF			
Mileham, M.	Program Production Supervisor	1.00	38,640
<i>Total Staff</i>		1.00	38,640
TOTAL USU-SATELLITE STUDENT UNION		1.00	38,640
	TOTAL UNIVERSITY STUDENT UNION	11.00	392,652
TOTAL CALIFORNIA STATE UNIVERSITY, FRESNO ASSOCIATION, INC.		100.50	3,049,799

**1996/97 CALIFORNIA STATE UNIVERSITY, FRESNO
AUXILIARY
POSITION/SALARY/OPERATING EXPENSE BUDGET SUMMARY**

AUXILIARY	TOTAL POSITIONS	STAFF	MANAGEMENT	EXPECTED REVENUE	SALARIES	OPERATING EXPENSE & EQUIPMENT	TOTAL BUDGET	EXPECTED SURPLUS/ DEFICIT
ASSOCIATED STUDENTS, INC.								
Associated Students								
Administration				\$43,700		\$43,700	\$43,700	
Programs & Services				23,800		23,800	23,800	
Operating Expenses				60,485		60,485	60,485	
Campuswide				51,933		51,933	51,933	
Daily Collegian				162,822		162,822	162,822	
Joint Councils				29,000		29,000	29,000	
Miscellaneous				7,600		7,600	7,600	
Cultural Events				4,500		4,500	4,500	
Total - Associated Students				\$383,840		\$383,840	\$383,840	
Early Education & Care Services								
Early Education Center	13.00	13.00		\$632,710	\$239,608	\$393,102	\$632,710	
Campus Children's Center	16.00	15.00	1.00	433,258	269,193	164,065	433,258	
Total - Early Ed. & Care Svcs.	29.00	28.00	1.00	\$1,065,968	\$508,801	\$557,167	\$1,065,968	
TOTAL ASSOCIATED STUDENTS, INC.	29.00	28.00	1.00	\$1,449,808	\$508,801	\$941,007	\$1,449,808	

**1996/97 CALIFORNIA STATE UNIVERSITY, FRESNO
AUXILIARY
POSITION/SALARY/OPERATING EXPENSE BUDGET SUMMARY**

NAME	CLASS	TIMEBASE	ANNUALIZED SALARY RATE
ASSOCIATED STUDENTS, INC.			
EARLY EDUCATION CENTER			
STAFF			
Aaboe, R.	Teacher	1.00	22,920
Chum, C.	Instructional Aide	1.00	12,840
Gabaldon, J.	Instructional Aide	1.00	12,840
Hebert, A.	Instructional Aide	1.00	12,840
Hebert-Hall, M.	Teacher	1.00	19,080
Luke, W.	Cook	1.00	24,000
McIntyre, B.	Coordinator	1.00	29,808
Miniel, D.	Cook Assistant	1.00	12,480
Moreno, J.	Instructional Aide	1.00	13,200
Raines, W.	Teacher	1.00	20,800
Setyono, M.	Teacher	1.00	20,400
Shoji, K.	Clerical-General	1.00	19,200
Triplett, C.	Teacher	1.00	19,200
Total Staff		13.00	239,608
TOTAL EARLY EDUCATION CENTER		13.00	239,608
CAMPUS CHILDREN'S CENTER			
MANAGEMENT			
Jones, M.	Director	1.00	31,455
Total Management		1.00	31,455
STAFF			
Chavez, H.	Instructional Aide	1.00	13,488
Greer-Johnson, J.	Instructional Aide	1.00	14,076
Hays, P.	Teacher	1.00	19,188
Hernandez, M.	Instructional Aide	1.00	13,488
Hernon, C.	Teacher	1.00	17,880
Jones, C.	Teacher	1.00	20,376
Medcalf, K.	Instructional Aide	1.00	14,388

**1996/97 CALIFORNIA STATE UNIVERSITY, FRESNO
AUXILIARY
POSITION/SALARY/OPERATING EXPENSE BUDGET SUMMARY**

NAME	CLASS	TIMEBASE	ANNUALIZED
			SALARY RATE
Mendoza, J.	Instructional Aide	1.00	12,480
Montgomery, K.	Instructional Aide	1.00	10,920
Morris, T.	Instructional Aide	1.00	16,182
Pucay, M.	Teacher	1.00	17,880
Reynaga, K.	Clerical-General	1.00	17,148
Roberts, D.	Teacher	1.00	18,876
Spraggins, J.	Teacher	1.00	17,880
Vasquez, C.	Instructional Aide	1.00	13,488
Total Staff		15.00	237,738
TOTAL CAMPUS CHILDREN'S CENTER		16.00	269,193

TOTAL ASSOCIATED STUDENTS, INC. 29.00 508,801

**1996/97 CALIFORNIA STATE UNIVERSITY, FRESNO
AUXILIARY
POSITION/SALARY/OPERATING EXPENSE BUDGET SUMMARY**

AUXILIARY	TOTAL POSITIONS	STAFF	MANAGEMENT	EXPECTED REVENUE	SALARIES	OPERATING EXPENSE & EQUIPMENT	TOTAL BUDGET	EXPECTED SURPLUS/ DEFICIT
CALIFORNIA STATE UNIVERSITY, FRESNO FOUNDATION*								
FINANCIAL SERVICES								
Administration	1.00		1.00	\$1,484,000	\$66,000	\$696,983	\$762,983	\$721,017
Accounting & Payroll	2.00	2.00			54,180		54,180	-54,180
Foundation Program Employees	4.00	4.00			112,080		112,080	-112,080
Human Resources	1.50	1.00	0.50		58,260		58,260	-58,260
TOTAL FINANCIAL SERVICES	8.50	7.00	1.50	\$1,484,000	\$290,520	\$696,983	\$987,503	\$496,497

* Does not include Gifts, Contracts, or Endowment Earnings

**1996/97 CALIFORNIA STATE UNIVERSITY, FRESNO
AUXILIARY
POSITION/SALARY/OPERATING EXPENSE BUDGET SUMMARY**

NAME	CLASS	TIMEBASE	ANNUALIZED SALARY RATE
CALIFORNIA STATE UNIVERSITY, FRESNO FOUNDATION			
FINANCIAL SERVICES			
ADMINISTRATION			
MANAGEMENT			
Larson, R.	Director	1.00	66,000
<i>Total Management</i>		1.00	66,000
TOTAL ADMINISTRATION		1.00	66,000
ACCOUNTING & PAYROLL			
STAFF			
Pronovost, C.	Payroll Accounting Clerk	1.00	30,180
Sandoval, M.	Staff Accountant	1.00	24,000
<i>Total Staff</i>		2.00	54,180
TOTAL ACCOUNTING & PAYROLL		2.00	54,180
FOUNDATION PROGRAM EMPLOYEES			
STAFF			
Fay, A.	Jr. Grants Accountant	1.00	18,540
Poulsen, B.	Foundation Accounting Clerk	1.00	18,540
Hamilton, W.	Grants Accountant	1.00	37,500
Saris, G.	Grants Accountant	1.00	37,500
<i>Total Staff</i>		4.00	112,080
TOTAL MANAGEMENT INFORMATION SYSTEMS		4.00	112,080
HUMAN RESOURCES			

**1996/97 CALIFORNIA STATE UNIVERSITY, FRESNO
AUXILIARY
POSITION/SALARY/OPERATING EXPENSE BUDGET SUMMARY**

NAME	CLASS	TIMEBASE	ANNUALIZED SALARY RATE
MANAGEMENT			
* Quadro, M.	Assistant Director of Human Resources	<u>0.50</u>	<u>26,760</u>
Total Management		0.50	26,760
STAFF			
* Magnasco, E.	HR Administration Assistant	0.50	15,870
* Stemple, V.	Personnel Assistant	<u>0.50</u>	<u>15,630</u>
Total Staff		1.00	31,500
TOTAL HUMAN RESOURCES		1.50	58,260
TOTAL FINANCIAL SERVICES		8.50	290,520

*.50 timebase charged to Association budget

**1996/97 CALIFORNIA STATE UNIVERSITY, FRESNO
AUXILIARY
POSITION/SALARY/OPERATING EXPENSE BUDGET SUMMARY**

AUXILIARY	TOTAL POSITIONS	STAFF	MANAGEMENT	EXPECTED REVENUE	SALARIES	OPERATING EXPENSE & EQUIPMENT*	TOTAL BUDGET	EXPECTED SURPLUS/ DEFICIT
ATHLETIC CORPORATION								
Athletic Corporation	43.00	43.00		\$14,027,344	\$1,331,876	\$12,598,561	\$13,930,437	\$96,907
TOTAL ATHLETIC CORPORATION	43.00	43.00		\$14,027,344	\$1,331,876	\$12,598,561	\$13,930,437	\$96,907

1996/97 CALIFORNIA STATE UNIVERSITY, FRESNO
AUXILIARY
POSITION/SALARY/OPERATING EXPENSE BUDGET SUMMARY

ATHLETIC CORPORATION

Current Funding

Instructionally Related Activities Fee		\$125,000
Athletic Aid		\$2,560,697
Donations - Miscellaneous		\$243,000
Facility Options		\$910,382
Recruitment Funds - Bulldog Foundation		\$334,150
Revenues		
Booster Travel	\$346,096	
Concessions Commissions	180,299	
Conference Income	498,192	
Gate Receipts	4,744,518	
Guarantees	607,000	
Handling Charges	31,620	
Interest Income	201,717	
Marketing	866,645	
Miscellaneous	2,000	
NCAA Shares	358,630	
Parking Income	159,270	
Programs Income	69,531	
Radio Rights	133,394	
Seat Options - Points Allocation	20,575	
Sports Information Income	6,200	
Summer Camps Service	16,330	
Television Rights Fees	59,651	
Facilities/Rental Income	7,820	
Total Revenues		\$8,309,488
State Support - General Fund		\$1,544,627
Total Current Funding		\$14,027,344

**1996/97 CALIFORNIA STATE UNIVERSITY, FRESNO
AUXILIARY
POSITION/SALARY/OPERATING EXPENSE BUDGET SUMMARY**

ATHLETIC CORPORATION

Current Expenditures

Administration of Sports

Academic Services	\$301,009
Administration	1,153,742
Athletic Aid	2,203,151
Audit and Service Fees	58,900
Awards	20,250
Bad Debt Expense	3,000
Banquets	14,370
Booster Travel	332,340
Championship Travel	14,000
Compliance	51,868
Computer Operations	111,052
Debt Retirement - Capital Projects	500,000
Equipment Rooms	226,905
Facilities Maintenance/Rental	312,156
Fund Raising	4,500
Insurance	348,942
Interest Expense - Capital Projects	329,707
Marketing	465,505
Scoreboard Expenses	12,767
Ticket Office Operations	220,177
Training Room and Medical Supplies	317,908
Vehicle Expense	29,751
Weight Room	117,036

Total Administration of Sports	<u>117,036</u>	\$7,149,036
--------------------------------	----------------	-------------

Men's Sports		\$2,102,390
--------------	--	-------------

Women's Sports		\$887,404
----------------	--	-----------

Sports Information Office		\$574,703
---------------------------	--	-----------

Sports Communication/Production		\$125,445
---------------------------------	--	-----------

Pep Band - Pep Squad		\$38,620
----------------------	--	----------

Recruitment Fund Expenditures		\$301,000
-------------------------------	--	-----------

Salary Expenses - Other		\$2,751,839
-------------------------	--	-------------

Total Current Expenditures		<u>\$13,930,437</u>
-----------------------------------	--	----------------------------

Excess of Current Funding over Current Expenditures		\$96,907
---	--	----------

**1996/97 CALIFORNIA STATE UNIVERSITY, FRESNO
AUXILIARY
PROJECTED SALARY UTILIZATION**

NAME	CLASS	TIMEBASE	ANNUALIZED SALARY RATE
ATHLETIC CORPORATION			
COACHES			
Brady, T.	Assistant Coach - 10 Mo.	1.00	22,980
Cochran, J.	Assistant Coach	1.00	24,096
Harris, I.	Head Coach - 10 Mo.	1.00	39,828
Harris, Y.	Assistant Coach	1.00	41,676
Irle, D.	Head Coach	1.00	47,940
Oneal, D.	Assistant Coach	1.00	24,096
Reynaud, P.	Head Coach	1.00	43,680
Smith, P.	Head Coach - 10 Mo.	1.00	50,133
Sutter, M.	Assistant Coach	1.00	39,828
Telford, D.	Assistant Coach	<u>1.00</u>	<u>57,840</u>
Total Coaches		10.00	392,097
STAFF			
Badgett, C.	CA II	1.00	24,232
Bond, H.	CA II	1.00	20,730
Boyd, S.	CA I	1.00	22,488
Carter, S.	Equipment Attendant	1.00	23,237
Costa, T.	Equipment Attendant - 10 Mo.	1.00	20,201
Cova, J.	Marketing Specialist	1.00	27,156
Cumings, J.	CA II	1.00	24,232
Dunn, C.	CA I	1.00	23,446
Fertig, J.	Administrative Assistant	1.00	39,996
Gannaway, Linda	Academic Counselor - AY	1.00	37,956
Goldsmith, S.	Video Operator - 10 Mo.	1.00	20,800
Gould, V.	CA II	1.00	28,348
Greene, R.	Accounting Technician	1.00	28,705
Haglund, C.	Accounting Technician	1.00	31,482
Haglund, D.	Director	1.00	39,617
Irby, C.	CA II	1.00	25,252
Jesser, J.	CA III	1.00	28,348
Key, P.	Compliance Officer	1.00	36,000

**1996/97 CALIFORNIA STATE UNIVERSITY, FRESNO
AUXILIARY
PROJECTED SALARY UTILIZATION**

NAME	CLASS	TIMEBASE	ANNUALIZED SALARY RATE
Labosky, K.	Marketing Assistant	1.00	30,978
Lehman, J.	Public Affairs Assistant I	1.00	22,634
Matuszewicz, S.	Event Technician	1.00	29,400
McBride, F.	CA II	1.00	25,252
Nowell, J.	Attendant III	1.00	33,645
Ramirez, A.	Event Technician	1.00	28,815
Sanbongi, D.	CA II	1.00	25,252
Smith, Ernie	Academic Counselor	1.00	41,184
Sobonya, S.	Head Strength Coach	1.00	38,016
Tasier, A.	Accounting Technician	1.00	28,704
Turner, D.	Public Affairs Assistant I	1.00	26,026
Uresti, X.	Video Operator - 10 Mo.	1.00	20,800
Walle, C.	Assistant Strength Coach - 10 Mo.	1.00	26,328
Winslow, J.	Public Affairs Assistant I	1.00	23,630
Younger, M.	Equipment Technician I	<u>1.00</u>	<u>36,889</u>
Total Staff		33.00	939,779
TOTAL ATHLETIC CORPORATION*		43.00	1,331,876

* Denotes salaries paid through Athletic Corporation only