




1995-96



Mel's Desk - Do Not
Remove

CAL STATE FULLERTON BASKETBALL



QUICK FACTS

Location: Fullerton, CA 92634
Enrollment: 22,000
Nickname: Titans
Colors: Navy, Orange & White
Conference: Big West
Arena: Titan Gym (4,000)

President: Dr. Milton A. Gordon (714) 773-3456
Faculty Athletics Representative: Dr. Lee Gilbert 773-2024
Director of Athletics: John Easterbrook 773-3058
Equipment Manager: Cliff Hatter 773-3429
Sports Complex Director: Ron Bond 773-3337
Head Athletic Trainer: Julie Max 773-2219
Sports Information Director: Mel Franks 773-3970
Dir. of Ath. Academic Services: Christine McCarthy .. 773-3057
Ticket Manager: Patty Sexton 773-CSUF

Head Basketball Coach: Bob Hawking (CSU Northridge '71)
7-20 in one year at Cal State Fullerton and career
Assistant Coach: George Fuller (Grand Valley State '78)
Assistant Coach: George Tuttle (Texas '90)
Assistant Coach: Jeff Dunlap (UCLA '86)
Administrative Assistant: Sean McKeever
Managers: Steve Chen, Mike Seifen,
Franz Criegio and Vince Cunningham
Basketball Office: 773-3711

1994-95 Record: 7-20, 5-13 (9th) in Big West Conference
Returning Starters: 2 Starters Lost: 3
Returning Lettermen: 4 Lettermen Lost: 7
Roster Breakdown:
Seniors: 1 Juniors: 6 Sophomores: 4 Freshmen: 2

MEDIA INFORMATION and DIRECTORY

PRESS ROOM: Room 162 in the eastern wing of the gymnasium serves as the press room for Titan basketball. Five telephone lines are available -- two at all times and three after the conclusion of radio post-game shows.

PRESS TABLES: Primary beat reporters and broadcasters will be located on the south side of the playing floor near the scorer's table. Auxiliary seating and scout seating is available at tables situated along the base lines.

GAME SUMMARY PACKETS: Booklets consisting of computer generated halftone boxes, final boxes and play-by-play summaries will be collated and distributed in Room 162 of the gymnasium building.

PRESS/PHOTO CREDENTIALS: Will be issued on a per game basis only. Requests should be made as far in advance as possible. "Visiting" media may make their requests through their respective "home" SIDs. Photo credentials must be worn in plain sight at all times. Photographers may shoot only from the designated areas behind both baselines.

PARKING: Parking is available by:

- Using Lot A at State College and Yorba Linda Blvd. or Lot B off State College Blvd. and paying \$1.50 (Monday thru Thursday only) upon entry for a daily permit, or:
- Obtaining a complimentary pass upon presentation of news credential to the Visitors Information Booth located on the south side of campus, northwest of the corner of Commonwealth and Nutwood Avenues.

BROADCAST SPACE: One table is allocated to each team's designated commercial radio station. Each holds three persons comfortably across the working counter with one cramped seating space available to the rear.

TELEPHONES: There is one telephone at the press table -- (714) 773-3970 -- which must be kept free for messages, out-of-town scores, etc. Additional telephones CANNOT be installed at the press table due to the physical limitations of the building. Please call if you have special telephone needs.

LOCKER ROOMS: Are located off the hallway on the north side of the playing floor. Bob Hawking will conduct his post-game interviews in the equipment manager's office just outside the Fullerton players' locker room, which is **CLOSED** to the media. Players will be brought to the office area upon request after a reasonable cooling-off period.

FAX on DEMAND: Fullerton's releases, statistics and most recent box scores are available by calling (770) 399-3066. The Big West Conference is 292#. Fullerton's codes are 1220 for the release, 1222 for cumulative statistics and 1223 for the most recent box score.

NEWSPAPERS

DAILY TITAN, Box 2040, CSUF, Fullerton 92634-9480 (714) 773-2991
Mike McCormick, sports editor Fax: (714) 773-2702
L.A. TIMES (O.C.), 1375 Sunflower Ave., Costa Mesa 92626 ... (714) 966-5904
Keith Thursby, editor; Lon Eubanks (beat) Fax: (714) 966-5663
L.A. TIMES, Times Mirror Square, Los Angeles 90053 (213) 237-7145
Bill Dwyre, editor; Alan Malamud (column) Fax: (213) 237-7876
THE REGISTER, 625 N. Grand Ave., Santa Ana, 92701 (714) 953-7803/8
Larry Bortstein or Janis Carr (beat) Fax: (714) 565-6765
USA TODAY (703) 276-3400 ext. 3714; Fax: (703) 524-4698

RADIO

KFWB, 6230 Yucca St., Los Angeles, 90028 (213) 462-6870
Rod Van Hook Fax: (213) 871-4670
KIIS, 6255 W. Sunset Blvd., Los Angeles, 90028 (213) 466-8381
Vic "the Brick" Jacobs Fax: (213) 466-9330
KNX, 6121 Sunset Blvd., Los Angeles, 90018 (213) 460-3562
Fred Gallagher and Ronnie Bradford Fax: (213) 460-3275
XTRA, 4891 Pacific Hwy., San Diego 92110 .. (619) 291-9191 Fax: (619) 291-6397

TELEVISION

KABC Ch. 7, 4151 Prospect Ave., L.A. 90027 (310) 557-3285
Rick Lozano and Todd Donoho; Stan Radford, producer. Fax: (310) 557-3360
KCAL Ch. 9, 5515 Melrose Ave., Los Angeles, 90038 (213) 960-3848
Deborah Vogel, producer Fax: (213) 464-2526
KCBS Ch. 2, 6121 Sunset Blvd., Los Angeles, 90028 (213) 460-3252
Jim Hill, director, Fax: (213) 460-3337
KCOP Ch. 13, 915 N. La Brea Ave., Los Angeles, 90038 (213) 850-2222
Tony Hernandez, director Fax: (213) 850-1265
KNBC Ch. 4, 3000 W. Alameda Ave., Burbank, CA 91523 (818) 840-4237
Fred Roggin, director; Mike Cunningham, producer Fax: (818) 840-3535
KTLA Ch. 5, 5800 Sunset Blvd., L.A., CA 90028 (213) 460-5907/x3826
Stu Nahan and Ed Arnold Fax: (213) 460-5333
KTTV Ch. 11, 5746 Sunset Blvd., Los Angeles, CA 90028 (213) 856-1236
Joe Babin, director; Bob Guerrero, producer Fax: (213) 467-6938
O.C. NEWSCHANNEL, 625 N. Grand Ave., Santa Ana, 92701 (714) 565-3859
Rick Mielke, Dave Feldman and Jim Watson Fax: (714) 565-3869
PRIME SPORTS PRESS BOX (310) 286-3800

WIRE SERVICES

A.P., 1111 S. Hill St., L.A. 90015 (213) 626-1200 Fax: (213) 346-0200
U.P.I., 11702 Regan St., Los Alamitos 90720 . (310) 431-4374 Fax: (310) 596-0295
SPORTSTICKER (800) 367-8935 Fax: (800) 336-0383



1995-96 BASKETBALL



1995-96 MEDIA GUIDE

Published Nov. 8, 1995 • Editor: Mel Franks

Contributors: Jason Franks,

Jason Pommier & Mark Shimamoto

Player Photos: Mike Riley, CSUF Learning
Technology Center and Mel Franks

Mel Franks, Media Relations Director

800 N. State College Boulevard, PE 133-C

Fullerton, CA 92634-9480

(714) 773-3970 • FAX (714) 773-3141

Home (714) 525-7609 • Gym (714) 773-3970

FAX-on-Demand Service


(770) 399-3066

Conference code: 292 Release: 1220

Statistics: 1222 Latest Box Score: 1223

INDEX

Academic Assistance	4
Administration	3
All-Time Results	
by Game	41-43
by Opponent	44
by Year	43
vs. Big West Opponents	22-23
All-Time Division I Roster	44
Assistant Coaches	7
Athletic Department Directory	3
Big West Conference	20
Big West Tournament Results	21
Cheerleaders	13
Coaching Staff	6-7
Easterbrook, John	3
FAX-on-Demand Directory	11
Gordon, Dr. Milton A.	3
Hawking, Coach Bob	6
Home Court Record	48
Hotels	26
Mascot and Nickname	5
Media Information and Directory	Inside front cover
National Basketball Association Titans	45
Nickname and Mascot	5
Opponents for 1995-96	24-29
Player Profiles	10-19
Record Book	46-48
Review of 1994-95	30
Final Statistics	31
Game Summaries and Box Scores	34-40
Game-by-Game Results	32
Game-by-Game Statistics	33
Highs and Lows	32
Rosters	
All-Time Div. I	44
Alphabetical & Numerical	9
Radio-TV	Inside back cover
Season Preview	8
Schedule for 1995-96	Back cover
University Profile	2





CAMPUS PROFILE

California State University, Fullerton is a broadly based liberal arts institution that also offers many professional studies, such as business administration, education, engineering and nursing.

Classes were offered for the first time in 1959, and the first commencement (for five students) was in 1960.

The University's 22,000 students come primarily from Southern California with many from other states and other nations. Many students commute each day to and from classes; some come to classes only in the evening.

Drawn from throughout the world, the 700-member faculty is noted for its commitment to effective teaching and scholarly activity. Research is actively pursued, typically with students involved.

The University enjoys full accreditation for its overall program. In addition, national recognition has been accorded to programs in art, athletic training, business, chemistry, communications, computer science, dance, engineering, music, nursing,



public administration, speech and hearing, teacher education and theater. All told there are 94 degree programs — 44 of them at the graduate level — plus a wide variety of credential and certificate programs. Reinforcing classroom instruction is an internship and cooperative education program that allows students to gain on-the-job experience while continuing their regular studies.

Another amenity is the extended education program. It provides classes, workshops, conferences and study tours without the formalities of regular admission to the University.


Still another strong point is the University's cultural events program. It includes a series that brings nationally-known professional artists to Cal State Fullerton for residencies and public performances.

An extensive recreation program aimed chiefly at students but also open to community members is another highlight, as is the network of community support groups. Another is Continuing Learning Experience, which spearheaded the fund-raising campaign to build a gerontology center on campus.

The Ruby Gerontology Center serves as an educational and research facility for the study of aging and a meeting place for the Continuing Learning Experience.

Through a series of joint ventures started in 1979 with the establishment of the Fullerton Arboretum and continuing with the opening of a Marriott hotel on campus in 1989, the University and the city of Fullerton opened the Titan Sports Complex in 1992. A 10,000-seat multipurpose stadium, an adjoining baseball stadium and a separate track facility are newly completed features of the complex.


To reinforce the University's commitment to high academic standards and community services, Cal State Fullerton has embarked on a comprehensive fund-raising campaign. Its purpose is to raise the necessary non-state funding to make a very good university a great institution.





ADMINISTRATION

Dr. Milton A. Gordon, President



Dr. Milton A. Gordon was selected the fourth president of Cal State Fullerton by The California State University Board of Trustees and assumed his duties on Aug. 6, 1990.

His university leadership includes serving as vice president for academic affairs at Sonoma State University for four years, as dean of the College of Arts and Sciences at Chicago State University for more than eight years and as director of the Afro-American Studies Program at Loyola University of Chicago for six years.

President Gordon also taught at the Illinois Institute of Technology and in the Chicago public schools and served as a mathematician at the University of Chicago's Laboratories of Applied Sciences.

He is the Big West Conference representative to the NCAA Presidents Commission, California state representative to the American Association of State Colleges and Universities and serves on the governing boards of the National Conference of Christians and Jews, California Coalition for Mathematics, Orange County Chamber of Commerce, Orange County Community Foundation, United Way of Orange County, YMCA of Orange County and Fullerton Chamber of Commerce. In addition, he is on the advisory boards of St. Jude Medical Center and The California State University's Institute for Teaching and Learning.

The President has a Ph.D. in mathematics from the Illinois Institute of Technology, an M.A. in mathematics from the University of Detroit and a B.A. in mathematics and secondary education from Xavier University of New Orleans, Louisiana.

John Easterbrook, Athletic Director



John Easterbrook is in his second year in charge of the Cal State Fullerton athletic department, riding the momentum of a most noteworthy inaugural 12 months. Under his leadership in 1994-95, the Titans came out in the black budgetarily and had three teams gain the NCAA national quarterfinals led by the championship baseball team.

Easterbrook was appointed on Sept. 1, 1994, by President Milton Gordon. He was chosen from a field of 41 candidates on the strength of his experience at a successful Div. I program and his familiarity with the California State University system as an associate athletic director for nine years at Fresno State. Easterbrook, 56, was involved primarily in compliance, facilities and event management at Fresno State, which annually draws more than 500,000 fans to home athletic events.

Easterbrook was hired at Fresno State by Dr. Gary Cunningham. The pair had crossed paths at the University of Wyoming in Laramie where Easterbrook was the president and chief executive officer of American National Bank and Cunningham was the UW athletic director.

Easterbrook previously coached college football for 13 seasons at Idaho, Oregon State, Illinois and Wyoming. He was a three-year starter at quarterback and also played two seasons of basketball at Illinois. He was the Most Valuable Player of the Copper Bowl. He earned a bachelor's degree in commerce and law and attended law school for two years before entering coaching.

The Champaign, Illinois, native and his wife, Cynthia, have three adult children and three granddaughters. John and his two sons are avid golfers.

ATHLETIC DEPARTMENT DIRECTORY

ATHLETIC DIRECTOR: John Easterbrook 773-3058

ASSOCIATE A.D./SWA: Dr. Maryalyce Jeremiah 773-3058

ATHLETIC DEPT. SECRETARY: Marlo Carr 773-3058

ASST. A.D./MEDIA RELATIONS: Mel Franks 773-3970

DIRECTOR OF ATHLETIC ACADEMIC SERVICES:

Christine McCarthy 773-3057

EQUIPMENT MANAGER: Cliff Hatter 773-3429

ASST. EQUIPMENT MANAGER: Joe Camacho 773-3429

COORD. OF ADMIN. SERVICES: Nan Bullington 773-2678

INTERIM FINANCIAL MGR.: Michael Grubbs 773-3507

COMPLIANCE DIRECTOR: Dr. June Kearney 773-3431

TICKET MANAGER: Patty Sexton 773-CSUF

PROMOTIONS COORDINATOR: Jeff Poltorak 773-CSUF

COORD. OF ACAD. SERVICES: Barbara Kempton .. 773-3057

SPORTS COMPLEX:

DIRECTOR: Ron Bond 773-3337

ASSOCIATE DIRECTOR: Ron Andris 773-2087

ASSOCIATE DIRECTOR: Mike Uraire 773-3243

HEAD COACHES:

BASEBALL: Augie Garrido 773-3789

MEN'S BASKETBALL: Bob Hawking 773-3711

WOMEN'S BASKETBALL: Deborah Ayres 773-3604

M/W CROSS COUNTRY: John Elders 773-3490

M/W FENCING: Heizaburo Okawa 773-2090

WOMEN'S GYMNASTICS: Lynn Rogers 773-2778

M/W SOCCER: Al Mistri 773-3489

SOFTBALL: Judi Garman 773-3495

WOMEN'S TENNIS: Bill Reynolds 773-3053

M/W TRACK: John Elders 773-3490

WOMEN'S VOLLEYBALL: Mary Ellen Murchison ... 773-3052

WRESTLING: Ardesbir Asgari 773-2138

ATHLETIC TRAINING ROOM:

HEAD ATHLETIC TRAINER: Julie Max 773-2219

ASSISTANT TRAINER: Chris Mumaw 773-2561

GRADUATE ASSISTANT: Brandon Dederich 773-2561

GRADUATE ASSISTANT: Stacey Jensen 773-2219



ACADEMIC ASSISTANCE

The Athletic Academic Services department was established at Cal State Fullerton to help ensure the academic success of intercollegiate athletes.

The mission of Athletic Academic Services, according to Director Christine McCarthy, is to provide academic and effective support services to help each student reach his or her academic goals.

"We want all of our student-athletes to benefit fully from his or her educational experience at Cal State Fullerton," said McCarthy.

The department's many programs and services are directly aimed at this goal. The office is responsible for academic advisement, coordinating study plans, class schedules, study skills workshops, tutoring, study hall, faculty and peer mentoring and referrals to the many campus services available.

The office is staffed by three full-time personnel in McCarthy, Academic Counselor Pam Vasquez and Administrative Assistant Barbara Kempton and four half-time graduate assistants -- Heather Killeen, Dona Bruner, Kim Bradley and Dan Michael, who serve as academic counselors and peer mentors. Kempton has been at CSUF for 29 years, and her knowledge of the campus and the athletics department is immensely valuable to student-athletes who may need help with administrative paperwork and problems.

Coaches rely on Athletic Academic Services to track student-athletes' progress in classes and to alert them and the students to any potential problems. The department has an "Early Warning" system -- periodic grade checks -- in place which encourages faculty members to notify the office if a student is having problems with coursework and may require academic support.

Student-athletes at CSUF take an average of 4 1/2 to 5 years to graduate, and some of that success can be credited to Athletic

Academic Services. The staff members assist with selecting and registering for classes, referring students to faculty advisors and tracking and evaluating their progress toward graduation. The office's services are available to all past and current student-athletes.

"Not all student-athletes are able to graduate in four years, because of professional opportunities or personal commitments," says McCarthy. "We developed a re-entry program for former student-athletes who wish to complete their studies, offering them the same services which were available to them when they competed for us."

The office of Athletic Academic Services helps student-athletes feel comfortable in the CSUF environment and McCarthy's experience before coming to the department in July, 1992, helps the orientation process.

McCarthy received her masters degree in social science from Cal State Fullerton in 1987 and has been working in education since 1984. Previous to her appointment in athletics, McCarthy worked for three years as the Assistant Director of the Learning Assistance Resource Center at CSUF before budget cuts eliminated the department. At the LARC, she supervised 80 student employees who were responsible for the various tutorial, strategies classes, computer skills and study skill programs which were available for the university students.

Before coming to Cal State Fullerton, McCarthy was the director of student services at Western State University, College of Law, and before that was the director of student services at the University of Phoenix.

Academic assistance staff members surround director Christine McCarthy. Front row, from left: Heather Killeen and Pam Vasquez. Middle row: Dona Bruner, McCarthy and Kim Bradley. Back row: Dan Michael and Barbara Kempton.





NICKNAME AND MASCOT

"What exactly is a Titan?"

"Why do you have an elephant for your mascot?"

Those are two of the first questions that pop into the minds of media and fans when a Cal State Fullerton athletic team makes its inaugural visit. While the relatively young institution carved out of the Orange County citrus groves may be too new for many traditions, here are the recognized legends.

"It was the students' decision in a vote," explained Dr. Ernest Becker, founding Dean of Students, of the nickname 'Titans.' "More than a hundred names were suggested, and the Student Council took on the job of narrowing the list down to a few for the purposes of an election. The vote was close, with Titans narrowly prevailing over Aardvarks and Rebels."

It was a unique student body at the outset, all upper division students until 1963. There were 453 of them, mostly female, in 1959, the first year of classes at what was then known as Orange County State College. They voted to organize as a student body and to assess themselves a fee of \$10 per semester.



Mark Monninger brought Tuffy to life in the early 1980s.

were others, however, who related the name to the Titan missile then in prominence."

Nothing official was done about a mascot because no one knew quite what to do. Until, of course, the "First Intercollegiate Elephant Race in Human History."

"Even when it was decided that 'Titans' would be the nickname, there was confusion as to what it represented," said Becker. "I was thinking of a large mythological figure from Greek history, not unlike Tommy Trojan, but with perhaps straighter, more modern lines. In the same vein, the original dormitories were named Othrys Hall. There



Tuffy found a female Tiffany for the 1990s.

What began as a practical joke turned into probably the biggest "happening" on the campus to this day. The "gag" attracted elephants from universities around the nation and even Oxford from England. A crowd estimated at more than 10,000 people turned out on "Dumbo Downs" as the hastily graded field became known that spring afternoon in 1962.

To publicize the event, a circus-like elephant called Tuffy the Titan was used and it began appearing on sweaters and notebook covers around the campus. With no other mascot, the elephant was unofficially adopted. Several revisions in the caricature have been made in recent years to create a more tenacious Tuffy, or Titus as he also was called in an attempt to make him Greek. The costume that brings the elephant mascot to life also has changed as evidenced by the adjacent photographs.

Tuffy even attracted a female Tiffany in 1992.

The origin of the school colors also bears discussion. The students voted for royal blue and white when they chose Titans, but the athletic equipment manager at the time thought orange was an appropriate color on uniforms for a school known as Orange County State College. The unofficial color was "adopted" and finally was formally acknowledged by the Athletics Council in 1987. A change to a navy blue in uniforms and printing instead of the "reflex" blue of recent years was initiated in 1992 with a de-emphasis of the orange, originally furthered by former Director of Athletics Lynn Eilefson in the mid 1980s.



letics

And, finally, there is the matter of the school's name. As mentioned earlier, the name originally was Orange County State College. It's also been Orange State College and later California State College at Fullerton or *comma*, Fullerton. The change to university status necessitated a further change to California State University, Fullerton, but the school's address could not be changed from 800 N. State College Boulevard. To its alumni of more than 100,000, it's simply Cal State Fullerton.



Circuslike Tuffy, circa 1970, gave way to more natural, ferocious looking model above in the mid 1980s.



COACH BOB HAWKING

It took 18 years of high school basketball coaching and six years as a college assistant to prepare Bob Hawking for the head college job that came his way in a whirlwind 72 hours at Cal State Fullerton in September of 1994. But the appointment wasn't officially his until Apr. 18, 1995, when the interim tag was removed and he was given a three-year contract as head coach of the Titans.

Hawking was promoted from a Titan assistant to the interim head coach on Sept. 22, 1994, when Head Coach Brad Holland abruptly resigned to take a similar post at the University of San Diego. Hawking promoted assistants George Fuller and George Tuttle one notch each and hired Jeff Dunlap in November to complete his staff, which returns intact for the 1995-96 campaign.

"Bob has received great support from his coaching peers, his players and the local community," said Athletic Director John Easterbrook at an April press conference. "He handled a very difficult situation with class and cooperation. He and his staff are excited about their recruiting class and optimistic about the future of Titan basketball."

"Our staff and student-athletes are working very hard to make our program respectable," said Hawking. "We are committed to making it work. Our intention is to build from the ground up. With that as the focus, we will not assume anything. We intend to establish goals, work ethic and the intangible qualities needed for any organization to be successful."

"Our recruiting philosophy is based on three cornerstones. We are looking for good people, good players and young men who want to earn a college degree. We will not recruit anyone who does not fit that mold."

"On the court we want to play up tempo. We have recruited to that style and will continue to do so. Secondly, but just as importantly, we will put a priority on playing and practicing hard on a daily basis."

The Titans began Hawking's first season well, splitting their first six games and jumping off to a 2-0 start in the Big West Conference with wins at UNLV and UC Irvine. But several injuries down the stretch drained the limited depth and the Titans settled for a 7-20 overall mark and a 5-13 Big West log while going with basically a 3-guard lineup, a format likely to continue.

Hawking, 46 on Nov. 7, was the top assistant under Holland for two years at Fullerton after two-year stints under Bob Williams at UC Davis and Tom Asbury at Pepperdine. Hawking's high school coaching career began at Pater Noster High in



Los Angeles and he later served as head coach at Simi Valley High School for 14 years and developed a championship program. His teams went to the CIF playoffs nine times and won five Marmonte League championships. His 1987 team was ranked No. 4 in the state and his 1988 team won the CIF title behind the play of Don MacLean, who went on to become the alltime leading scorer in the Pac-10 for UCLA. Hawking was selected the CIF Southern Section 4A Coach of the Year.


The playing career of Hawking began at Alemany High School in Mission Hills and continued at Pierce College, where he played for current Louisville coach Denny Crum. He completed his playing career at Cal State Northridge, where he earned a degree in 1971.

Hawking was born on Nov. 7, 1949, in Chicago. He and his wife, Jeannie, have three children. Kristin, 17, and Quinn, 13, are at home in Yorba Linda while son Butch, a graduate of the Air Force Academy, is in the Air Force but hopes to begin a coaching career in the future. Kristin is a distance runner at Esperanza High School in Anaheim.





ASSISTANT COACHES



George Fuller
(Grand Valley State '78)


George Fuller begins his second year as the top assistant for Head Coach Bob Hawking. An assistant the previous 10 years at Grand Valley State in Allendale, Michigan, Fuller was hired as an assistant at Fullerton on Aug. 22, 1994, and stepped up a notch on Sept. 22 when Hawking replaced former head coach Brad Holland.

Fuller spearheads the Titans' recruiting efforts and plays a large part in game preparation both in practice and in opponent scouting. In addition, he assists Coach Hawking with the summer basketball camp. His focus with the players primarily is with the post players and on team defense.

Fuller, 39, had spent his entire basketball career at Grand Valley. A two-time all-conference selection, he was the starting point guard on three conference championship teams for Head Coach Tom Villemure and earned his degree in 1978 in public administration. He stayed on campus as first a part-time and then a full-time aide to Villemure.

During his tenure, Fuller also coordinated the athletic study table for all sports except football and he worked four years in the school's financial aid department. He also taught physical education classes and earlier worked in the university's admissions office. He obtained a master's degree in public administration in 1993 at Grand Valley State.

George and his wife, Rochelle, have a son, Jonathan, 6. George's brother, Tony, is the head basketball coach at Pepperdine.




George Tuttle
(Texas '90)

Versatile George Tuttle returns to the Titans' coaching staff for a third season in 1995-96. With last year's promotion he added off-campus recruiting to his list of responsibilities which included coordinating the Titans' academic monitoring and sharing in opponent scouting, game preparation, on-floor coaching, camp administration and on-campus recruiting. On the floor he concentrates on improving the Titans' guard play and team and individual defense.

Tuttle, 28, came to Fullerton in 1993 after a busy two years at Sheridan Junior College in Wyoming. In addition to his coaching duties, he served as academic advisor and physical education instructor as well as sports information director. Tuttle had the privilege of working under one of the winningest JC coaches in America in Bruce Hoffman. Together they compiled a 52-12 record including a 1992-93 season mark of 28-4 and a No. 12 national ranking.

Tuttle served one year as a graduate assistant at the University of Texas for Coach Tom Penders in 1990-91. He has worked summer basketball camps around the country and coached on the prep level in Oklahoma and Texas.

Tuttle played on the St. Edward's University varsity basketball team in Austin and was a two-time academic all-conference and all-region selection. He earned his bachelors degree at the University of Texas and has worked toward a master's degree at Texas and Wyoming.



Jeff Dunlap
(UCLA '86)

Jeff Dunlap joined Coach Bob Hawking's staff in late October of last season to fill the spot vacated by George Tuttle's promotion.

Dunlap returned to Southern California after a three-year term as an assistant to Coach Steve Hawkins at Quincy University in Quincy, Illinois. There he was the recruiting coordinator and supervised team and individual defense. Dunlap's recruiting efforts helped Quincy earn consecutive NCAA tournament bids.

Dunlap, 32, began his coaching career in 1986 with the junior varsity at North Hollywood High School, his alma mater. He moved in 1988 to College of the Canyons in Valencia where he was an assistant to Lee Smelser with the men's program and the head coach for the women's program for three seasons.

With the men he was the main floor assistant as the Cougars won back-to-back conference championships. The Lady Cougars made their first appearance in the state tournament under Dunlap as he compiled a 44-20 record that included a school-record 25 wins in a season including 13 in a row. He also was the school's sports information director.

Dunlap was a three-year letterman at UCLA and a member of the 1985 NIT championship squad under Coach Walt Hazzard. Dunlap was selected the team's Outstanding Senior in 1986. He also played one season at Pierce College in Woodland Hills after earning All-San Fernando Valley and all-league prep honors.



SEASON PREVIEW

There's a new floor in Titan Gymnasium for the 1995-96 season and it's an appropriate change, since this year's edition of the Cal State Fullerton men's basketball team will be rebuilding from the ground up.

Only four lettermen -- just two starters -- return from last year's 7-20 team for Coach Bob Hawking, who in April lost an interim tag and gained a three-year contract as head coach. He does have three redshirts returning with practice experience, but will have to rely on total newcomers to help form the club's nucleus.


"We have some veterans in the backcourt but we will be relatively inexperienced in the front court," said Hawking. "Someone else said it before me, but it's so true -- I'd rather have inexperienced but talented players than have experienced players with little talent.

"In some ways it may be an advantage in our situation. We have a lot of young players who are going to be able to play and to develop. Hopefully, given the opportunity, some of them will be able to come in and perform at a higher level. Our only goal for 1995-96 is improvement. From a stability standpoint alone, for the players and particularly the coaching staff, we should see a lot of improvement."

Guards Chris Dade (9.9 ppg), Chuck Overton (9.3 ppg) and Chris St. Clair (10.0) are the key returning players. Each averaged about 10 points in 1994-95 with Dade and Overton starting virtually every game and St. Clair coming off the bench. The other letterman is forward DeV Vaughn Wright, who played only 123 minutes.

"Being a returning starter doesn't guarantee you will start next year, but the statistical sheet tells you to look for that trio again in our 3-guard lineup," said Hawking.

The returning redshirts are center Dirk




Chuck Overton

lost forward David Frigout, who left with one year of eligibility remaining to play professionally in his native France in the same league as former Titan All-Big West performer Bruce Bowen.


"We expect to play up tempo," says Hawking. "The quicker the better. It won't be Loyola Marymount of the early 1990s with (Hank) Gathers and (Bo) Kimble, but it will be a fast pace. The kids

we have want to be part of that style of play, and so will the recruits of the future."

The schedule is formidable. Prior to the Big West Conference slate, the Titans face four teams in the top 100 of last season's computer rankings in defending national champion UCLA, Utah, Gonzaga and Montana. All but Montana were in the NCAA Tournament field. Other opponents are San Francisco, Loyola Marymount, San Diego State and Cal State Northridge.



Chris St. Clair



Chris Dade



TITAN ROSTER

1995-96 Cal State Fullerton Titans - Alphabetically

No.	Name	Pos.	Ht.	Wt.	Yr.	Hometown	Previous School
12	Chris Dade*	G	6-2	195	So.	San Diego	El Camino HS
31	Andy Hinkle	F	6-6	185	So.	Placentia	El Dorado HS
14	Kenroy Jarrett	G	5-10	155	Fr.	Twentynine Palms	Twentynine Palms HS
41	Maurice Madison	G-F	6-5	190	So.	Milwaukee, WI	Northeastern Illinois
10	Ali Nayab	G	5-10	160	Jr.	San Diego	Southwestern JC
33	David Ng	F	6-8	205	Jr.	Rosemead	East L.A. JC
22	Chuck Overton*	G	6-3	180	Sr.	Tucson, AZ	Salt Lake City CC
15	Dirk Rassloff	C	6-9	245	Jr.	Offenbach, Germany	Fairleigh Dickinson
42	Mark Richardson	F	6-7	215	Fr.	Fort Wayne, IN	Bishop Dwenger HS
24	Chris St. Clair**	G	6-0	170	Jr.	La Habra	Sonora HS
32	Brian Thomas	G	6-3	175	Jr.	Monroe, LA	Navarro JC
25	Wyki Tyson	F	6-8	230	RS	Troy, MI	Eastern Kentucky
34	John Williams	F	6-5	220	Jr.	Moreno Valley	Mt. San Jacinto JC
44	DeVaughn Wright*	F	6-6	215	So.	Fountain Valley	Mater Dei HS

*letters earned

1995-96 Cal State Fullerton Titans - Numerically

No.	Name	Pos.	Ht.	Wt.	Yr.	Hometown	Previous School
10	Ali Nayab	G	5-10	160	Jr.	San Diego	Southwestern JC
12	Chris Dade*	G	6-2	195	So.	San Diego	El Camino HS
14	Kenroy Jarrett	G	5-10	155	Fr.	Twentynine Palms	Twentynine Palms HS
15	Dirk Rassloff	C	6-9	245	Jr.	Offenbach, Germany	Fairleigh Dickinson
22	Chuck Overton*	G	6-3	180	Sr.	Tucson, AZ	Salt Lake City CC
24	Chris St. Clair**	G	6-0	170	Jr.	La Habra	Sonora HS
25	Wyki Tyson	F	6-8	230	RS	Troy, MI	Eastern Kentucky
31	Andy Hinkle	F	6-6	185	So.	Placentia	El Dorado HS
32	Brian Thomas	G	6-3	175	Jr.	Monroe, LA	Navarro JC
33	David Ng	F	6-8	205	Jr.	Rosemead	East L.A. JC
34	John Williams	F	6-5	220	Jr.	Moreno Valley	Mt. San Jacinto JC
41	Maurice Madison	G-F	6-5	190	So.	Milwaukee, WI	Northeastern Illinois
42	Mark Richardson	F	6-7	215	Fr.	Fort Wayne, IN	Bishop Dwenger HS
44	DeVaughn Wright*	F	6-6	215	So.	Fountain Valley	Mater Dei HS

*letters earned

Head Coach: Bob Hawking (Cal State Northridge '71), 2nd year

Assistants: George Fuller (Grand Valley State '78), 2nd year; George Tuttle (Texas '90), 3rd year;


Jeff Dunlap (UCLA '86), 2nd year

Pronunciation Guide


ahl-LEE NIGH-ab

david ENG


WHY-kee tyson



Sean McKeever
Administrative Assistant



Steve Chen
Head Manager



Mike Seifen
Manager




TITAN LETTERMAN

12

Chris Dade

G

6-2 195 Sophomore San Diego El Camino HS



Chris Dade made a significant impact on the Titan program in 1994-95 and figures to blossom into a star in 1995-96... as a redshirt-freshman last year he earned a berth on the Big West Conference all-freshmen team after sitting out his true freshman campaign due to a wrist injury... proved an adept scorer on the perimeter or driving to the basket... excellent defender who usually drew the opponents' small forward and usually was outmanned by several inches.

CSUF in 1994-95: Appeared in all 27 games, 24 of them as a starter... was team's third best scorer at 9.9 points per game... averaged 2.8 rebounds and 2.0 assists per contest... third on team with 37 3-point field goals but had second best percentage at .346 (37 of 107)... best free throw shooter on team with .755 percentage (80 of 106)... had high of 18 points in win at UC Irvine on Jan. 3... twice had 17 points... had best of 9 rebounds vs. San Francisco... hit 6 of 11 shots vs. Long Beach State on Feb. 23 before suffering sprained ankle that hobbled him the rest of the season.

CSUF in 1993-94: After participating in only a few drills in the Fall of 1994, a wrist problem dating to high school was properly diagnosed and resultant surgery left him in a cast for nearly six months... unable to practice with the team.

Dade's 1994-95 Game-by-Game Statistics

OPPONENT	—TOTAL—			—3 PT—			Pts	Reb	PF/D	Ast	TO	Blk	Stl	Min
	GS	FG/FGA	Pct	FG/FGA	Pct	FT/FTA								
CSU Northridge	1	4/10	.400	2/5	.400	1/4	.250	11	2	3/0	2	5	1	29
Santa Clara	1	1/5	.200	0/1	.000	6/8	.750	8	3	3/0	4	3	0	20
UT Arlington	1	1/6	.167	0/2	.000	6/6	1.000	8	4	5/1	3	4	0	29
UCLA	0	1/7	.143	0/1	.000	6/8	.750	8	5	2/0	2	2	0	18
UNLV	1	4/10	.400	2/3	.667	6/7	.857	16	4	4/0	1	0	2	28
San Diego State	1	2/6	.333	1/3	.333	8/8	1.000	13	5	4/0	0	4	0	34
USF	1	5/13	.385	3/9	.333	2/2	1.000	15	9	2/0	3	1	0	39
Utah	1	4/7	.571	2/4	.500	1/1	1.000	11	2	4/0	0	2	0	17
LMU	1	4/8	.500	2/5	.400	0/0	.000	10	0	4/0	1	0	0	26
UC Irvine	1	4/7	.571	4/6	.667	6/10	.600	18	1	3/0	1	3	0	33
New Mexico St.	1	1/8	.125	1/5	.200	0/0	.000	3	2	3/0	0	2	0	17
Utah State	1	5/7	.714	2/4	.500	0/0	.000	12	5	4/0	3	3	0	29
Nevada	1	4/10	.400	3/9	.333	2/2	1.000	13	2	4/0	2	1	1	28
San Jose State	1	1/5	.200	1/4	.250	2/2	1.000	5	2	1/0	1	3	0	24
Pacific	1	1/2	.500	1/1	1.000	2/4	.500	5	1	4/0	2	0	0	18
UCSB	1	0/2	.000	0/1	.000	0/0	.000	0	1	2/0	1	0	0	23
Long Beach	1	5/11	.454	4/9	.444	3/5	.600	17	1	3/0	1	0	0	32
New Mexico St.	1	1/5	.200	0/2	.000	2/2	1.000	4	0	5/1	3	3	0	22
UNLV	1	4/6	.667	2/4	.500	4/4	1.000	14	3	4/0	2	2	0	29
Nevada	1	4/7	.571	0/2	.000	2/5	.400	10	2	1/0	1	2	0	39
Utah State	1	1/7	.143	0/2	.000	9/10	.900	11	1	2/0	3	1	0	34
Pacific	1	3/7	.429	0/1	.000	2/2	1.000	8	1	2/0	3	4	0	27
San Jose State	1	5/12	.417	2/6	.333	5/7	.714	17	5	3/0	6	1	0	36
Long Beach	1	6/11	.545	3/5	.600	0/0	.000	15	2	1/0	0	4	0	28
UCSB	1	0/8	.000	0/3	.000	0/0	.000	0	3	4/0	1	1	0	33
UC Irvine	0	2/6	.333	1/4	.250	3/6	.500	8	4	4/0	6	3	0	23
UC Irvine	1	2/10	.200	1/6	.167	2/3	.667	7	5	4/0	1	3	0	29

El Camino High School: Led El Camino to the San Diego Section CIF Div. II championship... team's and Avocado League's Most Valuable Player and CIF Player of the Year as an off guard for Coach Ray Johnson... team went 25-5 with Dade averaging 16.5 points while shooting 58 per cent from the floor and 78 per cent from the line... also team MVP as a junior when he played point guard and team was 20-7... averaged 17.1 points while shooting 53 per cent from the floor and 65 per cent from the foul line... showcased his talents in a San Diego County vs. Orange County All-Star Game in the summer of 1993 and dominated the contest, scoring a game-high 19 points to lead San Diego to a 107-89 upset win... finished second in a halftime slam-dunk contest.

Personal: Born on Apr. 5, 1974, in Tulsa, Oklahoma... parents are Herman and Julia Dade of Oceanside... has three younger brothers and a younger sister... human services major who hopes to go into advertising... enjoys water skiing and ice skating... credits his father for being 100 per cent supportive.

Dade's Cal State Fullerton Statistics

Year	G-GS	FG-FGA	Pct	3FG-FGA	Pct	FT-FTA	Pct	Pts	Avg	Off	Def	Reb	Avg	PF/D	Ast	TO	Blk	Stl	Min
'94-95	27-24	75-203	.370	37-107	.346	80-106	.755	267	9.9	26	49	75	2.8	85/2	53	57	2	37	744




TITAN VETERAN

31

Andy Hinkle


F

6-6 185 Sophomore Placentia El Dorado HS



Andy Hinkle was a late walk-on addition to the 1994-95 Titan squad although he was able to practice all season after a mid 1993-94 transfer from UC Davis, where he did not participate in basketball... hopes to gain more playing time this season... excellent perimeter shooter with good size and reach.

CSUF in 1994-95: Played in only six games for a total of nine minutes... scored 4 points and grabbed 4 rebounds... had buckets against New Mexico State and Utah State.



El Dorado High School: Two-sport letterman at El Dorado High School in nearby Placentia... three-year performer at guard and forward in basketball... won Coaches Award as sophomore and junior and developed into team's Most Valuable Player

Hinkle's 1994-95 Game-by-Game Statistics

OPPONENT	—TOTAL—			—3 PT—			Pts	Reb	PF/D	Ast	TO	Blk	Stl	Min
	GS	FG/FGA	Pct	FG/FGA	Pct	FT/FTA								
Utah	0	0/1	.000	0/1	.000	0/0	.000	0	1	0/0	0	1	0	2
Pacific	0	0/0	.000	0/0	.000	0/0	.000	0	1	0/0	0	0	0	1
New Mexico St.	0	1/2	.500	0/1	.000	0/0	.000	2	0	0/0	0	0	0	2
Nevada	0	0/0	.000	0/0	.000	0/0	.000	0	0	0/0	0	0	0	1
Utah State	0	1/3	.333	0/0	.000	0/0	.000	2	2	0/0	0	0	0	2
Long Beach St.	0	0/1	.000	0/1	.000	0/0	.000	0	0	0/0	0	1	0	1

as a senior for Coach Wayne Carlson... three-year varsity pitcher on the baseball team for veteran Coach Steve Gullotti... won coaches award as a senior... gained the high honor roll every semester of high school... among other El Dorado products to succeed at Cal State Fullerton have been football/baseball player Phil Nevin, track and field/cross country All-American Heather Killeen and 1978 begoggled perimeter shooter Kevin Heenan.

Personal: Born on Sept. 21, 1974, in Fullerton... parents are Charles and Mary Hinkle of Placentia... has two older brothers and a younger sister... biology and pre-med major planning a career in the health professions... enjoys sports, music and going to the Colorado River.

Hinkle's Cal State Fullerton Statistics

Year	G-GS	FG-FGA	Pct	3FG-FGA	Pct	FT-FTA	Pct	Pts	Avg	Off	Def	Reb	Avg	PF/D	Ast	TO	Blk	Stl	Min
'94-95	6-0	2-7	.286	0-3	.000	0-0	.000	4	0.7	4	0	4	0.7	0/0	0	2	0	1	9

FAX-back Information

School	Phone Number	Conf.	Release	Stats	Last Box	(770) 399-3066	Conf.	Release	Stats	Last Box
CSU Northridge	(770) 399-3066	2786	6225	6226	6227	Big West	292	1020	1022	--
Gonzaga	(770) 399-3066	9378	1220	1222	1223	CSU Fullerton	292	1220	1222	1223
LMU	(770) 399-3066	9378	1320	1322	1323	Long Beach St.	292	1320	1322	1323
Montana	(770) 399-3066	272	1620	1622	1623	Nevada	292	2020	2022	2023
San Diego St.	(770) 399-3066	922	2020 ⁵	2022 ⁷	2023 ⁸	New Mexico St.	292	1420	1422	1423
San Francisco	(770) 399-3066	9378	1820	1822	1823	Pacific	292	2120	2122	2123
UCLA	(510) 932-3355	--	161150	161152	161153	San Jose State	292	1520	1522	1523
Utah	(770) 399-3066	922	2220	2222	2223	UC Irvine	292	1620	1622	1623
						UCSB	292	1720	1722	1723
						UNLV	292	1920	1922	1923
						Utah State	292	2220	2222	2223

503 614-4044



TITAN NEWCOMERS

14


Kenroy Jarrett

G

5-10 155 Freshman

29 Palms


29 Palms HS



Kenroy Jarrett will be given the opportunity to win the starting point guard position for the Titans in 1995-96 despite his true freshman status... Eugene Jackson in 1984-85 and Wayne Williams in 1988-89 won similar Opening Day assignments... KJ has tremendous quickness to run the break but also can direct a half-court attack... has a gymnastics background which manifests in his body control... great leaper and dunker.

29 Palms High School: Three-year starter for Coach Reese Troublefield... first-team All-CIF and Division IV all-state selection his senior year... DeAnza League Most Valuable Player... averaged 22.8 points with 5.3 assists and 6.0 rebounds... also blocked 34 shots... had high of 34 points against Rubidoux High School ... best assist total was 11... averaged 24.5 points in the playoffs... as a junior averaged 20.1 points and was first-team all-league... earned honorable mention all-league honors as a sophomore.

Personal: Born on Oct. 28, 1976, in Brooklyn, New York... mother is Virginia Jarrett... has two brothers and two sisters... computer science major... has a dual goal of becoming a computer scientist and an NBA all-star.



10


Ali Nayab

G

5-10 160 Junior

San Diego


Southwestern JC



Ali Nayab was idled by a back injury and sat out the 1994-95 Titan season... will challenge this year for playing time at the point guard position... boasts excellent quickness and has the ability to find the open man and get him the ball... could become fan favorite with "no-look" passing.

Southwestern JC: Two-year starter at Southwestern in San Diego... second in the nation in 1993-94 with 12.4 assists per game... as a freshman was fourth in the state at 10.5 assists per game... earned all-conference honors as a freshman... made the dean's list with a 3.5 grade point average.

Kearny High School: Three-year letterwinner at point guard at Kearny High School in San Diego... averaged 16 points and 10 assists as a senior for Coach Bill Peterson... chosen *San Diego Union's* Co-Athlete of the Year... was player of the year in his league... team and league MVP as a junior as well... all-conference as a sophomore and won Mr. Hustle Award as a freshman.



Personal: Born on May 23, 1974, in Kabul, Afghanistan... parents are Zia and Fuazia Nayab of San Diego... one of six children... human services major who hopes to become a pharmacist.



TITAN NEWCOMER


33

David Ng

6-8 205 Junior

Rosemead

East Los Angeles JC




David Ng (pronounced ENG) is a returning Cal State Fullerton student who will walk-on the Titans' team in 1995-96... excellent perimeter shooter with good range for a big man.

East L.A. JC: Two-year letterman at East Los Angeles JC in Monterey Park... played both small and big forward... made two all-tourney teams as a sophomore when he shot 89 per cent from the foul line... was team's Most Improved Player as a freshman.

Bishop Amat High School: Three-year varsity letterman for the La Puente-based Lancers and Coach Alex Acosta... averaged 13 points, 8 rebounds and 2 assists as a senior... led team in free throw shooting percentage... was Most Improved Player as a sophomore and won Coach's Award as a junior and senior... played center and forward.

Personal: Born on July 1, 1974, in Montebello... parents are Nick and Violet Ng... has one sister... likes to shoot pool and collect basketball cards... management science major who hopes to coach basketball or work for a software firm... biggest sports thrill was playing in a charity game against retired NBA professionals.



CAL STATE FULLERTON CHEERLEADERS



All-Western Regional Dance Team Champions

Front, from left: Elizabeth Little, Sarah Holmes, Heather Terhune, Trena Swartz & Christi Hundley. Back row: Jennie Moreno, Lisa Basada, Maggie Alvarado, Nyra Harris, Roanne Claman, Marci Anderson & Diane Bochenski.



TITAN LETTERMAN

22



Chuck Overton

G

6-3 180 Senior

Tucson, AZ

Salt Lake City CC



Chuck Overton is the lone senior on the Titans' roster and as one of two returning starters, will be expected to provide leadership in 1995-96... was the equivalent of the small forward in the Titans' 3-guard offense of a year ago... excellent in the transition game and has the ability to create a shot... excellent all-around athlete.

CSUF in 1994-95: Team's No. 4 scorer at 9.3 points per game and No. 4 rebounder at 4.0 per contest... finished the season well, averaging 14 points over the last eight games, hitting double figures seven times... lost his starting job the first week of February but responded off the bench with one of his best games on Feb. 9, tallying 20 points on 9 of 10 floor shooting vs. Nevada... had 10 points two nights later against Utah State and returned to the starting lineup for the balance of the season... shot .468 from the floor over the last eight games after .343 to that point... shot .393 for the season... had season high of 26 points vs. UC Irvine on March 4, hitting 10 of 15 shots... twice had 10 rebounds in a game -- Dec. 23 vs. San Francisco and Feb. 25 at UCSB.

Overton's 1994-95 Game-by-Game Statistics

OPPONENT	—TOTAL—				—3PT—				Pct	Ft/FTA	Pct	Pts	Reb	PF/D	Ast	TO	Blk	Stl	Min
	GS	FG/FGA	Pct	FG/FGA	Pct	FT/FTA	Pct	Pts											
CSU Northridge	1	3/12	.250	0/0	.000	8/11	.727	14	6	1/0	2	4	0	1	37				
Santa Clara	1	4/13	.308	1/4	.250	3/5	.600	12	6	3/0	2	4	1	0	32				
UT Arlington	1	2/10	.200	1/4	.250	0/0	.000	5	7	4/0	1	1	0	1	29				
UCLA	1	2/8	.250	0/2	.000	1/1	1.000	5	6	1/0	1	2	1	1	32				
UNLV	1	1/5	.200	0/1	.000	0/2	.000	2	3	3/0	1	4	0	0	24				
San Diego State	1	5/11	.454	0/1	.000	3/4	.750	13	2	4/0	0	1	1	0	36				
USF	1	6/13	.462	0/3	.000	3/6	.500	15	10	2/0	3	5	0	1	35				
Utah	1	2/7	.286	1/2	.500	4/4	1.000	9	3	1/0	3	1	0	4	28				
LMU	1	4/5	.800	1/2	.500	2/2	1.000	11	3	0/0	2	2	1	1	25				
UC Irvine	1	0/3	.000	0/0	.000	0/0	.000	0	0	0/0	0	1	0	1	10				
New Mexico St.	1	5/11	.455	0/1	.000	1/3	.333	11	7	1/0	2	5	0	1	27				
Utah State	1	2/5	.400	0/0	.000	0/3	.000	4	1	0/0	1	1	0	0	18				
Nevada	1	2/9	.222	0/1	.000	0/0	.000	4	6	2/0	1	1	0	1	26				
San Jose State	1	2/4	.500	0/0	.000	4/4	1.000	8	0	3/0	3	2	0	0	26				
Pacific	1	2/5	.400	1/3	.333	0/0	.000	5	1	1/0	2	3	1	1	29				
UCSB	0	2/3	.667	0/0	.000	0/1	.000	4	3	1/0	0	2	0	3	7				
Long Beach	1	1/3	.333	0/1	.000	1/2	.500	3	0	2/0	0	2	0	0	22				
New Mexico St.	1	3/6	.500	0/1	.000	3/4	.750	9	2	3/0	0	5	0	2	19				
UNLV	1	0/7	.000	0/1	.000	0/0	.000	0	1	2/0	1	3	0	2	18				
Nevada	0	9/10	.900	2/2	1.000	0/0	.000	20	4	3/0	2	1	0	2	21				
Utah State	0	2/8	.250	0/1	.000	6/9	.667	10	2	4/0	0	1	2	1	17				
Pacific	1	3/9	.333	0/1	.000	4/4	1.000	10	7	2/0	2	1	1	0	21				
San Jose State	1	5/10	.500	1/1	1.000	0/3	.000	11	5	3/0	2	3	0	2	28				
Long Beach	1	2/5	.400	0/0	.000	2/2	1.000	6	5	2/0	1	2	0	0	35				
UCSB	1	8/22	.364	1/4	.250	2/3	.667	19	10	2/0	2	2	0	1	35				
UC Irvine	1	10/15	.667	1/3	.333	5/6	.833	26	2	5/1	2	2	0	1	32				
UC Irvine	1	5/15	.333	0/1	.000	4/4	1.000	14	5	0/0	2	1	1	3	38				

Salt Lake City CC: First-team All-American selection for Salt Lake City, which finished fifth in the nation in 1994... averaged 23 points per game... all-region selection and team Most Valuable Player both seasons... averaged 19 points as a freshman.

Cholla High School: State player of the year as a senior at Cholla HS in Tucson, Arizona, when he averaged just under 30 points per game with a high of 47 for Coach Paul Dull... set state career scoring record and lettered all four years... played off guard and small forward... also competed two years in track and field as a high and long jumper.

Personal: Born on Feb. 7, 1973, in Toledo, Ohio... mother is Brenda Overton... has an older brother... sociology major... credits Coach Dull with greatest influence on his career "because he was the first coach who let me be me."

Overton's Cal State Fullerton Statistics

Year	G-GS	FG-FGA	Pct	3FG-FGA	Pct	FT-FTA	Pct	Pts	Avg	Off	Def	Reb	Avg	PF/D	Ast	TO	Blk	Stl	Min
'94-95	27-24	92-234	.393	10-40	.250	56-83	.675	250	9.3	39	68	107	4.0	55/1	38	62	9	30	706



TITAN NEWCOMERS


15

Dirk Rassloff

C

6-9 245 Junior

Offenbach, Germany Fairleigh Dickinson




Dirk Rassloff is a strong and rugged inside player who will be the tallest player on the Titan roster in 1995-96... sat out last season after transferring from Fairleigh Dickinson in New Jersey where he played two seasons.

Fairleigh Dickinson: Played forward and center... in 1993-94 averaged 1.2 points and 0.7 rebounds in 15 games, starting one... as a freshman averaged 2.4 points and 2.1 rebounds in 24 games, starting four... career single-game highs were 13 points vs. LIU and 13 rebounds vs. St. Francis... on dean's list with a 3.5 gpa.

South St. Paul HS: Played only one season in the United States, averaging 20 points, 13 rebounds, 3 blocked shots and 3 assists for Coach Tim Dittberner... earned all-conference and all-state honors... National Honor Society member with a 3.89 gpa... made the German Junior Olympic team... in Germany, his club team won the Southwest Germany championship in 1990 as he averaged 28 points and 24 rebounds.

Personal: Born on Aug. 1, 1973, in Offenbach, Germany... parents are Siegfried and Elke Rassloff of Obertshausen, Germany... has an older sister... international business major who hopes to enter banking... enjoys biking, swimming and physics.



Rassloff's Career Statistics at Fairleigh Dickinson

Year	G-GS	FG-FGA	Pct	FT-FTA	Pct	Pts	Avg	Reb	Avg	PF	Asst	TO	Blk	Stl	Min
'92-93	24-4	21-40	.525	15-28	.536	57	2.4	51	2.1	45	4	20	2	4	279
'93-94	15-1	7-15	.467	4-10	.400	18	1.2	15	0.7	10	1	1	3	0	84
Totals	39-5	28-55	.509	19-38	.500	75	1.9	66	1.7	55	5	21	5	4	363

42


Mark Richardson

F

6-7 215 Freshman

Fort Wayne, IN Bishop Dwenger HS

Mark Richardson is the only freshman front court candidate on the Titans' roster and should see considerable playing time this season... excellent rebounder with good strength and gets good position... plays extremely hard and likes to mix it up inside.



Bishop Dwenger High School:

Three-year varsity letterman at center and forward... as a senior averaged 14.7 points and 8.8 rebounds for Coach Chris Johnson... shot 61 per cent from the floor and 66 per cent from the foul line... blocked 48 shots and had 45 assists... as a freshman played football and ran hurdles and high jumped for track team.

Personal: Born on Sept. 5, 1976, in Fort Wayne, Indiana... parents are Ed and Annette Richardson... has a younger brother and an older sister... enjoys golf and fishing... undeclared major.



TITAN LETTERMAN

24

Chris St. Clair

G


6-0 170 Junior

La Habra

Sonora HS

Chris St. Clair is the veteran of the Cal State Fullerton men's basketball program despite starting only six games in his Titan career... he has developed into a sparkplug off the bench, with either a 3-point basket, a steal, a hustling rebound or a flashy assist igniting the crowd and his teammates... missed the final three regular season games of last season and the Big West Tournament after injuring his left knee against San Jose State on Feb. 18 and undergoing reconstructive surgery... made a remarkably quick recovery and was expected to be ready to go full speed from the outset of the 1995-96 season.

CSUF in 1994-95: Was team's No. 2 scorer with 10.0 average despite starting only four games in 23 appearances... shot virtually the same percentage from behind (.367) as inside (.397) the 3-point arc... shot 70 per cent at the foul line... had career-high 17 points in wins at UNLV on Dec. 17 and at San Jose State on Jan. 19... won the UNLV game with a 3-pointer with 9.1 seconds to play... at San Jose had 9 of team's final 23 as Fullerton rallied to win... against Pacific on Feb. 16 he hit a 3-



pointer with 38 seconds to play to break a 61-61 tie and trigger a 69-63 victory... hit career-high 5 three-point goals (in 8 tries) vs. Texas-Arlington on Dec. 3 at the Fresno State Tournament.

CSUF in 1993-94: Played in all but one game and started twice -- vs. Pacific and at UC Santa Barbara... averaged 4.3 points and 1.9 assists and rebounds... provided a spark off the bench and things seemed to happen when he entered games... scored a career-high 12 points in Titans' first win ever at UNLV... had 10 points vs. Long Beach State... missed the Utah State game due to a sore hip... in conference play, 51 of his 78 field goal attempts were from 3-point range.

Sonora High School: Led the Raiders to the 1993 Freeway League championship for Coach Mike Murphy... three-year starter who lifted his game each season... all-league selection as sophomore and junior... Freeway League Player of the Year as a senior... selected *Orange County Register's* Player of the Year... played for the North in the Orange County All-Star Game... averaged 22.1 points, 4.0 assists and 3.5 rebounds as a senior... tallied more than 1,500 points for his career... as a freshman was Most Valuable Player of the Sonora junior varsity... made the honor roll as a senior.

Personal: Born on May 23, 1975, in Anaheim... mother is Sheila St. Clair of Tucson, Arizona... has an older brother, Scott, and older sister, Jennifer... political science major... hopes to own his own business some day... credits his brother Scott for pushing him to become a better player... works during the summer as a basketball camp counselor.



St. Clair's Cal State Fullerton Statistics

Year	G-GS	FG-FGA	Pct	3FG-FGA	Pct	FT-FTA	Pct	Pts	Avg	Off	Def	Reb	Avg	PF/D	Ast	TO	Blk	Stl	Min
'93-94	26- 2	29- 99	.293	17- 59	.288	37- 50	.740	112	4.3	12	36	48	1.9	46/0	49	28	2	20	453
'94-95	23- 4	70-186	.376	47-128	.367	42- 60	.700	229	10.0	18	51	69	3.0	61/0	55	41	1	30	634
Career	49- 6	99-285	.347	64-187	.342	79-110	.718	341	7.0	30	87	117	2.4	107/0	104	69	3	50	1087



TITAN NEWCOMER

32

Brian Thomas


G

6-3 175 Junior

Monroe, LA

Navarro JC

Brian Thomas will be given every opportunity to win a spot in the Titan starting lineup after a stellar two-year career at Navarro Junior College in Corsicana, Texas... explosive scorer who can score with the ball or off the pass... hard worker and very versatile all-around athlete.



Navarro JC: Two-year starter for Coach Lewis Orr... averaged 16 points, 6 rebounds and 4 assists as a sophomore on a 19-12 club... first-team all-conference in powerful Texas Eastern JC conference... shot 36 per cent from behind the 3-point arc... was team's leading scorer and second-best rebounder.

Wossman High School: Played four years of varsity basketball in Louisiana... as a senior point guard was first-team all-state and Most Valuable Player in the district for Coach George Belton... team won state championship... second-team all-state as a junior... also played football (quarterback) and baseball (pitcher and shortstop) as a freshman and sophomore.

Personal: Born on May 20, 1973, in West Monroe, Louisiana... parents are Louis and Inez Thomas of Monroe... has two brothers and two sisters... chose Fullerton to better his education and basketball career... enjoys football, baseball and golf.

St. Clair's 1993-94 Game-by-Game Statistics

	—TOTAL—					—3 PT—												
OPPONENT	GS	FG	FGA	Pct	FG/FGA	Pct	FT/FTA	Pct	Pts	Reb	PF/D	Ast	TO	Bk	Stl	Min		
Wyoming	0	1/2	.500	0/0	.000	0/0	1/2	.500	3	3	0/0	1	0	0	0	0	15	
Concordia	0	1/2	.500	0/0	.000	0/0	0/0	.000	2	2	3/0	1	0	1	4	18		
Saint Mary's	0	0/2	.000	0/0	.000	0/0	0/0	.000	0	2	2/0	0	1	0	0	16		
Utah	0	0/0	.000	0/0	.000	1/2	.500	1	1	2/0	0	0	0	0	0	8		
Colorado	0	0/3	.000	0/0	.000	0/1	.000	0	0	1/0	1	0	0	0	0	8		
Colorado State	0	1/3	.333	0/2	.000	2/2	1.000	4	0	2/0	1	0	0	0	0	9		
Northern Iowa	0	1/4	.250	1/2	.500	2/2	1.000	5	2	0/0	2	1	0	0	0	17		
Okl. Baptist	0	0/2	.000	0/2	.000	2/2	1.000	2	3	1/0	2	1	0	1	12			
UC Irvine	0	3/7	.429	1/5	.200	1/1	1.000	8	6	3/0	7	1	0	2	21			
UNLV	0	0/6	.000	0/2	.000	1/2	.500	1	3	0/0	4	1	0	1	27			
New Mexico St.	0	3/6	.500	3/3	1.000	2/2	1.000	11	3	0/0	4	4	0	0	19			
Utah State	0	1/5	.200	1/5	.200	2/2	1.000	5	2	2/0	2	0	0	0	20			
Nevada	0	4/7	.571	2/4	.500	0/0	.000	10	1	1/0	2	1	0	0	15			
San Jose State	0	3/5	.600	2/3	.667	0/0	.000	8	0	4/0	1	1	1	0	17			
Pacific	1	2/10	.200	1/7	.143	2/2	1.000	7	5	2/0	3	4	0	6	42			
UCSB	1	1/4	.250	0/3	.000	1/2	.500	3	1	2/0	2	1	0	0	25			
Long Beach St.	0	1/3	.333	0/2	.000	4/6	.667	6	1	4/0	2	1	0	0	21			
Pacific	0	0/5	.000	0/3	.000	0/0	.000	0	2	4/0	1	0	0	1	16			
San Jose State	0	1/1	1.000	1/1	1.000	0/0	.000	3	0	0/0	1	0	0	0	12			
Nevada	0	0/2	.000	0/2	.000	0/0	.000	0	0	0/0	2	1	0	1	10			
UNLV	0	2/4	.500	2/2	1.000	6/6	1.000	12	4	4/0	1	0	0	0	21			
New Mexico St.	0	0/4	.000	0/3	.000	0/0	.000	0	1	3/0	6	2	0	0	16			
UC Irvine	0	0/5	.000	0/2	.000	6/8	.750	6	3	0/0	3	1	0	0	25			
Long Beach St.	0	2/3	.667	2/3	.667	4/6	.667	10	1	4/0	2	3	0	1	21			
UCSB	0	0/1	.000	0/1	.000	0/0	.000	0	1	2/0	1	3	0	1	11			
Nevada	0	2/3	.667	1/2	.500	0/0	.000	5	1	0/0	1	0	0	1	16			

St. Clair's 1994-95 Game-by-Game Statistics

OPPONENT	GS	—TOTAL—			—3 PT—					Pts	Reb	PF/D	Ast	TO	Bk	Stl	Min
		FG/FGA	Pct	FG/FGA	Pct	FT/FTA	Pct	Pts									
CSU Northridge	0	6/10	.600	3/7	.429	0/1	.000	15	0	2/0	2	1	0	4	27		
Santa Clara	1	1/6	.167	1/5	.200	0/0	.000	3	1	2/0	1	2	1	1	27		
UT Arlington	0	5/12	.417	5/8	.625	1/3	.333	16	4	4/0	4	2	0	2	32		
UCLA	1	2/10	.200	2/7	.286	0/0	.000	6	4	4/0	2	7	0	0	37		
UNLV	0	5/9	.556	4/8	.500	3/4	.750	17	3	4/0	4	0	0	0	29		
San Diego State	0	2/7	.286	1/5	.200	2/4	.500	7	4	4/0	1	4	0	3	34		
USF	0	3/7	.429	3/5	.600	3/4	.750	12	3	0/0	4	5	0	2	33		
Utah	0	4/10	.400	2/7	.286	4/6	.667	14	2	1/0	3	0	0	1	29		
LMU	0	1/5	.200	1/4	.250	2/2	1.000	5	2	3/0	2	1	0	0	25		
UC Irvine	0	1/4	.250	1/4	.250	2/3	.667	5	2	3/0	4	2	0	1	26		
New Mexico St.	0	3/7	.429	2/5	.400	4/5	.800	12	3	1/0	1	5	0	0	23		
Utah State	0	4/10	.400	3/8	.375	0/0	.000	11	4	4/0	1	2	0	1	26		
Nevada	0	2/8	.250	1/5	.200	0/0	.000	5	2	3/0	5	1	0	2	26		
San Jose State	0	5/9	.556	4/8	.500	3/4	.750	17	3	1/0	1	1	0	1	23		
Pacific	0	3/7	.429	0/3	.000	2/2	1.000	8	3	3/0	2	1	0	0	30		
UCSB	0	3/8	.375	2/7	.286	2/2	1.000	10	4	3/0	0	2	0	3	25		
Long Beach	0	3/8	.375	3/6	.500	0/0	.000	9	3	3/0	2	0	0	2	20		
New Mexico St.	0	4/11	.364	2/3	.667	4/4	1.000	14	4	3/0	3	0	0	2	28		
UNLV	0	2/8	.250	1/5	.200	3/4	.750	8	3	4/0	1	0	0	1	25		
Nevada	1	2/7	.286	0/4	.000	0/0	.000	4	5	3/0	4	1	0	1	28		
Utah State	0	3/7	.429	2/6	.333	0/2	.000	8	4	3/0	3	2	0	1	23		
Pacific	1	3/9	.333	2/4	.500	6/8	.750	14	5	1/0	2	2	0	1	33		
San Jose State	1	3/7	.429	2/4	.500	1/2	.500	9	2	3/0	3	0	0	1	24		




TITAN NEWCOMERS

25

Wyki Tyson

F

6-8 230 Redshirt Troy, Michigan Eastern Kentucky




Wykie Tyson will sit out the 1995-96 season after transferring from Eastern Kentucky... will have two years of eligibility remaining... strong inside player.

Eastern Kentucky: Appeared in 22 games in 1994-95, all in reserve... averaged 0.7 points and 1.0 rebounds... had three rebounds in a game three times... appeared in 24 games in 1993-94, all off the bench... averaged 2.0 points and 1.9 rebounds... had highs of 10 points and 6 rebounds against Davis & Elkins.

Troy High School: Three-time all-league selection and all-county pick in Troy, Michigan... honorable mention all-state... averaged 16.3 points and 10.1 rebounds as a senior for Coach Jim Clary... was team captain... averaged 12.4 points and 6.6 rebounds as a junior... also ran track for three seasons and was all-state as a sprinter.

Personal: Born on May 23, 1975, in Fairfax, Virginia... parents are James and Doris Tyson of Troy... communications major who hopes to become a movie director or producer.



Tyson's Career Statistics at Eastern Kentucky


Year	G-GS	FG-FGA	Pct	FT-FTA	Pct	Pts	Avg	Reb	Avg	PF	Ast	TO	Blk	Stl	Min
'93-94	24-0	21-39	.538	5-12	.417	47	2.0	45	1.9	22	1	10	5	8	196
'94-95	22-0	8-21	.381	0-6	.000	16	0.7	22	1.0	23	2	6	1	2	117
Totals	46-0	29-60	.483	5-18	.278	63	1.4	67	1.5	45	3	16	6	10	313

34

John Williams

F


6-5 220 Junior Moreno Valley Mt. San Jacinto JC



John Williams joins the Titans' front court for 1995-96 and is expected to step right into a starter's role... not the same John Williams who played for the Titans in 1994-95 as a freshman and transferred to Mid Plains JC in Nebraska... John is potentially a big scorer and rebounder.

Mt. San Jacinto JC: Two-year starter for Coach John Chambers... averaged 23.2 points and 12.3 rebounds as a sophomore in 1993-94... earned first-team all-conference and honorable mention all-state honors... shot 53 per cent from the floor as a sophomore and 59 per cent as a freshman... had a single-game high of 36 points vs. Chaffey College... he ranks No. 6 on the school's career scoring list with 1,250 points... missed four games in 1992-93 with a broken jaw.

Moreno Valley High School: Two-year starting center for Coach John Dahl... leading scorer and rebounder in Riverside County as a senior with 28 points and 17 rebounds per game... first-team all-conference... team's leading scorer and first-team all-conference pick as a junior... all-league on the junior varsity as a sophomore and made three all-tourney teams.



Personal: Born on March 7, 1974, in Banning... parents are John Williams and Nellie Johnson... has a son, Isaiah, age 4... sociology major.




TITAN LETTERMAN

44 DeVaughn Wright F

6-6 215 Sophomore Fountain Valley Mater Dei HS



DeVaughn Wright will be asked to step up his game for his third season in the Titan program... he saw limited action off the bench last year after sitting out his true freshman season due to a recurring knee injury... a product of highly successful program at Santa Ana's Mater Dei High School... excellent leaper who should be particularly helpful on the backboards and the defensive end... has added strength.



CSUF in 1994-95: Appeared in 17 games and averaged 0.9 points and 1.2 rebounds... got his best chance on Feb. 25 at UC Santa Barbara when Fullerton was down to seven healthy players... had career highs of 6 points and 7 rebounds in a 24-minute stint.

CSUF in 1993-94: Aggravated an old knee injury early in Fall drills and underwent surgery to correct the problem.

Mater Dei High School: Averaged 1.7 points and 1.7 rebounds as second man off the bench for Coach Gary McKnight's Monarchs in 1992-93... two-year varsity letterman at center... team won pair of CIF championships and went to the state tournament.

Personal: Born on Oct. 11, 1974, in New York City... parents are Ben Wright and Carolyn Hunt of Fountain Valley... criminal justice major... interested in becoming an accountant... enjoys working with small children... avid "Cheers" watcher... worked in the summer at a mini-mart gas station.... full name is Benjamin DeVaughn Wright.

Wright's 1994-95 Game-by-Game Statistics

OPPONENT	—TOTAL—				—3PT—				Pct	Pts	Reb	PF/D	Ast	TO	Blk	Stl	Min
	GS	FG/FGA	Pct	FG/FGA	Pct	FT/FTA	Pct	Pts									
CSU Northridge	0	0/0	.000	0/0	.000	0/0	.000	0	0	2/0	0	1	0	1	8		
Santa Clara	0	0/0	.000	0/0	.000	0/0	.000	0	0	0/0	0	0	0	0	2		
UCLA	0	0/0	.000	0/0	.000	0/0	.000	0	0	0/0	0	0	0	0	3		
UNLV	0	0/3	.000	0/0	.000	0/0	.000	0	1	2/0	0	0	0	0	9		
Utah	0	0/0	.000	0/0	.000	0/0	.000	0	1	1/0	0	0	0	0	7		
UCSB	0	0/0	.000	0/0	.000	0/0	.000	0	0	0/0	0	0	0	0	2		
Long Beach	0	0/0	.000	0/0	.000	0/0	.000	0	1	0/0	0	0	0	0	6		
New Mexico St.	0	1/1	1.000	0/0	.000	1/2	.500	3	3	2/0	0	0	0	0	8		
UNLV	0	1/1	1.000	0/0	.000	2/2	1.000	4	0	0/0	0	0	0	0	2		
Nevada	0	1/2	.500	0/0	.000	0/1	.000	2	0	0/0	0	1	0	0	7		
Pacific	0	0/0	.000	0/0	.000	0/0	.000	0	0	0/0	0	0	0	0	3		
San Jose State	0	0/1	.000	0/0	.000	0/0	.000	0	0	3/0	0	0	1	0	9		
Long Beach	0	0/1	.000	0/0	.000	0/0	.000	0	2	1/0	0	0	1	0	8		
UCSB	0	3/4	.750	0/0	.000	0/0	.000	6	7	3/0	0	2	1	0	24		
UC Irvine	0	0/1	.000	0/0	.000	0/4	.000	0	4	1/0	0	0	0	0	11		
UC Irvine	0	0/1	.000	0/0	.000	0/0	.000	0	1	2/0	0	0	1	0	5		



Wright's Cal State Fullerton Statistics


Year	G-GS	FG-FGA	Pct	3FG-FGA	Pct	FT-FTA	Pct	Pts	Avg	Off	Def	Reb	Avg	PF/D	Ast	TO	Blk	Stl	Min
'94-95	17-0	6-15	.400	0-0	.000	3-9	.333	15	0.9	7	14	21	1.2	17/0	0	4	3	1	123



BIG WEST CONFERENCE



2 Corporate Park, Suite 206, Irvine, CA 92714 • (714) 261-2525/2528 Fax



Commissioner Dennis Farrell

The Big West Conference continues to undergo change as it approaches three decades of existence. Created in 1969 as the Pacific Coast Athletic Association with seven charter members, all in California, the Big West has evolved into an 11-member affiliation that will become a 12-school organization for the 1996-96 academic year with half the member institutions being located outside of California.

A change in name to the Big West was made in 1988 and it has proven prophetic. The conference next year will include schools in Nevada, Utah, Idaho, New Mexico and Texas along with California.

The realignment will culminate a very eventful four years. Dennis Farrell, who has worked in the conference office in a variety of roles since 1980, was named Commissioner in August of 1992. Fresno State, a charter member in 1969, moved to the Western Athletic Conference and was replaced by the University of Nevada for the 1992-93 seasons. A football consortium was created that brought Arkansas State, Louisiana Tech, Northern Illinois and Southwestern Louisiana into a scheduling combine to create a much broader Big West on the gridiron. Next year UNLV and San Jose State head for the WAC along with Hawai'i's women's teams. The incoming members are Idaho, Boise State, Cal Poly San Luis Obispo and North Texas.

Big West Conference members are nationally competitive and have won 13 NCAA Division I men's championships and 11

NCAA Division I women's championships.

Basketball success among Big West institutions has been growing over the years and reached its apex in 1989-90 when UNLV won the NCAA championship in convincing fashion over Duke yet couldn't even claim sole possession of the Big West championship. New Mexico State tied the Rebels for the regular season title and actually was the No. 1 seed in the post-season tournament in Long Beach. The league's third-place team, UC Santa Barbara, went on to beat Houston in the first round of the NCAA tourney and help the Big West top all other conferences in tournament play with a .778 percentage (7-2).

In 1990-91, UNLV was ranked No. 1 in the nation all season until losing to Duke in the semifinals of the Final Four. New Mexico State again was ranked nationally, but Cal State Fullerton was the only other team to avoid a losing overall season. In 1992, New Mexico State captured the nation's fancy by advancing to the Sweet 16.

The Big West post-season tournament moves to Reno and the Lawlor Center at the University of Nevada for 1996 and 1997. The tournament previously has been held in Stockton, Anaheim, Los Angeles, Long Beach and Las Vegas. The format also changes with only the top six regular season finishers competing. The format is a preview of the divisional alignment in 1996-97 when only the top three teams from each division will compete for the automatic berth into the NCAA tournament.

1994-95 FINAL BIG WEST CONFERENCE STANDINGS

	Overall										
	<u>W</u>	<u>L</u>	<u>Pct.</u>	<u>Home</u>	<u>Road</u>	<u>W</u>	<u>L</u>	<u>Pct.</u>	<u>Home</u>	<u>Road</u>	<u>Neutral</u>
Utah State	14	4	.778	7-2	7-2	21	8	.724	14-4	7-3	0-1
New Mexico State	13	5	.722	7-2	6-3	25	10	.714	14-3	10-5	1-2
Long Beach State	13	5	.722	8-1	5-4	20	10	.667	11-2	5-7	4-1
Nevada	12	6	.667	8-1	4-5	18	11	.621	11-2	5-8	2-1
Pacific	9	9	.500	6-3	3-6	14	13	.519	8-4	5-8	1-1
UC Santa Barbara	8	10	.444	7-2	1-8	13	14	.481	11-3	2-10	0-1
UNLV	7	11	.389	5-4	2-7	12	16	.429	6-5	6-11	0-0
UC Irvine	6	12	.333	4-5	2-7	13	16	.448	7-5	3-9	3-2
Cal State Fullerton	5	13	.278	2-7	3-6	7	20	.259	4-8	3-10	0-2
San Jose State	3	15	.167	2-7	1-8	4	23	.148	2-8	1-14	1-1



TOURNAMENT RESULTS

1976

Stockton Civic Auditorium

1st Round: San Diego State 67, San Jose State 64
Pacific 72, Fullerton 64

Title: San Diego State 76, Pacific 64

1977

1st Round: (at seeded sites)

Pacific 68, at Fullerton 79
UCSB 52, at San Jose State 71
Fresno State 41, at San Diego State 51

Anaheim Convention Center

Semifinals: San Jose State 75, San Diego State 74
Long Beach State 65, Fullerton 64 (OT)

Title: Long Beach State 76, San Jose State 63

1978

Anaheim Convention Center

1st Round: Long Beach State 84, Pacific 82

Fullerton 88, San Jose State 78
San Diego State 96, UCSB 70

Semis: Fullerton 64, San Diego State 50
Long Beach State 68, Fresno State 62 (OT)

Title: Fullerton 64, Long Beach State 53

1979

Anaheim Convention Center

1st Round: Fresno State 75, UCSB 62

Utah State 85, San Jose State 78
Long Beach State 79, Fullerton 70
Pacific 57, UC Irvine 52

Semis: Pacific 74, Long Beach State 69
Utah State 85, Fresno State 74

Title: Pacific 82, Utah State 73

1980

Anaheim Convention Center

1st Round: San Jose State 73, UCSB 66

Long Beach State 64, UC Irvine 56
Pacific 70, Fullerton 58

Semis: San Jose State 94, Utah State 68
Long Beach State 72, Pacific 70

Title: San Jose State 57, Long Beach State 55

1981

Anaheim Convention Center

1st Round: San Jose State 63, Fullerton 54

Long Beach State 83, Pacific 77
Utah State 93, UC Irvine 90

Semis: Fresno State 71, Utah State 57
San Jose State 64, Long Beach State 50

Title: Fresno State 52, San Jose State 48

1982

Anaheim Convention Center

1st Round: Fullerton 64, Pacific 52

UC Irvine 90, Utah State 68
Long Beach State 71, San Jose State 68

Semis: Fresno State 76, Long Beach State 55
Fullerton 62, UC Irvine 61

Title: Fresno State 69, Fullerton 57

1983

The Forum

1st Round: San Jose State 80, Utah State 66

Fresno State 86, UC Irvine 68
Long Beach State 61, Fullerton 59
UNLV 74, Pacific 67

Semis: Fresno State 53, San Jose State 47 (OT)

UNLV 66, Long Beach State 64

Title: UNLV 66, Fresno State 63 (OT)

1984

The Forum

1st Round: Utah State 79, New Mexico State 77

UC Irvine 77, Long Beach State 65

UNLV 70, San Jose State 55
Fresno State 53, Fullerton 51

Semis: UNLV 91, Utah State 78
Fresno State 71, UC Irvine 57

Title: Fresno State 51, UNLV 49

1985

The Forum

1st Round: San Jose State 92, Utah State 56

Fullerton 79, UC Irvine 68

Fresno State 56, UCSB 50
UNLV 89, Pacific 58

Semis: UNLV 60, San Jose State 59

Fullerton 56 Fresno State 54

Title: UNLV 79, Fullerton 61

1986

The Forum

1st Round: New Mexico State 74, Utah State 71

Pacific 55, San Jose State 53

UNLV 68, Fresno State 49
Fullerton 66, UC Irvine 58

Semis: UNLV 75, Fullerton 65

New Mexico State 75, Pacific 61

Title: UNLV 75, New Mexico State 55

1987

The Forum

1st Round: San Jose State 71, New Mexico State 54

UCSB 87, Utah State 79

Fullerton 92, UC Irvine 81
UNLV 105, Long Beach State 70

Semis: UNLV 99, Fullerton 65

San Jose State 70, UCSB 69

Title: UNLV 94, San Jose State 69

1988

The Forum

1st Round: Fullerton 73, Fresno State 59

San Jose State 80, Pacific 60

2nd round: UNLV 61, Fullerton 56
Utah State 80, San Jose State 72

UC Irvine 74, Long Beach State 69

UCSB 56, New Mexico State 52

Semis: UC Irvine 74, UNLV 70

Utah State 73, UCSB 66

Title: Utah State 86, UC Irvine 79

1989

Long Beach Arena

1st Round: Fresno State 64, San Jose State 60

UC Irvine 68, Pacific 62

2nd Round: Fullerton 87, Utah State 86 (OT)

UCSB 69, Long Beach State 57

New Mexico State 60, Fresno State 59

UNLV 102, UC Irvine 82

Semis: UNLV 99, Fullerton 83

New Mexico State 67, UCSB 63

Title: UNLV 68, New Mexico State 62

1990

Long Beach Arena

1st Round: Fullerton 82, UC Irvine 63

Fresno State 71, San Jose State 56

2nd Round: New Mexico State 72, Fresno State 66

Long Beach State 86, Utah State 68

Pacific 65, UCSB 62

UNLV 115, Fullerton 93

Semis: Long Beach State 90, New Mexico State 85

UNLV 99, Pacific 72

Title: UNLV 92, Long Beach State 74

1991

Long Beach Arena

1st Round: Pacific 74, Fullerton 87

Fresno State 88, New Mexico State 82

UNLV 49, Long Beach State 29

UCSB 80, Utah State 76

Semis: Fresno State 87, Pacific 70

UNLV 95, UCSB 67

Title: UNLV 98, Fresno State 74

1992

Long Beach Arena

1st Round: Pacific 86, Utah State 69

New Mexico State 86, Fresno State 85 (OT)

UC Irvine 88, UCSB 67

Long Beach State 77, Fullerton 71

Semis: Pacific 81, UC Irvine 69

New Mexico State 80, Long Beach State 72

Title: New Mexico State 74, Pacific 73

1993

Long Beach Arena

1st Round: UCSB 57, Pacific 54

New Mexico State 87, UC Irvine 76

UNLV 104, Utah State 86

Long Beach State 80, Fullerton 68

Semis: New Mexico State 82, UCSB 77

Long Beach State 79, UNLV 77

Title: Long Beach State 70, New Mexico St. 62

1994

Thomas & Mack Center, Las Vegas

1st Round: UC Irvine 53, UC Santa Barbara 48

Nevada 68, Fullerton 64

2nd Round: UC Irvine 78, Utah State 68

Pacific 87, Long Beach State 74

UNLV 83, San Jose State 69

New Mexico State 68, Nevada 67 OT

Semis: UC Irvine 82, Pacific 78

New Mexico State 82, UNLV 64

Title: New Mexico State 70, UC Irvine 64

1995

Thomas & Mack Center, Las Vegas

1st Round: UNLV 77, San Jose State 66

UC Irvine 76, Fullerton 69

2nd Round: New Mexico State 96, UNLV 76

Long Beach State 67, UC Santa Barbara 64

UC Irvine 76, Utah State 72

Nevada 64, Pacific 62

Semis: Long Beach St. 87, New Mexico St. 79

Nevada 88, UC Irvine 69

Title: Long Beach State 76, Nevada 69 OT



BIG WEST SERIES

Long Beach State

Long Beach leads, 41-27

Titan Gym: CSUF is 14-10

CSULB Gym: CSUF is 3-14

LB Arena: CSUF is 5-10

The Pyramid: CSUF is 0-1

1960-61	W @	73-68 Gym
	L	76-77 FJC
1961-62	L @	77-85 Gym
	W	82-77 FJC
1962-63	W	100-89 FJC
	L @	88-89 Gym
1963-64	L @	61-77 Gym
	W	84-80 FJC
1964-65	L @	56-93 Gym
	L	77-114
1965-66	W	82-64
	L @	81-95 Gym
	W	70-68
1966-67	L	64-88
	L @	68-79 Gym
1967-68	L @	67-86 Gym
	L	78-80
1968-69	L	58-79
	L @	66-74 Gym
1971-72	L @	83-103 Gym
1974-75	L	67-76
	L @	53-73 Arena
1975-76	W	55-54
	L @	66-68 OT Arena
1976-77	L @	67-74 Arena
	W	78-73
	L	64-65 ACC
1977-78	W	83-81 ACC
	L @	84-88 Arena
	W	64-53 ACC
1978-79	W @	81-77 OT Arena
	L	69-70 ACC
	L	70-79 ACC
1979-80	L @	40-51 Arena
	L	75-80 ACC
1980-81	L @	56-71 Arena
	W	60-47
1981-82	L @	56-59 Arena
	W	77-76
1982-83	W	90-60
	W @	79-65 Arena
	L	59-61 Forum
1983-84	L @	50-52 4OT Arena
	W	73-51
1984-85	W @	82-71 Arena
	W	69-60
1985-86	W	85-80 OT
	W @	75-58 Arena

1986-87	W @	80-65 Arena
	W	72-67
1987-88	L @	69-76 Gym
	W	93-70
1988-89	L	66-83
	W @	68-66 OT Gym
1989-90	W @	90-79 Gym
	L	69-70 OT
1990-91	L	76-94
	L @	83-88 Gym
1991-92	W	78-77
	L @	71-85 Gym
	L	71-77 Arena
1992-93	L @	58-72 Gym
	W	68-61
	L	68-80 Arena
1993-94	L @	69-91 Gym
	L	87-96
1994-95	L	70-79
	L @	57-73 Pyramid

ACC = Anaheim Convention Center
Arena = Long Beach Arena
Gym = CSULB campus gym
Pyramid = The Pyramid

Nevada

Series tied, 4-4

Titan Gym: CSUF is 2-1

Lawlor Center: CSUF is 2-2

Thomas & Mack Center: CSUF is 0-1

1984-85	L @	56-66
1992-93	W	81-62
	W @	72-60
1993-94	W @	74-70
	W	97-72
	L	64-68 T&M
1994-95	L	82-95
	L @	77-91

New Mexico State

New Mexico St. leads, 19-5

Titan Gym: CSUF is 4-8

Pan Am Center: CSUF is 1-11

1983-84	L @	63-76
	L	81-82
1984-85	L @	63-70
	W	84-53
1985-86	L	61-68 OT
	L @	57-59 OT
1986-87	W @	66-58 OT
	W	63-59
1987-88	L @	37-41
	W	61-59
1988-89	L	60-65
	L @	56-60

1989-90	L @	58-75
	L	62-65
1990-91	W	89-81
	L @	74-80
1991-92	L	67-69
	L @	60-63
1992-93	L @	67-78
	L	70-78
1993-94	L	64-77
	L @	68-85
1994-95	L @	58-66
	L	74-106

Pacific

Fullerton leads, 26-22

Titan Gym: CSUF is 19-3

Spanos Center: CSUF is 6-8

1973-74	L @	54-67
1974-75	L @	75-80
	W	52-49
1975-76	L @	65-73
	W	54-42
	L @	64-72
1976-77	W	72-53
	L @	78-84
	W	79-68
1977-78	W	79-61
	L @	62-71
1978-79	W	81-63
	L @	52-62
1979-80	L @	56-74
	L	69-76
	L	58-70 ACC
1980-81	L @	66-71
	W	76-75
1981-82	W @	74-65
	W	82-65
	W	64-52 ACC
1982-83	W @	62-56
	W	90-62
1983-84	W @	67-59
	W	67-49
1984-85	W	86-64
	W @	79-59
1985-86	L @	46-50
	L	77-85 OT
1986-87	L @	55-58
	W	59-56
1987-88	W	75-60
	W @	72-60
1988-89	W @	79-75 OT
	W	72-69
1989-90	W	76-63
	L @	73-78

1990-91	L @	73-75 OT
	W	77-74
	L	67-74 LB
1991-92	L @	69-73
	W	76-62
1992-93	W	71-58
	L @	53-56
1993-94	L	69-76 OT
	L @	66-97
1994-95	L @	62-78
	W	69-63

San Jose State

Fullerton leads, 23-21

Titan Gym: CSUF is 15-6

Event Center: CSUF is 2-4

1974-75	L @	69-75
	W	81-79 OT
1975-76	W @	72-56
	W	67-66
1976-77	W	84-64
	L @	61-80
1977-78	W	81-66
	W @	80-78
	W	88-78 ACC
1978-79	L @	80-84
	L	72-75
1979-80	L @	69-72
	L	58-66
1980-81	L	43-49
	L @	41-59
	L	54-63 ACC
1981-82	W	61-50
	L @	57-62
1982-83	L @	60-73
	W	77-57
1983-84	W	72-62
	L @	49-50
1984-85	L	92-97 4OT
	W @	51-46
1985-86	W @	41-40
	W	57-54
1986-87	L @	53-62
	W	62-60
1987-88	L @	60-65
	W	63-51
1988-89	W	82-60
	W @	70-69 OT
1989-90	L @	60-66
	W	90-84 OT
1990-91	W	91-78
	L @	70-80



BIG WEST SERIES

1991-92 W @ 76-64
W 82-75

1992-93 W 66-61
L @ 58-60

1993-94 L 63-69
L @ 82-84

1994-95 W @ 69-60
L 77-86

UC Irvine

Fullerton leads, 31-28

Titan Gym: CSUF is 9-9
(since '77-78)

Bren Center: CSUF is 5-4

1965-66 L 68-74
W 85-83

1966-67 L 72-82
L 72-98

1967-68 L 70-80

1968-69 L 73-89

1969-70 L 65-80
L 79-84
L 68-70

1970-71 L 50-68
W 70-69
W 84-82
L 72-77

1972-73 W 70-64
W 95-76

1973-74 L 60-78

1976-77 W 74-55

1977-78 W @ 88-59
W 83-75
1978-79 W @ 73-57
W 76-55

1979-80 W 68-53
W @ 63-62

1980-81 L @ 84-99
L 69-75

1981-82 L @ 49-50
W 68-62 3OT
W 62-61 ACC

1982-83 W 86-76
W @ 98-74 ACC

1983-84 L 80-81
L @ 69-72

1984-85 W @ 89-80
W 84-74
W 79-68 Forum

1985-86 W 66-54
W @ 78-68
W 66-58 Forum

1986-87 L 70-76
L @ 69-78 OT
W 92-81 Forum

1987-88 L 73-81
L @ 65-70

1988-89 L 73-77
W @ 78-75

1989-90 W 82-55
L @ 76-94
W 82-63 LB

1990-91 L 87-92
L @ 92-96

1991-92 W @ 86-83
W 86-68

1992-93 W @ 61-59
L 86-88

1993-94 L 71-77
W @ 101-95

1994-95 W @ 74-68
L 83-91
L 69-76 T&M

UC Santa Barbara

CSUF leads, 22-16

Titan Gym: CSUF is 13-6

Events Center: CSUF is 5-10

1976-77 W @ 73-68
W 80-72

1977-78 W 56-54
W @ 85-67

1978-79 W @ 76-62
W 81-76

1979-80 L 67-80
W @ 66-58

1980-81 L @ 56-57 OT
L 58-64 OT

1981-82 W @ 42-41
W 70-59

1982-83 W @ 84-58
W 81-60

1983-84 W 68-56
W @ 77-57

1984-85 W 80-72
L @ 69-85

1985-86 L @ 39-52
W 66-62

1986-87 L 47-55
L @ 58-69

1987-88 L 55-67
L @ 56-57

1988-89 L @ 59-69
W 74-69

1989-90 L @ 64-72 OT
L 70-75

1990-91 L @ 55-76
W 76-61

1991-92 L 58-64
L @ 58-68

1992-93 W @ 72-68 OT
W 66-64

1993-94 W @ 66-57
W 79-63

1994-95 W 62-61
L @ 69-80

UNLV

UNLV leads, 31-6

Titan Gym: CSUF is 3-11

Thomas & Mack: CSUF is 2-10

1960-61 W 109-88

1963-64 L @ 78-101

1966-67 L @ 94-110

1974-75 L @ 56-75

1980-81 L 71-85 ACC

1982-83 L @ 71-76
W 86-78

1983-84 L @ 75-82 OT
L 62-74 OT

1984-85 L @ 69-83
L 69-78
L 61-79 Forum

1985-86 L 51-62
L @ 93-92
L 65-75 Forum

1986-87 L 65-73
L @ 64-74
L 65-99 Forum

1987-88 L 57-63
L @ 61-77
L 56-61 Forum

1988-89 L @ 63-66
W 93-92 OT
L 83-99 LB

1989-90 L @ 66-94
L 85-103
L 93-115 LB

1990-91 L @ 67-98
L 83-104

1991-92 L 74-86
L @ 47-76

1992-93 L @ 65-78
W 84-83

1993-94 L 66-77
W @ 84-75

1994-95 W @ 82-80
L 53-69

Utah State

Utah State leads, 22-14

Titan Gym: CSUF is 11-4

The Spectrum: CSUF is 2-16

1972-73 L @ 60-115

1978-79 L @ 70-85
L 64-66

1979-80 W @ 96-88
L 67-69 ACC

1980-81 L 67-68 ACC
L @ 73-77

1981-82 W @ 72-68
W 66-63

1982-83 L @ 59-67
W 75-71

1983-84 W 82-65
L @ 66-71

1984-85 W 73-72
L @ 63-73

1985-86 L @ 76-82 OT
L 68-74

1986-87 L @ 95-96 2OT
W 94-71

1987-88 L @ 72-75
W 80-77

1988-89 W 96-87
L @ 80-90
W 87-86 OT LB

1989-90 L @ 82-83 OT
W 88-77

1990-91 W 93-91
L @ 63-74

1991-92 L @ 72-89
W 111-99 OT

1992-93 W 91-71
L @ 61-86

1993-94 L @ 50-59
L 52-59

1994-95 L 73-84
L @ 71-103



NON-CONFERENCE FOES

UCLA Bruins




Tues., Nov. 28
7:30 p.m.
Pauley Pavilion
Coach:
Jim Harrick
(7th yr.)
168-55
career: 335-152

Location: 405 Hilgard Ave.
Los Angeles, CA 90024
Enrollment: 35,000
Colors: Blue & Gold
Arena/Capacity: Pauley Pavilion/ 12,819
Conference: Pac-10
1994-95 Record: 31-2
Conference: 16-2, 1st
SID: Marc Dellins
Office: (310) 206-6831
Fax: (310) 825-8664
Home: (805) 583-2572
Courtside: (310) 825-1899
Series Record: UCLA leads, 6-0
Athletic Director: Peter T. Dalis
Returning Lettermen: 9 Starters: 2
Top Returnees:
Charles O'Bannon, F, 6-6, Artesia HS
Cameron Dollar, G, 6-1, St. John's (MD)
J. R. Henderson, F, 6-9, E. Bakersfield HS
Top Newcomers:
JeLani McCoy, F, 6-9, St. Augustine HS
Brandon Loyd, G, 6-0, Memorial HS

1995-96 SCHEDULE

Nov. 20 at Maui Invitational
Nov. 28 **FULLERTON**
Dec. 2 at Kansas
Dec. 9 Maryland (The Pond)
Dec. 18 Stephen F. Austin
Dec. 20 at Notre Dame
Dec. 23 at UNLV
Dec. 30 San Francisco
Jan. 4 at Washington State
Jan. 6 at Washington
Jan. 11 Stanford
Jan. 13 California
Jan. 18 at Arizona State
Jan. 20 at Arizona
Jan. 24 USC
Jan. 27 Louisville
Feb. 1 Oregon
Feb. 3 Oregon State
Feb. 8 at California (Oakland)
Feb. 10 at Stanford
Feb. 15 Arizona
Feb. 17 Arizona State
Feb. 22 at USC
Feb. 25 at Duke
Feb. 29 at Oregon State
Mar. 2 at Oregon
Mar. 7 Washington
Mar. 9 Washington State

CSU NORTHRIDGE Matadors



Sat., Dec. 2
7:30 p.m.
The Matadome
Coach:
Pete Cassidy
(25th yr.)
327-317
career: 327-317

Location: 18111 Nordhoff St
Northridge, CA 91330-8276
Enrollment: 26,000
Colors: Red, White & Black
Arena/Capacity: The Matadome/ 3,000
Conference: American West
1994-95 Record: 8-20
SID: Bob Cloud
Office: (818) 885-3243
Fax: (818) 885-4762
Home: (818) 882-2732
Courtside: (818) 885-4701
Series Record: CSF leads, 21-17
Athletic Director: Paul Bubb
Returning Lettermen: 6 Starters: 2
Top Returnees:
Trenton Cross, G, 5-11, So., 6.0 ppg, 1.8 apg
Eric Gray, F, 6-6, Sr., 8.6 ppg, 2.7 rpg
Robert Hill, G, 6-1, Sr., 6.6 ppg, 2.4 apg
Top Newcomers:
Matt Andrews, C-F, 6-7, Jr., Cuesta JC
Derrick Higgins, G-F, 6-3, Jr., L.A. City

1995-96 SCHEDULE

Nov. 25 at UNLV
Nov. 28 at Fresno State
Dec. 2 **FULLERTON**
Dec. 5 Pepperdine
Dec. 8-9 at BYU Tournament
Dec. 16 Northeastern Illinois
Dec. 19 at UC Santa Barbara
Dec. 22 at Saint Mary's
Dec. 29-30 at UT-Chattanooga Tourn.
Jan. 2 Colorado School of Mines
Jan. 6 Colorado-Colorado Springs
Jan. 15 at Oral Roberts
Jan. 17 at Oklahoma State
Jan. 24 San Diego
Jan. 27 at Southern Utah
Jan. 30 at San Diego State
Feb. 1 Cal State Sacramento
Feb. 5 at Cal Poly SLO
Feb. 8 Grand Canyon
Feb. 10 Oral Roberts
Feb. 14 Southern Utah
Feb. 17 Cal Poly SLO
Feb. 24 at Cal State Sacramento
Feb. 27 Loyola Marymount

SAN DIEGO STATE Aztecs



Tues., Dec. 5,
7:00 p.m.
Sports Arena
Coach:
Fred Trenkle
(2nd yr.)
11-17
career: 11-17

Location: San Diego State University
San Diego, CA 92182
Enrollment: 29,000
Colors: Scarlet & Black
Arena/Capacity: Sports Arena/ 13,741
Conference: Western Athletic
1994-95 Record: 11-17
Conference: 5-13, 9th
SID: John Rosenthal
Office: (619) 594-5547
Fax: (619) 582-6541
Home: (619) 672-2258
Courtside: (619) tba
Series Record: SDSU leads, 19-7
Athletic Director: Dr. Fred Miller
Returning Lettermen: 6 Starters: 4
Top Returnees:
Chad Nelson, G, 6-1, Jr., 12.0 ppg, 4.2 rpg
Berry Randle, G, 6-4, Sr., 11.3 ppg, 4.0 rpg
Top Newcomers:
Raymond King, G, 5-10, El Cerrito HS
Darius Rutledge, F, 6-6, Cerritos JC
Paul Jarrett, F, 6-8, New Mexico State


1995-96 SCHEDULE

Nov. 24 Northwestern
Nov. 28 at Loyola Marymount
Dec. 2 at San Diego
Dec. 5 **FULLERTON**
Dec. 8 Cal Poly Pomona
Dec. 16 Westmont
Dec. 22 at Ohio State
Jan. 2 Colorado State
Jan. 4 Wyoming
Jan. 8 at New Mexico
Jan. 10 at Texas-El Paso
Jan. 13 BYU
Jan. 15 Utah
Jan. 18 at Fresno State
Jan. 20 at Air Force
Jan. 24 Cal State Sacramento
Jan. 28 at Hawai'i
Jan. 30 Cal State Northridge
Feb. 3 Hawai'i
Feb. 8 Fresno State
Feb. 10 Air Force
Feb. 15 at BYU
Feb. 17 at Utah
Feb. 22 New Mexico
Feb. 24 Texas-El Paso
Feb. 29 at Colorado State
Mar. 2 at Wyoming



NON-CONFERENCE FOES

GONZAGA Bulldogs



Sat., Dec. 9
7:05 p.m.
Titan Gym
Coach:
Dan Fitzgerald
(14th yr.)
218-148
career: 218-148

Location: AD Box 66
Spokane, WA 99258
Enrollment: 5,200
Colors: Blue, White & Red
Arena/Capacity: Martin Centre/ 3,800
1994-95 Record: 21-9
Conference: 7-7, 4th
SID: Oliver Pierce
Office: (509) 328-4220
Fax: (509) 484-2380
Courtside: (509) 328-4220, x4224

Series Record: First meeting
Athletic Director: Dan Fitzgerald
Returning Lettermen: 7 Starters: 4
Top Returnees:

Kyle Dixon, G, 6-1, 12.0 ppg, 2.3 rpg
Jon Kinloch, G, 6-6, 12.5 ppg, 4.1 rpg
Scott Snider, C, 6-9, 5.2 ppg, 4.2 rpg


Top Newcomers:

Lorenzo Rollins, G, 6-5, Jr., Tacoma CC
Matt Santangelo, G, 6-2, Fr., C. Catholic HS

1995-96 SCHEDULE

Nov. 24 Washington State
Nov. 30 Central Washington
Dec. 2 Southern Utah
Dec. 6 at Montana State
Dec. 9 at FULLERTON
Dec. 16 Western Montana
Dec. 22 Eastern Washington
Dec. 29 South Alabama
Dec. 30 Washington or Lehigh
Jan. 3 Boise State
Jan. 7 Cal State Sacramento
Jan. 12 at Santa Clara
Jan. 13 at St. Mary's
Jan. 18 San Diego
Jan. 20 San Francisco
Jan. 24 Portland
Jan. 27 at Portland
Feb. 2 at Loyola Marymount
Feb. 3 at Pepperdine
Feb. 8 Pepperdine
Feb. 11 Loyola Marymount
Feb. 15 at San Francisco
Feb. 17 at San Diego
Feb. 22 St. Mary's
Feb. 24 Santa Clara
Mar. 2-4 at West Coast Tournament

LMU Lions



Sat., Dec. 16
7:05 p.m.
Titan Gym
Coach:
John Olive
(4th yr.)
26-56
career: 26-56

Location: Box 346
Los Angeles, CA 90045-2699
Enrollment: 3,900
Colors: Crimson & Blue
Arena/Capacity: Gersten Pavilion/ 4,156
Conference: West Coast
1994-95 Record: 13-15
Conference: 4-10, 6th T
SID: Bruce Meyers
Office: (310) 338-7643
Fax: (310) 338-2703
Home: (310) 374-0388
Courtside: (310) 670-8792

Series Record: CSF leads, 8-7
Athletic Director: Brian Quinn
Returning Lettermen: 7 Starters: 3
Top Returnees:

Ime Oduok, C, 6-9, Sr., 12.6 ppg, 9.0 rpg
Mike O'Quinn, F, 6-5, Jr., 13.0 ppg, 4.6 rpg
Jim Williamson, G, 5-10, Jr., 10.5 ppg, 3.3 rpg

Top Newcomers:

Peter Cornell, C, 6-10, Fr., Puget Sound
Will Jones, F, 6-5, So., Mt. Carmel HS

1995-96 SCHEDULE

Nov. 24 Sonoma State
Nov. 26 Seattle
Nov. 28 San Diego State
Dec. 2 UNLV
Dec. 4 USC
Dec. 9 UC Santa Barbara
Dec. 16 at FULLERTON
Dec. 19-20 at Nike Festival
Dec. 28 at Loyola-Chicago
Dec. 30 at Notre Dame
Jan. 6 at Northern Arizona
Jan. 11 at San Francisco
Jan. 13 at San Diego
Jan. 19 Santa Clara
Jan. 20 St. Mary's
Jan. 23 Cal Poly SLO
Jan. 26 at St. Mary's
Jan. 27 at Santa Clara
Feb. 2 Gonzaga
Feb. 3 Portland
Feb. 8 at Portland
Feb. 10 at Gonzaga
Feb. 14 at Pepperdine
Feb. 17 Pepperdine
Feb. 23 San Diego
Feb. 24 San Francisco
Feb. 27 at Cal State Northridge

SAN FRANCISCO Dons



Fri., Dec. 22
7:00 p.m.
Memorial Gym
Coach:
Phil Mathews
(1st yr.)
0 - 0
career: 0 - 0

Location: 2130 Fulton St.,
San Francisco, CA 94117
Enrollment: 8,400
Colors: Green & Gold
Arena/Capacity: Memorial Gym/ 5,300
Conference: West Coast
1994-95 Record: 10-19
Conference: 4-10, 6th T
SID: Pete Simon
Office: (415) 666-6161
Fax: (415) 666-2929
Home: (415) 875-3667
Courtside: (415) 666-2919

Series Record: CSF leads, 3-1
Athletic Director: Dr. Bill Hogan
Returning Lettermen: 6 Starters: 2
Top Returnees:

Gerald Walker, G, 6-1, Sr., 17.9 ppg, 5.0 rpg
John Duggan, F, 6-7, Jr., 15.7 ppg, 6.9 rpg

Top Newcomers:

M. J. Nodilo, G, 6-4, So., redshirt
Michael Colter, F, 6-1, Fr., Bowie (TX) HS
Jamie Holmes, F, 6-8, Fr., Merced HS


1995-96 SCHEDULE

Nov. 24 Bucknell
Nov. 28 Stanford
Dec. 1-2 Met Life Classic
Dec. 5 California
Dec. 9 St. John's
Dec. 19 Cal State Hayward
Dec. 22 FULLERTON
Dec. 27-28 at New Orleans Tourney
Dec. 30 at UCLA
Jan. 2 Cal State Stanislaus
Jan. 6 at San Diego
Jan. 11 Loyola Marymount
Jan. 13 Pepperdine
Jan. 18 at Portland
Jan. 20 at Gonzaga
Jan. 27 San Diego
Feb. 1 Santa Clara
Feb. 3 Saint Mary's
Feb. 9 at Saint Mary's
Feb. 10 at Santa Clara
Feb. 15 Gonzaga
Feb. 17 Portland
Feb. 23 at Pepperdine
Feb. 24 at Loyola Marymount
Mar. 2-4 at West Coast Tournament



NON-CONFERENCE FOES

UTAH Utes




Wed., Dec. 27
7:30 p.m.
Huntsman Center
Coach:
Rick Majerus
(7th yr.)
124-44
career: 224-96

Location: Huntsman Center
Salt Lake City, UT 84112
Enrollment: 27,100
Colors: Crimson & White
Arena/Capacity: Huntsman Center/ 15,000
Conference: Western Athletic
1994-95 Record: 28-6
Conference: 15-3, 1st
SID: Bruce Woodbury
Office: (801) 581-3510
Fax: (801) 581-4358
Home: (801) 295-3594
Series Record: Utah leads, 6-2
Athletic Director: Dr. Chris Hill
Returning Lettermen: 10 **Starters:** 4
Top Returnees:
Keith Van Horn, F, 6-9, Jr., 21 ppg, 8.5 rpg
Brandon Jessie, G, 6-5, Sr., 16.1 ppg, 5.9 rpg
Top Newcomers:
Will Carlton, F, 6-9, Fr., Anderson County HS
Ben Caton, G, 6-4, Jr., Ricks JC

1995-96 SCHEDULE

Nov. 25 Kansas
Nov. 29 at Texas
Dec. 1 Lewis-Clark State
Dec. 4 Drake
Dec. 6 at Weber State
Dec. 9 Utah State
Dec. 15 St. Thomas
Dec. 21 at Wake Forest
Dec. 23 USC
Dec. 27 FULLERTON
Jan. 2 Brigham Young
Jan. 8 Fresno State
Jan. 10 Air Force
Jan. 13 at Hawai'i
Jan. 15 at San Diego State
Jan. 18 Colorado State
Jan. 20 Wyoming
Jan. 25 at UTEP
Jan. 27 at New Mexico
Feb. 1 UTEP
Feb. 3 New Mexico
Feb. 10 at Colorado State
Feb. 12 at Wyoming
Feb. 15 Hawai'i
Feb. 17 San Diego State
Feb. 22 at Fresno State
Feb. 24 at Air Force
Mar. 2 at Brigham Young
Mar. 6 at WAC Tournament

MONTANA Grizzlies



Sat., Dec. 30
7:05 p.m.
Titan Gym
Coach:
Blaine Taylor
(5th yr.)
84-33
career: 84-33

Location: Harry Adams Fieldhouse,
Missoula, MT 59812
Enrollment: 11,000
Colors: Copper, Silver & Gold
Arena/Capacity: Dahlberg Arena/ 8,950
Conference: Big Sky Conference
1994-95 Record: 21-9
Conference: 11-3, 1st T
SID: Dave Guffey
Office: (406) 243-5402
Fax: (406) 243-6859
Home: (406) 728-1135
Courtside: (406) 243-4281
Series Record: Montana leads, 4-0
Athletic Director: tba
Returning Lettermen: 9 **Starters:** 3
Top Returnees:
Shane Belnap, G, 6-0, Sr., 8.9 ppg, 4.3 apg
Shawn Samuelson, F, 6-7, Sr., 13.5 ppg, 8.2 rpg
Chris Spoja, F, 6-5, Jr., 10.8 ppg, 5.7 rpg
Top Newcomers:
Brent Smith, C-F, 6-10, Jr., Diablo Valley JC
Mat Seidensticker, G-F, 6-4, Fr., Shelby HS

1995-96 SCHEDULE

Nov. 11 Simon Fraser
Nov. 24 Missouri-Kansas City
Nov. 27 at Cal State Sacramento
Dec. 1-2 Missoulian Coca-Cola Classic
Dec. 5 at Arizona
Dec. 8 Nevada
Dec. 13 at Washington State
Dec. 16 Lewis-Clark State
Dec. 22 Oregon
Dec. 30 at FULLERTON
Jan. 2 Black Hills State
Jan. 6 Saint Mary's
Jan. 11 Northern Arizona
Jan. 13 Weber State
Jan. 20 at Montana State
Jan. 26 at Boise State
Jan. 27 at Idaho State
Feb. 2 Idaho
Feb. 3 Eastern Washington
Feb. 8 at Weber State
Feb. 10 at Northern Arizona
Feb. 17 Montana State
Feb. 23 Idaho State
Feb. 24 Boise State
Feb. 29 at Eastern Washington
Mar. 2 at Idaho
Mar. 7-9 at Big Sky Tournament

ROAD HOTELS

at UCLA Nov. 28, 1995
Westwood Plaza
Holiday Inn
10740 Wilshire Blvd.
Los Angeles, CA 90024
(310) 475-8711/FAX 475-5220

at San Diego State Dec. 4-5, 1995
San Diego Hilton
901 Camino del Rio South
San Diego, CA 92108
(619) 543-9000/FAX 296-9561

at San Francisco Dec. 21-23, 1995
San Francisco Marriott
55 4th St.
San Francisco, CA 94103
(415) 896-1600/FAX 896-6177

at Utah Dec. 26-28, 1995
Downtown Holiday Inn
999 S. Main St.
Salt Lake City, UT 84111
(801) 359-8600/FAX 359-7186

at Utah State Jan. 24-26, 1996
Baugh Motel
153 S. Main St.
Logan, UT 84321
(801) 752-5220/FAX 752-3251

at Nevada Jan. 26-28, 1996
Holiday Inn
1000 E. 6th St.
Reno, NV 89512
(702) 786-5151/FAX 786-0220

at New Mexico St. Feb. 14-16, 1996
Hilton
705 S. Telshor Blvd.
Las Cruces, NM 88011
(505) 522-4300/FAX 521-4707

at UNLV Feb. 16-18, 1996
Alexis Park Hotel
375 E. Harmon
Las Vegas, NV 89109
(702) 796-3348/FAX 796-0766


at Pacific Feb. 28-29, 1996
Hilton
2323 Grand Canal Blvd.
Stockton, CA 95207
(209) 957-9090/FAX 473-8908

at San Jose State Mar. 1-3, 1996
Santa Clara Marriott
2700 Mission College Blvd.
Santa Clara, CA 95052-8181
(408) 988-1500/FAX 748-9529



BIG WEST OPPONENTS

PACIFIC Tigers



Thur., Jan. 4, 7:05
Titan Gym
Thur., Feb. 29, 7:35
Spanos Center
Coach:
Bob Thomason
(7th year)
97-104
career: 149-131

Location: 3601 Pacific Ave.
Stockton, CA 95211

Enrollment: 4,100

Colors: Black & Orange

Arena/Capacity: Spanos Center/ 6,150

1994-95 Record: 14-13

Conference: 9-9, 5th

SID: Mike Millerick

Office: (209) 946-2479

Fax: (209) 946-2757 On Demand: #2120

Home: (209) 369-6877

Courtside: (209) 946-2865

Series Record: CSF leads, 26-22

Athletic Director: Bob Lee

Returning Lettermen: 9 Starters: 4

Top Returnees:

Adam Jacobsen, G, 6-2, Jr., 16.7 ppg, 2.9 rpg

Charles Jones, F, 6-5, Sr., 18.0 ppg, 5.6 rpg

Vic Trierweiler, C, 6-8, Jr., 5.1 ppg, 4.8 rpg

Top Newcomers:


Monty Owens, G, 6-2, Jr., Cerritos JC

Nick Foster, C, 6-9, So., Moorpark JC

1995-96 SCHEDULE

Nov. 26 San Diego
Dec. 2 at Saint Mary's
Dec. 9 Fresno State
Dec. 16 UC Davis
Dec. 19 Baylor
Dec. 22 at Santa Clara
Dec. 28-29 at Arizona Tournament
Jan. 2 at UC Irvine
Jan. 4 at FULLERTON
Jan. 8 at UNLV
Jan. 10 New Mexico State
Jan. 13 at Utah State
Jan. 15 at Nevada
Jan. 20 San Jose State
Jan. 25 UC Santa Barbara
Jan. 27 Long Beach State
Feb. 1 at New Mexico State
Feb. 8 Nevada
Feb. 10 Utah State
Feb. 15 UNLV
Feb. 17 at San Jose State
Feb. 22 at Long Beach State
Feb. 24 at UC Santa Barbara
Feb. 29 FULLERTON
Mar. 3 UC Irvine

UCSB Gauchos



Mon., Jan. 8, 7:35
The Thunderdome
Sat., Feb. 3, 7:05
Titan Gym
Coach:
Jerry Pimm
(13th year)
192-153
career: 365-239

Location: Robertson Memorial Gym
Santa Barbara, CA 93106

Enrollment: 18,200

Colors: Blue & Gold

Arena/Capacity: Thunderdome/ 6,000

1994-95 Record: 13-14

Conference: 8-10, 6th

SID: Bill Mahoney

Office: (805) 893-3428

Fax: (805) 893-4537 On Demand: #1720

Home: (805) 683-2365

Courtside: (805) 893-4361

Series Record: CSF leads, 22-16

Athletic Director: Dr. Gary Cunningham

Returning Lettermen: 7 Starters: 2

Top Returnees:

Mark Flick, F, 6-8, Sr., 10.5 ppg, 7.7 rpg

Danee Prince, G, 6-1, Sr., 4.9 ppg, 1.3 apg

Phillip Turner, G, 6-3, Sr., 4.6 ppg, 2.6 apg

Top Newcomers:

Wesley Miller, G, 6-2, Fr., Moore HS

Ben Jefferson, G, 6-4, Jr., Hickman JS

1995-96 SCHEDULE

Nov. 24 Colorado
Nov. 27 at DePaul
Dec. 6 at San Diego
Dec. 9 at Loyola Marymount
Dec. 16 Pepperdine
Dec. 19 Cal State Northridge
Dec. 21 at St. Joseph's
Dec. 29 St. Mary's
Jan. 2 at Long Beach State
Jan. 8 FULLERTON
Jan. 10 UC Irvine
Jan. 13 at New Mexico State
Jan. 15 at UNLV
Jan. 18 Nevada
Jan. 20 Utah State
Jan. 25 at Pacific
Jan. 27 at San Jose State
Feb. 1 at UC Irvine
Feb. 3 at FULLERTON
Feb. 8 UNLV
Feb. 10 New Mexico State
Feb. 15 at Utah State
Feb. 17 at Nevada
Feb. 22 San Jose State
Feb. 24 Pacific
Mar. 2 Long Beach State

LONG BEACH ST. 49ers



Wed., Jan. 10, 7:35
The Pyramid
Thur., Feb. 1, 7:05
Titan Gym
Coach:
Seth Greenberg
(6th year)
88-59
career: 88-59

Location: 1250 Bellflower Blvd.
Long Beach, CA 90840

Enrollment: 25,410

Colors: Black & Gold

Arena/Capacity: The Pyramid/ 5,000

1994-95 Record: 20-10

Conference: 13-5, 2nd T

SID: Scott Cathcart

Office: (310) 985-7797

Fax: (310) 985-8197 On Demand: #1320

Home: (909) 279-9558

Courtside: (310) 985-4667

Series Record: Long Beach leads, 41-27

Athletic Director: Dave O'Brien

Returning Lettermen: 7 Starters: 3

Top Returnees:

Juaquin Hawkins, F, 6-7, Sr., 5.8 ppg, 3.2 rpg

Rasul Salahuddin, G, 6-3, Sr., 9.3 ppg, 5.2 apg

James Cotton, G, 6-5, So., 14.0 ppg, 1.0 rpg

Top Newcomers:

Brandon Titus, G, 6-4, Jr., LSU

Corey Saffold, F, 6-7, So., Oklahoma

1995-96 SCHEDULE

Nov. 15 at Arizona (NIT)
Nov. 25 at Detroit
Dec. 2 Cal State Hayward
Dec. 6 Hawai'i
Dec. 9 at Oregon State
Dec. 16 vs. Miami (OH) in Las Vegas
Dec. 19 Saint Mary's
Dec. 22 George Mason
Jan. 2 UC Santa Barbara
Jan. 6 at Nebraska
Jan. 10 FULLERTON
Jan. 13 at UNLV
Jan. 18 Utah State
Jan. 20 Nevada
Jan. 22 at New Mexico State
Jan. 25 at San Jose State
Jan. 27 at Pacific
Feb. 1 at FULLERTON
Feb. 3 at UC Irvine
Feb. 5 UNLV
Feb. 10 New Mexico State
Feb. 12 UC Irvine
Feb. 15 at Nevada
Feb. 17 at Utah State
Feb. 22 Pacific
Feb. 24 San Jose State
Mar. 2 at UC Santa Barbara



BIG WEST OPPONENTS

UC IRVINE Anteaters



Sat., Jan. 13, 7:05
Titan Gym
Sat., Feb. 10, 7:00
Bren Center
Coach:
Rod Baker
(5th year)
36-79
Career: 109-130

Location: Crawford Hall
Irvine, CA 92717

Enrollment: 17,100

Colors: Blue & Gold

Arena/Capacity: Bren Center/ 5,000

1994-95 Record: 13-16

Conference: 6-12, 8th

SID: Bob Olson

Office: (714) 824-5814

Fax: (714) 824-5260 On Demand: #1620

Home: (714) 646-2386

Courtside: (714) 824-5814

Series Record: CSF leads, 31-28

Athletic Director: Dan Guerrero

Returning Lettermen: 9 Starters: 4

Top Returnees:

Raimonds Miglinieks, G, 6-3, 12.6 ppg, 8.4 apg

Michael Tate, F, 6-5, 7.6 ppg, 6.9 rpg

Kevin Simmons, F, 6-9, 14.9 ppg, 7.7 rpg

Top Newcomers:

Paul Foster, F-C, 6-9, Moorpark JC

Tchaka Shipp, F, 6-8, Seton Hall

Clay McKnight, G, 6-2, Mater Dei HS

1995-96 SCHEDULE

Nov. 24 Siena
Nov. 25 St. John's or Niagara
Dec. 2 at Oregon State
Dec. 9 Eastern Washington
Dec. 16 at USC
Dec. 21 at San Diego
Dec. 29 Washington State
Jan. 2 Pacific
Jan. 4 San Jose State
Jan. 10 at UC Santa Barbara
Jan. 13 at FULLERTON
Jan. 18 New Mexico State
Jan. 20 UNLV
Jan. 25 at Nevada
Jan. 27 at Utah State
Feb. 1 UC Santa Barbara
Feb. 3 Long Beach State
Feb. 6 Southern Utah
Feb. 10 FULLERTON
Feb. 12 at Long Beach State
Feb. 17 at New Mexico State
Feb. 19 at UNLV
Feb. 24 Nevada
Feb. 26 Utah State
Feb. 29 at San Jose State
Mar. 3 at Pacific

UNLV Runnin' Rebels



Thur., Jan. 18, 7:05
Titan Gym
Sat., Feb. 17, 8:05
Thomas & Mack
Coach:
Bill Bayno
(1st year)
0-0
Career: 0-0

Location: 4505 S. Maryland Parkway
Las Vegas, NV 89154

Enrollment: 20,239

Colors: Scarlet & Gray

Arena/Capacity: Thomas & Mack/ 18,500

1994-95 Record: 12-16

Conference: 7-11, 7th

SID: Jim Gemma

Office: (702) 895-3207

Fax: (702) 895-0989 On Demand: #1920

Home: (702) 433-3119

Courtside: (702) 895-4600

Series Record: UNLV leads, 31-6

Athletic Director: Charles Cavagnaro

Returning Lettermen: 5 Starters: 2

Top Returnees:

Clayton Johnson, F, 6-6, Sr., 13.2 ppg, 4.1 rpg

Damian Smith, G, 6-3, Sr., 12.9 ppg, 2.3 rpg

Eric Lee, C, 6-10, So., 3.0 ppg, 3.8 rpg

Top Newcomers:


Chancellor Davis, G, 5-8, Jr., Dixie JC

Norris Bell, F, 6-6, Fr., Hempstead HS

1995-96 SCHEDULE

Nov. 25 Cal State Northridge
Dec. 2 at Loyola Marymount
Dec. 10 at USC
Dec. 16 Ball State
Dec. 18 Charleston Southern
Dec. 23 UCLA
Dec. 28 Michigan
Dec. 30 Central Florida
Jan. 4 Utah State
Jan. 8 Pacific
Jan. 10 at San Jose State
Jan. 13 Long Beach State
Jan. 15 UC Santa Barbara
Jan. 18 at FULLERTON
Jan. 20 at UC Irvine
Jan. 27 at New Mexico State
Jan. 29 Nevada
Feb. 1 San Jose State
Feb. 5 at Long Beach State
Feb. 10 at UC Santa Barbara
Feb. 15 at Pacific
Feb. 17 FULLERTON
Feb. 19 UC Irvine
Feb. 24 New Mexico State
Feb. 26 at Nevada
Mar. 2 at Utah State

NEW MEXICO ST. Aggies



Sat., Jan. 20, 7:05
Titan Gym
Thur., Feb. 15, 7:35
Pan Am Center
Coach:
Neil McCarthy
(11th year)
218-99
Career: 418-197

Location: Box 3145, NMSU,
Las Cruces, NM 88003

Enrollment: 15,719

Colors: Crimson & White

Arena/Capacity: PanAm Center/ 13,071

1994-95 Record: 25-10

Conference: 13-5, 2nd T

SID: Steve Shutt

Office: (505) 646-3929

Fax: (505) 646-2425 On Demand: #1420

Home: (505) 382-1068

Courtside: (505) 646-3400

Series Record: NMSU leads, 19-5

Athletic Director: Al Gonzales

Returning Lettermen: 0 Starters: 0

Top Returnees:

Maurice Lawson, G, 6-1, So., 0.6 ppg, 0.3 rpg

Chris Lopez, F, 6-5, Jr., 0.7 ppg, 0.2 rpg

Top Newcomers:

William Johnson, G, 5-8, Jr., E. Okla. JC

Keith Torian, G, 6-2, Jr., Lakeland CC

Enoch Davis, F, 6-7, Jr., Iowa Western JC

1995-96 SCHEDULE

Nov. 27 Texas-El Paso
Nov. 30 at Texas-El Paso
Dec. 2 Western New Mexico
Dec. 4 Northwestern State
Dec. 8 at New Mexico
Dec. 16 New Mexico
Dec. 20 at Tulsa
Dec. 30 Southern Utah
Jan. 2 Utah State
Jan. 4 Nevada
Jan. 8 at San Jose State
Jan. 10 at Pacific
Jan. 13 UC Santa Barbara
Jan. 15 Long Beach State
Jan. 18 at UC Irvine
Jan. 20 at FULLERTON
Jan. 27 UNLV
Feb. 1 Pacific
Feb. 3 San Jose State
Feb. 8 at Long Beach State
Feb. 10 at UC Santa Barbara
Feb. 15 FULLERTON
Feb. 17 UC Irvine
Feb. 24 at UNLV
Feb. 29 at Nevada
Mar. 2 at Utah State



BIG WEST OPPONENTS

UTAH STATE Aggies



Thur., Jan. 25, 7:05
Smith Spectrum
Sat., Feb. 24, 7:05
Titan Gym
Coach:
Larry Eustachy
(3rd year)
35-21
career: 96-54

Location: 700 North & 800 East
Logan, UT 84322-7400
Enrollment: 20,371
Colors: Navy Blue & White
Arena/Capacity: Smith Spectrum/ 10,270
1994-95 Record: 21-8
Conference: 14-4, 1st
SID: John Lewandowski
Office: (801) 797-1361
Fax: (801) 797-2615 On Demand: #2220
Courtside: (801) 797-1686

Series Record: USU leads, 22-14

Athletic Director: Chuck Bell

Returning Lettermen: 6 Starters: 3

Top Returnees:

Eric Franson, C, 6-7, Sr., 18.4 ppg, 9.8 rpg
Silas Mills, F, 6-6, Sr., 12.4 ppg, 7.2 rpg
Jon Wickizer, F, 6-8, Sr., 5.3 ppg, 3.2 rpg

Top Newcomers:

Justin Jones, G, 6-4, So., Idaho State
Phillip Kennedy, G, 6-2, Jr.
Duane Rogers, G, 6-3, So.

1995-96 SCHEDULE

Nov. 18 Simon Fraser
Nov. 24-26 at Hawai'i-Hilo Tournament
Dec. 2 Lewis and Clark State
Dec. 5 at Brigham Young
Dec. 9 at Utah
Dec. 16 Weber State
Dec. 18 Chaminade
Dec. 28 Mississippi Valley State
Dec. 29 Southern Mississippi
Jan. 4 at UNLV
Jan. 8 at Nevada
Jan. 11 Southern Illinois
Jan. 13 Pacific
Jan. 15 San Jose State
Jan. 18 at Long Beach State
Jan. 20 at UC Santa Barbara
Jan. 25 FULLERTON
Jan. 27 UC Irvine
Jan. 29 at New Mexico State
Feb. 3 Nevada
Feb. 8 at San Jose State
Feb. 10 at Pacific
Feb. 15 UC Santa Barbara
Feb. 17 Long Beach State
Feb. 22 New Mexico State
Feb. 24 at FULLERTON
Feb. 26 at UC Irvine
Mar. 2 UNLV

NEVADA Wolf Pack



Sat., Jan. 27, 7:35
Lawlor Events Ctr.
Thur., Feb. 22, 7:05
Titan Gym
Coach:
Pat Foster
(3rd year)
29-28
career: 305-150

Location: Mail Stop 232
Reno, NV 89557
Enrollment: 12,500
Colors: Silver & Blue
Arena/Capacity: Lawlor Events Ctr./ 11,200
1994-95 Record: 18-11
Conference: 12-6, 4th
SID: Mike May
Office: (702) 784-4600
FAX: (702) 784-4386 On Demand: #2020
Home: (702) 348-9306
Courtside: (702) 784-4404

Series Record: Tied, 4-4

Athletic Director: Chris Ault

Returning Lettermen: 8 Starters: 3

Top Returnees:

Brian Green, G, 6-4, Sr., 15.1 ppg, 4.4 rpg
Faron Hand, F, 6-7, Sr., 13.7 ppg, 5.3 rpg
Daniel Watts, C, 6-8, Sr., 7.6 ppg, 6.2 rpg

Top Newcomers:

Tim Barnett, G, 6-2, Jr., West. Nebraska JC
David Morgan, C, 6-10, So., Utah Valley JC

1995-96 SCHEDULE

Nov. 28 Brigham Young
Dec. 2 at Baylor
Dec. 8 at Montana
Dec. 9 at Boise State
Dec. 14 Montana State
Dec. 16 Colorado State
Dec. 19-20 at Hawai'i Nike Festival
Dec. 23 at San Diego
Jan. 3 Marshall
Jan. 5 at New Mexico State
Jan. 8 Utah State
Jan. 13 San Jose State
Jan. 15 Pacific
Jan. 18 at UC Santa Barbara
Jan. 20 at Long Beach State
Jan. 25 UC Irvine
Jan. 27 FULLERTON
Jan. 29 at UNLV
Feb. 3 at Utah State
Feb. 8 at Pacific
Feb. 10 at San Jose State
Feb. 15 Long Beach State
Feb. 17 UC Santa Barbara
Feb. 22 at FULLERTON
Feb. 24 at UC Irvine
Feb. 26 UNLV
Mar. 2 New Mexico State

SAN JOSE ST. Spartans



Tues., Jan. 2, 7:05
Titan Gym
Sun., Mar. 3, 1:00
Event Center
Coach:
Stan Morrison
(7th year)
43-118
career: 246-301

Location: One Washington Square
San Jose, CA 95192

Enrollment: 27,000
Colors: Gold, White & Blue
Arena/Capacity: Event Center/ 5,000
1994-95 Record: 4-23

Conference: 3-15, 10th

SID: Lawrence Fan

Office: (408) 924-1217
Fax: (408) 923-6104 On Demand: #1520
Home: (408) 924-1291
Courtside: (408) 924-6466

Series Record: CSF leads, 23-21

Athletic Director: Dr. Thomas Brennan

Returning Lettermen: 9 Starters: 4

Top Returnees:

Brad Quinet, G, 6-2, Sr., 13.0 ppg, 3.1 rpg
Darren Greene, F, 6-6, Sr., 8.8 ppg, 5.1 rpg
Tito Addison, G, 6-0, Jr., 8.3 ppg, 3.1 rpg
Marnet Williams, G, 6-4, So., 5.8 ppg, 3.4 rpg

Top Newcomers:

Craig Clark, C, 6-11, Sonora HS

1995-96 SCHEDULE

Nov. 28 Saint Mary's
Dec. 1 Santa Clara (San Jose Arena)
Dec. 5 at Fresno State
Dec. 8-9 at Fighting Illini Classic
Dec. 20 Portland
Dec. 23 Pepperdine
Dec. 27 Washington State
Jan. 2 at FULLERTON
Jan. 4 at UC Irvine
Jan. 8 New Mexico State
Jan. 10 UNLV
Jan. 13 at Nevada
Jan. 15 at Utah State
Jan. 20 at Pacific
Jan. 25 Long Beach State
Jan. 27 UC Santa Barbara
Feb. 1 UNLV
Feb. 3 at New Mexico State
Feb. 8 Utah State
Feb. 10 Nevada
Feb. 17 Pacific
Feb. 22 at UC Santa Barbara
Feb. 24 at Long Beach State
Feb. 29 UC Irvine
Mar. 3 FULLERTON



1994-95 SEASON REVIEW


A season that began with the head coach resigning amidst low expectations had some early highlights at Cal State Fullerton before injuries and a lack of height and depth caught up with a spirited squad of Titan players.

Two-year assistant coach Bob Hawking sought and accepted an interim role as head coach on Sept. 25 after Brad Holland resigned on Sept. 22 to take the head coaching job at the University of San Diego. Hawking promptly elevated newcomer George Fuller to his top assistant's post and promoted George Tuttle to a full-time position. Tuttle's post was filled several weeks later by Jeff Dunlap, an assistant from Quincy College in Illinois.

The Titans were forecast as the tenth-place team in the Big West Conference by both the coaches and the media at the annual November media day. Fullerton was coming off an 8-19 season and had only four returning lettermen-- two of them starters -- when the season began. With a 6-foot-6 center in Winston Peterson and only one player -- 6-9 forward David Frigout -- taller than 6-7, the Titans figured to struggle on the backboards all season. When their perimeter shooting failed to improve dramatically from the previous season, every game became a challenge.

Fullerton opened the season with a home victory over a mediocre Cal State Northridge team before embarking on a brutal road swing. The Titans played in a tournament at Fresno State, losing on a neutral floor to NCAA Tournament-bound Santa Clara and an opportunistic Texas-Arlington team while shooting less than 35 per cent from the field.

Next up were true road tests at UCLA and UNLV. The Titans gained confidence in Pauley Pavilion when they hung with the eventual national champion Bruins, trailing only 44-40 in the opening minutes of the second half. But the Bruins rolled the rest of the way and sent the Titans off to the Thomas & Mack Center



in Las Vegas, where it was a coming out party for new coach Tim Grgurich. Many former Rebels and even former Coach Jerry Tarkanian were present for the Rebs' only home game of December. Fullerton spoiled the party, winning for the second year in a row in a building where they had never previously won. Chris St. Clair hit a 3-point basket from the corner with 9.1 seconds to play for an 82-80 CSUF win.

Fullerton returned home to Titan Gym and welcomed the addition of letterman

guard Danny Robinson and JC forward Dave Harrison after fall semester academic work. They were even more welcomed when the next two games went into overtime. James French hit a 3-pointer at the regulation buzzer and went on to score a career-high 24 points for a win over San Diego State. But French missed a shot that would have beaten USF at the buzzer three nights later and Fullerton eventually lost in OT.


The Titans were beaten by NCAA Tournament-bound Utah and then lost a heartbreaker at Loyola Marymount when the Lions' Jim Williamson made a 40-foot shot to win at the buzzer.

The Titans returned to Big West play with their fourth consecutive victory at the Bren Center over UC Irvine to log their second Big West road win in as many tries. Their three-week stay in first place came to an end eight days later after an 8-point loss at New Mexico State.

A Titan Gym homestand continued a disturbing trend -- the Titans were not winning at home. A 4-7 home record from the year before would eventually fall a notch to 4-8 in 1994-95. The Titans lost to regular season champion Utah State and then let a lead get away against Nevada to fall to 4-9 overall and 2-3 in the Big West. Back on the road, Fullerton played great in the final minutes to salvage a win at San Jose State but then was knocked around at Pacific. The Titans returned home and pulled out a dramatic victory over UC Santa Barbara, holding the Gauchos without a field goal for the final 9:36. Peterson grabbed two key rebounds and made a free throw in the final three seconds for a 62-61 win.

The Titans would win only one of their remaining 11 games. They lost five in a row before beating Pacific, 69-63, by holding the Tigers to 4-for-24 shooting from behind the 3-point line. Back-to-back wins would not happen as San Jose State won its first conference game of the year and the Titans lost guard Chris St. Clair for the remainder of the season due to a knee injury. Two days later at practice Frigout severely sprained an ankle and he, too, was out for the year. Chris Dade sprained an ankle at Long Beach State three days later and was hobbled down the stretch. With backup center Fred Amos dismissed from the team for disciplinary reasons back in mid-January, the Titans were now down to seven healthy players and a walk-on. The lack of numbers proved particularly harmful in a pair of season-ending losses to UC Irvine, which won back-to-back close games with key plays in the final few minutes.

Fullerton finished 7-20 overall and was 5-13 for ninth place in the Big West. Peterson was third in the Big West in scoring and rebounding and was selected to the coaches' all-conference second team. Dade made the all-freshmen team.





1994-95 STATISTICS

Overall: 7-20

Home: 4-8

Road: 3-9

Neutral: 0-3

Big West: 5-13

Home: 2-7

Road: 3-6

PLAYER	G/GS	TOTAL			3-POINT			FT/FTA	PCT.	PTS.	AVG.	OFF DEF		TOT		PF/D	AST	TO	BLK	STL	MIN
		FG/FGA	PCT.		FG/FGA	PCT.						REB	REB	REB	AVG.						
Winston Peterson	25/ 23	162/ 335	.484		0/ 1	.000		116/ 185	.627	440	17.6	91	118	209	8.4	61/ 1	15	77	6	14	818
Chris St. Clair	23/ 4	70/ 186	.376		47/ 128	.367		42/ 60	.700	229	10.0	18	51	69	3.0	61/ 0	55	41	1	30	634
Chris Dade	27/ 24	75/ 203	.370		37/ 107	.346		80/ 106	.755	267	9.9	26	49	75	2.8	85/ 2	53	57	2	37	744
Chuck Overton	27/ 24	92/ 234	.393		10/ 40	.250		56/ 83	.675	250	9.3	39	68	107	4.0	55/ 1	38	62	9	30	706
James French	27/ 24	72/ 236	.305		38/ 133	.286		60/ 83	.723	242	9.0	11	50	61	2.3	83/ 1	95	101	3	34	780
David Harrison	21/ 10	58/ 124	.468		2/ 15	.133		40/ 49	.816	158	7.5	41	68	109	5.2	49/ 0	22	43	11	12	438
David Frigout	21/ 19	55/ 123	.447		0/ 0	.000		17/ 29	.586	127	6.1	47	46	123	5.9	79/ 7	7	28	23	11	480
Danny Robinson	21/ 5	37/ 87	.425		20/ 55	.364		20/ 27	.741	114	5.4	14	21	35	1.7	39/ 0	55	37	2	25	429
Fred Amos	11/ 1	16/ 35	.457		0/ 0	.000		17/ 45	.378	49	4.5	14	27	41	3.7	28/ 1	2	12	14	6	152
John Williams	18/ 2	6/ 15	.400		0/ 0	.000		7/ 14	.500	19	1.1	4	16	20	1.1	22/ 0	1	10	2	5	137
DeVaughn Wright	17/ 0	6/ 15	.400		0/ 0	.000		3/ 9	.333	15	0.9	7	14	21	1.2	17/ 0	0	4	3	1	123
Andy Hinkle	6/ 0	2/ 7	.286		0/ 3	.000		0/ 0	.000	4	0.7	4	0	4	0.7	0/ 0	0	2	0	1	9
CSUF Totals	27	651/ 1600	.407		154/ 482	.320		458/ 690	.664	1914	70.9	316	558	958*	35.5	579/ 13	343	474	76	206	1090
Opponent Totals	27	768/ 1609	.477		144/ 417	.345		479/ 711	.674	2159	80.0	339	672	1110*	41.1	568/ 12	448	484	103	208	1090

*includes 84 team rebounds for Cal State Fullerton and 99 for opponents

PER-GAME AVERAGES

PLAYER	TOTAL		3-POINT		FT	FTA	PTS	REB	AST	TO	BLK	STL	MIN
	FG	FGA	FG	FGA									
Winston Peterson	6.5	13.4	0.0	0.0	4.6	7.4	17.6	8.4	0.6	3.1	0.2	0.6	32.7
Chris St. Clair	3.0	8.1	2.0	5.6	1.8	2.6	10.0	3.0	2.4	1.8	0.0	1.3	27.6
Chris Dade	2.8	7.5	1.4	4.0	3.0	3.9	9.9	2.8	2.0	2.1	0.1	1.4	27.6
Chuck Overton	3.4	8.7	0.4	1.5	2.1	3.1	9.3	4.0	1.4	2.3	0.3	1.1	26.2
James French	2.7	8.7	1.4	4.9	2.2	3.1	9.0	2.3	3.5	3.7	0.1	1.3	28.9
David Harrison	2.8	5.9	0.0	0.7	1.9	2.3	7.5	5.2	1.1	2.1	0.5	0.6	20.9
David Frigout	2.6	5.9	0.0	0.0	0.8	1.4	6.1	5.9	0.3	1.3	1.1	0.5	22.9
Danny Robinson	1.8	4.1	1.0	2.6	1.0	1.3	5.4	1.7	2.6	1.8	0.0	1.2	20.4
Fred Amos	1.5	3.2	0.0	0.0	1.6	4.1	4.5	3.7	0.2	1.1	1.3	0.6	13.8
John Williams	0.3	0.8	0.0	0.0	0.4	0.8	1.1	1.1	0.1	0.6	0.1	0.3	7.6
DeVaughn Wright	0.4	0.9	0.0	0.0	0.2	0.5	0.9	1.2	0.0	0.2	0.2	0.1	7.2
Andy Hinkle	0.3	1.2	0.0	0.5	0.0	0.0	0.7	0.7	0.0	0.3	0.0	0.2	1.5
CSUF Totals	24.1	59.3	5.7	17.9	17.0	25.6	70.9	35.5	12.7	17.6	2.8	7.6	40.4
Opponent Totals	28.4	59.6	5.3	15.4	17.7	26.3	80.0	41.1	16.6	17.9	3.8	7.7	40.4

Score by Periods	1st	2nd	OT	Total	Deadball Rebounds		Attendance	Dates	Average
CSUF	884	1,007	23	1,914	98	Home Total	13,791	12	1,149
Opponents	989	1,149	21	2,159	87	Away Total	83,371	15	5,558
						Season Total	97,162	27	3,599



1994-95 RESULTS

Date	Opponent	Score	W/L	Records	Attend.	High Scorer	High Rebounder	Opp Scorer	Opp Rebounder
11/29	CSU Northridge	80-71	W	1-0	674	St.Clair/Peterson 15	Frigout 10	Martin 21	Micelli 8
12/02	#Santa Clara	65-79	L	1-1	8,275	Peterson 26	Peterson 12	Nash 21	Nash/Garnett 6
12/03	#Texas-Arlington	68-74	L	1-2	8,000	Peterson 23	Peterson 16	Cornett 18	Williams 13
12/10	at UCLA	65-99	L	1-3	7,243	Peterson 26	Peterson 9	C.O'Bannon 23	Ed.O'Bannon 11
12/17	at UNLV*	82-80	W	2-3	1-0 9,361	Peterson 25	Peterson/Amos 7	Manuel 26	Stewart 13
12/20	San Diego State	83-73 (ot)	W	3-3	1,017	French 24	Frigout 14	Nelson 24	Martin 10
12/23	San Francisco	82-90 (ot)	L	3-4	1,023	Peterson 17	Overton 10	Walker 30	Paul 10
12/27	at Utah	63-84	L	3-5	11,143	St. Clair 14	Frigout 6	Van Horn 24	Van Horn/Jessie 8
12/30	at Loyola Marymount	77-80	L	3-6	1,779	Peterson 16	Harrison 7	Oduok 20	Oduok 9
1/3	at UC Irvine*	74-68	W	4-6	2-0 2,108	Dade 18	Frigout/Peterson 8	Odsather 17	Simmons 7
1/11	at New Mexico State*	58-66	L	4-7	2-1 7,221	St.Clair/Frigout 12	Overton 7	Walker 17	Walker/Wyatt 7
1/14	Utah State*	73-84	L	4-8	2-2 1,227	Peterson 19	Harrison 6	Woodard 23	Anderson 10
1/16	Nevada*	82-95	L	4-9	2-3 767	French 23	Frigout 7	O'Bryant 23	Watts 16
1/19	at San Jose State*	69-60	W	5-9	3-3 862	St. Clair 17	Frigout 9	Greene/Quinet 14	Quinet 8
1.21	at Pacific*	62-78	L	5-10	3-4 2,935	French 16	Frigout 11	Clayton 16	Anders 11
1/26	UC Santa Barbara*	62-61	W	6-10	4-4 1,231	Peterson 19	Peterson 10	Muse 15	Flick 17
1/28	Long Beach State*	70-79	L	6-11	4-5 1,547	Peterson 21	Peterson 14	McNaull 16	McNaull 16
2/2	New Mexico State*	74-106	L	6-12	4-6 1,171	Peterson 25	Harrison 10	Walker/Ferguson 19	Jordan 8
2/4	UNLV*	53-69	L	6-13	4-7 1,372	Dade 14	Frigout/Peterson 9	D.Smith 19	Savoy 13
2/9	at Nevada*	77-91	L	6-14	4-8 4,847	Harrison 24	St.Clair/Harrison 5	Green 24	Watts 12
2/11	at Utah State*	71-103	L	6-15	4-9 8,157	Peterson 21	Peterson 8	Mills/Woodard 21	Franson 12
2/16	Pacific*	69-63	W	7-15	5-9 1,003	Peterson 20	Peterson 14	Jones 22	Trierweiler 9
2/18	San Jose State*	77-86	L	7-16	5-10 1,633	Dade 17	Peterson 11	Quinet 34	Brotherton 13
2/23	at Long Beach State*	57-73	L	7-17	5-11 4,442	Dade 15	French 6	McNaull 19	Atkinson 9
2/25	at UC Santa Barbara*	69-80	L	7-18	5-12 3,287	Overton 19	Overton 10	Flick 18	Flick 18
3/4	UC Irvine*	83-91	L	7-19	5-13 1,126	Overton 26	Peterson 9	Miglinieks 25	Tate 11
3/9	\$UC Irvine	69-76	L	7-20	3,711	Peterson 19	Harrison 12	Simmons 21	Simmons 15

*Big West Conference game

#Coors Light Classic at Fresno

\$Big West Tournament game at Thomas & Mack Center, Las Vegas

1994-95 Highs and Lows

Team

Most Points:	83	vs. UC Irvine, 3/4;
	83	vs. San Diego State (ot), 12/20
Fewest Points:	53	vs. UNLV, 2/4
Biggest Winning Margin: ...	10	vs. San Diego State (83-73), 12/20
Biggest Losing Margin:	34	at UCLA (65-99), 12/10
Most Wins in Row:	2	12/17-20
Most Losses in Row:	5	twice
Best FG Percentage:509	at Loyola Marymount, 12/30
Worst FG Percentage:255	vs. UNLV, 2/4
Best 3pt FG Percentage: ..	.500	at UNLV (8 of 16), 12/17
	.500	at UC Irvine (7 of 14), 1/3
Worst 3pt FG Percent.: ..	.143	vs. Santa Clara (2 of 14), 12/2
Best FT Percentage:833	vs. UNLV (20 of 24), 2/4
Worst FT Percentage:487	vs. CS Northridge (19 of 39), 11/29

Most Rebounds:	51	vs. Texas-Arlington, 12/3
Fewest Rebounds:	24	at Nevada, 2/9
Most Assists:	21	at Loyola Marymount, 12/30
Fewest Assists:	6	at UC Santa Barbara, 2/25

Individual

Most Points:	26	Chuck Overton, vs. UCI, 3/4
	26	Winston Peterson, vs. Santa Clara, 12/2; at UCLA, 12/10
Most Rebounds:	16	Winston Peterson, vs. UTA, 12/3
Most Assists:	11	James French, at LMU, 12/30
Most 3pt Field Goals:	5	Chris St. Clair, vs. UTA, 12/3;
	5	James French, vs. Nevada, 1/16



GAME-BY-GAME STATISTICS

Opponents' 1994-95 Game-by-Game Statistics

Date	Opponent	Min	—TOTAL—		—3 PT.—		FT-FTA	Pct.	OFF DEF TOT			PF	AST	TO	BK	STL
			FG-Att	Pct.	FG-Att	Pct.			REB	REB	REB					
11/29	CSU Northridge	40	21-60	.350	6-22	.273	23-33	.697	18	29	47	27	8	19	0	7
12/03	#Santa Clara	40	29-64	.453	6-17	.353	15-23	.652	14	27	41	27	16	20	6	4
12/04	#UT Arlington	40	29-61	.475	7-15	.467	9-23	.391	15	29	44	28	12	17	3	7
12/10	@UCLA	40	38-87	.437	5-19	.263	18-25	.720	27	27	54	27	24	13	5	19
12/17	@UNLV	40	24-45	.533	7-16	.438	25-37	.676	8	22	30	24	19	18	7	7
12/20	San Diego State	45	21-67	.313	2-14	.143	29-44	.659	21	29	50	30	5	16	2	7
12/23	San Francisco	45	33-71	.465	8-22	.364	16-24	.667	10	35	45	27	13	18	5	12
12/27	@Utah	40	30-56	.536	6-15	.400	18-21	.857	11	31	42	20	19	22	3	9
12/30	@LMU	40	32-68	.471	3-13	.231	13-19	.684	17	23	40	14	21	13	4	4
01/03	@UC Irvine	40	26-60	.433	6-22	.273	10-12	.833	13	24	37	22	16	17	2	4
01/11	@New Mexico St.	40	24-56	.429	4-13	.308	14-27	.519	13	21	34	17	16	16	4	10
01/14	Utah State	40	31-57	.544	2-6	.333	20-30	.667	16	24	40	17	17	14	2	5
01/16	Nevada	40	30-60	.500	12-20	.600	23-28	.821	10	26	36	13	17	16	4	5
01/19	@San Jose State	40	21-52	.404	4-18	.222	14-21	.667	12	26	38	21	14	22	2	4
01/21	@Pacific	40	31-62	.500	5-15	.333	11-20	.550	19	28	47	18	17	14	5	4
01/26	UC Santa Barbara	40	21-43	.488	5-13	.385	14-23	.609	11	22	33	18	8	21	5	5
01/28	Long Beach State	40	30-55	.545	4-15	.267	15-20	.750	12	35	47	16	23	21	3	3
02/02	New Mexico St.	40	40-68	.588	6-16	.375	20-30	.667	15	18	33	22	19	20	4	19
02/04	UNLV	40	24-49	.490	6-14	.429	15-23	.652	14	28	42	21	17	24	5	7
02/09	@Nevada	40	34-67	.507	6-13	.462	17-23	.739	23	25	48	19	23	22	4	9
02/11	@Utah State	40	37-55	.673	4-9	.444	25-38	.658	9	31	40	22	21	21	6	9
02/16	Pacific	40	25-66	.379	4-24	.167	9-16	.563	16	22	38	23	15	12	3	8
02/18	San Jose State	40	25-52	.481	4-7	.571	32-40	.800	13	26	39	22	14	17	0	7
02/23	@Long Beach St.	40	27-53	.509	4-14	.286	15-22	.682	10	23	33	15	21	17	2	11
02/25	@UCSB	40	30-62	.484	8-17	.471	12-20	.600	12	37	49	18	21	20	6	7
03/04	UC Irvine	40	30-55	.545	4-12	.333	27-39	.692	12	27	39	21	16	16	2	8
03/09	#UC Irvine	40	25-58	.431	6-16	.375	20-30	.667	15	29	44	19	16	18	9	7

Titans' 1994-95 Game-by-Game Statistics

Date	Opponent	Min	—TOTAL—		—3 PT.—		FT-FTA	Pct.	OFF DEF TOT			PF	AST	TO	BK	STL
			FG-Att	Pct.	FG-Att	Pct.			REB	REB	REB					
11/29	CSU Northridge	40	27-57	.474	7-16	.438	19-39	.487	17	24	41	28	12	20	6	8
12/03	#Santa Clara	40	20-59	.339	2-14	.143	23-34	.676	16	28	44	21	11	20	3	4
12/04	#UT Arlington	40	19-65	.292	6-21	.286	24-34	.706	22	29	51	24	10	17	4	6
12/10	@UCLA	40	20-56	.357	3-14	.214	22-32	.688	13	25	38	20	10	26	5	4
12/17	@UNLV	40	29-61	.475	8-16	.500	16-32	.500	20	19	39	25	12	18	1	5
12/20	San Diego State	45	21-54	.389	4-16	.250	37-49	.755	11	35	46	28	8	16	2	7
12/23	San Francisco	45	27-66	.409	6-25	.240	22-34	.647	12	32	44	20	16	22	2	10
12/27	@Utah	40	20-55	.364	6-20	.300	17-24	.708	9	17	26	18	9	20	4	12
12/30	@LMU	40	28-55	.509	7-17	.412	14-17	.824	6	21	27	20	21	15	5	8
01/03	@UC Irvine	40	24-51	.471	7-14	.500	19-29	.655	8	24	32	17	16	14	2	8
01/11	@New Mexico St.	40	23-49	.469	3-14	.214	9-18	.500	11	27	38	23	11	25	5	5
01/14	Utah State	40	27-56	.482	10-22	.455	9-16	.563	9	17	26	20	14	17	8	4
01/16	Nevada	40	31-69	.449	10-24	.417	10-14	.714	13	24	37	21	19	12	4	7
01/19	@San Jose State	40	22-51	.431	7-19	.368	18-26	.692	6	22	28	20	13	14	2	5
01/21	@Pacific	40	21-64	.328	7-17	.412	13-24	.542	21	19	40	21	8	15	4	2
01/26	UC Santa Barbara	40	23-55	.418	5-17	.294	11-14	.786	13	18	31	18	9	14	1	12
01/28	Long Beach State	40	24-68	.353	9-28	.321	13-18	.722	13	18	31	19	13	11	0	9
02/02	New Mexico St.	40	26-58	.448	2-13	.154	20-26	.769	14	22	36	24	16	29	2	10
02/04	UNLV	40	14-55	.255	5-21	.238	20-24	.833	13	16	29	19	9	19	0	8
02/09	@Nevada	40	30-60	.500	5-18	.278	12-17	.706	8	16	24	20	13	16	2	13
02/11	@Utah State	40	24-64	.375	3-16	.188	20-30	.667	13	17	30	28	13	19	3	10
02/16	Pacific	40	22-55	.400	3-10	.300	22-31	.710	15	29	44	18	15	18	1	9
02/18	San Jose State	40	27-60	.450	7-17	.412	16-28	.571	16	19	35	26	16	15	3	7
02/23	@Long Beach St.	40	22-54	.407	7-19	.368	6-11	.545	11	19	30	17	8	22	2	6
02/25	@UCSB	40	26-69	.377	4-18	.222	13-18	.722	10	26	36	20	6	14	1	9
03/04	UC Irvine	40	30-65	.462	6-21	.286	17-30	.567	15	20	35	26	20	18	0	7
03/09	#UC Irvine	40	24-69	.348	5-15	.333	16-21	.762	18	23	41	22	15	13	5	12



1994-95 GAME SUMMARIES

Game 1 CSU Northridge
Titan Gym
Nov. 29, 1994

Northridge37 34 -- 71
Fullerton40 40 -- 80

Matadors	FG-A	FT-A	Rb	PF	TP
Stone, F	1- 3	0- 0	2	2	2
Dorsey, F	1- 5	5- 6	7	5	7
Micelli, C	4- 9	5-10	8	4	13
Oronoz, G	4-12	1- 3	6	2	9
Hill, G	3-11	3- 4	4	5	11
Martin	4-12	9-10	2	2	21
Cross	1- 3	0- 0	2	1	2
Gray	2- 4	0- 0	0	2	4
Samson	1- 1	0- 0	1	0	2
O'Doherty	0- 0	0- 0	3	4	0
Totals	21-60	23-33	47	27	71
	(.350)	(.697)			

3pt: (6-22, .273) -- Hill 2/5, Martin 4/8,
Gray 0/2, Micelli 0/3, Oronoz 0/4

Titans	FG-A	FT-A	Rb	PF	TP
Overton, F	3-12	8-11	6	1	14
Frigout, F	3- 6	1- 2	10	5	7
Amos, C	3- 5	2- 7	7	5	8
French, G	2- 4	4- 6	0	4	10
Dade, G	4-10	1- 4	2	3	11
St. Clair	6-10	0- 1	0	2	15
Peterson	6- 9	3- 8	9	5	15
Wright	0- 0	0- 0	0	2	0
Williams	0- 1	0- 0	2	1	0
Totals	27-57	19-39	41	28	80
	(.474)	(.487)			

3pt: (7-16, .438) -- St. Clair 3/7, French 2/4, Dade 2/5
Att.: 674

The Titans launched Bob Hawking's collegiate coaching career with a victory but it wasn't easy. Fullerton had to rally in the second half and survive some unproductive free-throw shooting to run its all-time edge over Cal State Northridge to 21-17.

Fullerton led for most of the first half but never by more than 7 points (at 26-19) and held only a 3-point lead at intermission as Ryan Martin was on fire for the Matadors, scoring 16 points on perfect 3-for-3 shooting from 3-point range and 7-for-7 at the foul line.

After a Chuck Overton bucket opened the second half, Northridge went on an extended 18-10 run to lead, 55-50, with 11:47 to play. It was still a 4-point lead at 59-55 with 9:27 to play when Fullerton began a 10-0 stretch that began with a Chris St. Clair 3-pointer and layup after a steal for a 60-59 edge. James French added a trey and Chris Dade scored a layup for a 65-59 edge with 5:17 to play.

The Matadors crept back to within 4 points at 75-71 with 0:41 to play but Overton hit 5 of 6 free throws to complete the scoring.

Game 2
Santa Clara
Selland Arena, Fresno
Dec. 2, 1994

Santa Clara38 41 -- 79
Fullerton25 40 -- 65

Santa Clara	FG-A	FT-A	Rb	PF	TP
Sedlock, F	2- 3	3- 4	5	5	7
Dunne, F	5- 8	1- 1	5	4	11
Graves, C	5- 8	2- 5	4	5	12
Nash, G	7-13	6- 6	6	2	21
Garnett, G	7-16	0- 0	6	2	19
Jones	0- 2	0- 2	1	1	0
Coleman	0- 0	0- 0	1	0	0
Thompson	0- 4	2- 3	5	3	2
Zurek	2- 4	1- 1	2	4	5
Van Buchwaldt	1- 6	0- 1	4	1	2
Totals	29-64	15-23	41	27	79
	(.453)	(.652)			

3pt: (6-17, .353) -- Garnett 5/10, Nash 1/3, Sedlock 0/1, Dunne 0/1, Jones 0/2

Titans	FG-A	FT-A	Rb	PF	TP
Overton, F	4-13	3- 5	6	3	12
Frigout, F	1- 3	0- 0	7	3	2
Peterson, C	9-17	8- 9	12	3	26
French, G	1-10	1- 2	1	4	3
Dade, G	1- 5	6- 8	3	3	8
St. Clair	1- 6	0- 0	1	2	3
Williams	0- 0	2- 2	2	0	2
Amos	3- 5	3- 8	7	3	9
Wright	0- 0	0- 0	0	0	0
Totals	20-59	23-34	44	21	65
	(.339)	(.676)			

3pt: (2-14, .143) -- Overton 1/4, St. Clair 1/5, Dade 0/1, French 0/4
Att.: 8,275

Despite their relative proximity in California, Cal State Fullerton and Santa Clara never had played in men's basketball prior to their meeting in the opening round of the Coors Light Classic in Fresno. Fullerton wished the arrangement had not changed because the Broncos cruised to an relatively easy win.

Santa Clara, the eventual West Coast Conference champion, used its superior size to muscle inside for short shots and an early lead. The Broncos' defense forced the Titans into an unsuccessful perimeter game and never was threatened.

The Broncos jumped out to a 7-0 lead before Chuck Overton hit a jumper. It went to 12-2 before Fullerton closed to 14-8 only to see the Broncos launch a 17-4 run that made it 31-12 with 7:31 to go in the half.

Winston Peterson kept the Titans from falling further behind on his way to matching a career-high with 26 points. Any time the Titans threatened to get the deficit to a single digit, Bronco guard Steve Nash would get a bucket or assist.

Game 3
Texas-Arlington
Selland Arena, Fresno
Dec. 3, 1994

UT Arlington40 34 -- 74
Fullerton33 35 -- 68

UTA	FG-A	FT-A	Rb	PF	TP
Williams, F	5- 9	1- 7	13	4	12
Johnson, F	7-10	1- 4	9	4	15
Myers, C	2- 3	0- 0	2	5	5
Banks, G	4-12	3- 3	3	5	11
Cornett, G	6-14	1- 3	4	4	18
Brown	0- 3	0- 2	0	1	0
Mitchell	0- 1	0- 0	0	0	0
Minter	0- 1	3- 4	0	1	3
Durham	0- 0	0- 0	1	0	0
Sylmon	5- 8	0- 0	8	4	10
Totals	29-61	9-23	44	28	74
	(.475)	(.391)			

3pt: (7-15, .467) -- Cornett 5/8, Myers 1/1, Williams 1/2, Brown 0/1, Banks 0/3

Titans	FG-A	FT-A	Rb	PF	TP
Overton, F	2-10	0- 0	7	4	5
Frigout, F	3- 7	2- 3	7	3	8
Peterson, C	8-14	7-11	16	1	23
French, G	0-11	4- 5	3	3	4
Dade, G	1- 6	6- 6	4	5	8
St. Clair	5-12	1- 3	4	4	16
Williams	0- 1	2- 2	3	1	2
Amos	0- 4	2- 4	3	3	2
Totals	19-65	24-34	51	24	68
	(.292)	(.706)			

3pt: (6-21, .286) -- St. Clair 5/8, Overton 1/4, Dade 0/2, French 0/7
Atten.: 8,000

Another cold shooting night in Selland Arena doomed the Titans to a second loss in the Coors Light Classic, which was won later in the evening by Santa Clara in a rout over the host Bulldogs.

The Titans didn't figure to shoot 34 per cent two games in a row and they didn't -- they shot worse. With James French going 0-for-11 and Chuck Overton at 2-for-10, the Fullerton perimeter game consisted of Chris St. Clair, who hit 5 of 8 3-point field goals on his way to 16 points. Winston Peterson added 23 points to cement a berth on the all-tournament team. But that was it for Titan highlights.

Texas-Arlington never trailed in the game. The Mavericks were tied at 2-2, 19-19 and 30-30 but each time pulled away.

A 10-0 UTA run broke open the game at 54-37 with 12:25 to play. The Mavs built the lead to as large as 21 points at 66-45 with 6:56 to play before Fullerton made a late surge. The Titans got it down to 7 points at 70-63 with just under a minute to go but the Mavs, who were horrible at the line all night, managed 4 free throws in 6 tries.

Game 4
UCLA
Pauley Pavilion
Dec. 10, 1994

Fullerton36 29 -- 65
UCLA42 57 -- 99

Titans	FG-A	FT-A	Rb	PF	TP
Frigout, F	3- 8	1- 2	5	4	7
Overton, F	2- 8	1- 1	6	1	5
Peterson, C	9-14	8-11	9	2	26
St. Clair, G	2-10	0- 0	4	4	6
French, G	1- 4	4- 4	2	4	7
Amos	2- 5	2- 6	5	3	6
Dade	1- 7	6- 8	5	2	8
Wright	0- 0	0- 0	0	0	0
Williams	0- 0	0- 0	1	0	0
Totals	20-56	22-32	38	20	65
	(.357)	(.688)			

3pt: (3-14, .214) -- St. Clair 2/7, French 1/4, Overton 0/2, Dade 0/1

UCLA	FG-A	FT-A	Rb	PF	TP
E.O'Bannon, F	7-15	2- 2	11	2	18
C.O'Bannon, F	10-15	3- 7	10	3	23
Zidek, C	3- 8	4- 4	8	4	10
Edney, G	3- 9	4- 6	3	3	10
Dollar, G	1- 6	0- 0	2	4	2
Bailey	2- 8	2- 2	5	2	7
Henderson	6-11	2- 2	5	3	14
Givens	0- 3	1- 2	0	4	1
Nwankwo	3- 5	0- 0	3	1	6
Burns	1- 2	0- 0	2	1	3
Dempsey	2- 4	0- 0	1	0	5
Myers	0- 1	0- 0	1	0	0
Totals	38-87	18-25	54	27	99
	(.437)	(.720)			

3pt: (5- 19, .263) -- E. O'Bannon 2/3, Bailey 1/5, Burns 1/2, Dempsey 1/3, C. O'Bannon 0/2, Zidek 0/1, Edney 0/2, Myers 0/1
Attendance: 7,243

For 22 minutes the Titans were able to hang close to the nation's No. 2-ranked team. But then the superior athletic ability of the Bruins went on display and the Pauley Pavilion faithful were treated to an O'Bannon dunk-a-thon as the Bruins scored their most decisive victory in the 6-game series with the Titans, who had lost by 9 or fewer points on four occasions.

Chris St. Clair hit a 3-point field goal to make the score 44-40 UCLA with 18:05 to play. Tyus Edney made a free throw that triggered a 12-0 Bruins run that didn't stop until Chuck Overton made a 3-point play at 13:53. The Bruins outscored the Titans 55-25 over the final 17:21 to move to 3-0.

Winston Peterson matched his career scoring high, getting 17 points in the first half by beating his man down the floor and working hard on the offensive boards. The Bruins offset a mediocre field-goal percentage by grabbing 27 offensive rebounds to 25 defensive boards by the Titans.



1994-95 GAME SUMMARIES

Game 5 UNLV

Thomas & Mack Center
Dec. 17, 1994

Fullerton39 43 -- 82
UNLV36 44 -- 80

Titans	FG-A	FT-A	Rb	PF	TP
Overton, F	1- 5	0- 2	3	3	2
Frigout, F	4- 5	0- 2	4	4	8
Peterson, C	10-14	5- 8	7	3	25
French, G	2- 6	1- 3	2	2	7
Dade, G	4-10	6- 7	4	4	16
St. Clair	5- 9	3- 4	3	4	17
Williams	0- 1	0- 2	0	2	0
Amos	3- 8	1- 4	7	1	7
Wright	0- 3	0- 0	1	2	0
Totals	29-61	16-32	39	25	82

(.475) (.500)

3pt: (8-16, .500) -- St. Clair 4/8, Dade 2/3,
French 2/4, Overton 0/1

UNLV	FG-A	FT-A	Rb	PF	TP
Johnson, F	3- 6	6- 7	2	5	12
Savoy, F	5- 9	2- 2	4	2	13
Stewart, C	4- 9	6-13	13	4	14
Manuel, G	7-12	7- 9	4	3	26
Thomas, G	3- 4	4- 6	2	2	11
Smith	1- 3	0- 0	0	4	2
Curtis	0- 0	0- 0	2	1	0
Lee	1- 2	0- 0	0	3	2
Totals	24-45	25-37	30	24	80

(.533) (.676)

3pt: (7-16, .438) -- Manuel 5/9, Thomas
1/1, Savoy 1/4, Johnson 0/2 Att.: 9,361

Even after Chris St. Clair had drilled a 3-point field goal with 9.1 seconds to play and UNLV had turned the ball over on its last possession, it was hard to believe the Titans had won for the second year in a row in the Thomas and Mack Center, and this time in the Big West Conference opener.

History said no. The Titans entered the game 1-10 in the building and 1-14 in the city. They trailed in the all-time series, 30-5. The scoreboard gave no clue when it posted UNLV 77, CSUF 70 with 3:42 to play.

The statistics seemed to lie. UNLV shot better than Fullerton from both the floor and the line and the turnovers were even. Fullerton's edge came in rebounds and narrowly, but decisively, in the 3-point field goal column. Had St. Clair's shot missed, both teams would have been 7 of 16 and the Titans would have merely been close.

Surviving a jittery start, the Titans built an early 19-9 lead. They led until Lawrence Thomas' 3-pointer tied it at 41-41 with 18:42 to play. They fell behind by as many as 12 at 63-51 but fought back behind career highs by St. Clair and Chris Dade and another strong game by Winston Peterson.

Game 6

San Diego State
Titan Gym
Dec. 20, 1994

San Diego State.....31 37 5 -- 73
Fullerton23 45 15 -- 83

SDSU	FG-A	FT-A	Rb	PF	TP
M. Carter, F	4-18	0- 4	5	4	8
Gray, F	0- 1	0- 0	2	2	0
Davis, C	2- 6	2- 8	7	3	6
B. Randle, G	1- 7	11-12	8	5	13
Nelson, G	6-10	11-14	5	4	24
Martin	4-10	1- 2	10	1	10
L. Carter	2- 4	4- 4	4	4	8
Trenkle	1- 5	0- 0	0	3	2
Gardner	0- 0	0- 0	1	1	0
Curry	1- 6	0- 0	3	3	2
Totals	21-67	29-44	50	30	73

(.313) (.659)

3pt: (2-14, .143) -- Nelson 1/2, Martin 1/3,
B. Randle 0/3, Trenkle 0/3, M.Carter 0/2,
Curry 0/1

Titans	FG-A	FT-A	Rb	PF	TP
Overton, F	5-11	3- 4	2	4	13
Frigout, F	3- 8	3- 4	14	5	9
Peterson, C	6-12	2- 4	12	2	14
French, G	3-10	16-19	3	4	24
Dade, G	2- 6	8- 8	5	4	13
St. Clair	2- 7	2- 4	4	4	7
Amos	0- 0	3- 6	2	3	0
Robinson	0- 0	0- 0	0	2	0
Totals	21-54	37-49	46	28	83

(.389) (.755)

3pt: (4-16, .250) -- French 2/7, Dade 1/3,
St. Clair 1/5, Overton 0/1 Att.: 1,017

For the second game in a row, the Titans used a last-second 3-point field goal to attain victory. This time it came as the buzzer sounded, James French firing from the far corner to forge a 68-68 tie.

French, who had only 2 points in the first half, hit 8 of 10 free throws in overtime on his way to a career-high night of 24 points. He hit 8 of 9 free throws in regulation and the total of 16 made was just one shy of Leon Wood's school single-game record. Ironically, one of French's misses came with 25 seconds to go and left the Titans behind, 66-65. Chad Nelson, who had a career-high 24 points for the Aztecs, hit two free throws with 19 seconds to go to set the stage for French's heroics.

The Titans had fought from behind virtually all night, last leading at 11-10. They were down by as many as 11 points in the first half and 13 in the second half at 59-46 with 6:20 to play. But Chris St. Clair hit a 3-pointer that triggered a 22-9 spurt to the buzzer.

Chuck Overton's 3-point play at 1:50 gave Fullerton a 74-70 lead in overtime and French's foul shooting secured the advantage.

Game 7

San Francisco
Titan Gym
Dec. 23, 1994

San Francisco.....32 42 16 - 90
Fullerton38 36 8-- 82

USF	FG-A	FT-A	Rb	PF	TP
Paul, F	6-13	4- 6	10	3	16
Duggan, F	8-12	5- 7	7	2	25
Washington, C	4-13	1- 2	5	3	9
Brovelli, G	1- 3	1- 2	2	4	3
Walker, G	12-21	2- 3	7	4	30
Campbell	0- 2	2- 2	1	2	2
Wallace	1- 4	1- 2	5	5	3
Brass	0- 0	0- 0	0	1	0
Boyd	0- 1	0- 0	0	0	0
Galloway	1- 2	0- 0	1	1	2
Fong	0- 0	0- 0	0	2	0
Totals	33-71	16-24	45	27	90

(.465) (.667)

3pt: (8-22, .364) -- Duggan 4/6, Walker 4/8,
Paul 0/2, Washington 0/2, Brovelli 0/2,
Campbell 0/1, Boyd 0/1

Titans	FG-A	FT-A	Rb	PF	TP
Overton, F	6-13	3- 6	10	2	15
Frigout, F	7- 9	0- 0	6	5	14
Peterson, C	5-13	7-12	5	4	17
French, G	1-11	5- 6	3	4	7
Dade, G	5-13	2- 2	9	2	15
St. Clair	3- 7	3- 4	3	0	12
Harrison	0- 0	2- 2	0	1	2
Williams	0- 0	0- 0	0	1	0
Wright	0- 0	0- 2	1	1	0
Totals	27-66	22-34	44	20	82

(.437) (.720)

3pt: (6-25, .240) -- St. Clair 3/5, Dade 3/9,
French 0/8, Overton 0/3 Attendance:1,023

Again the Titans went down to the buzzer but this time their luck ran out. James French's try for victory was short and USF controlled the overtime period to beat Cal State Fullerton for the first time in four tries dating back to the 1978 NCAA Tournament.

Gerald Walker was the USF hero. First he drilled a 3-pointer to tie the game at 74-74 with 17 seconds to play. Then in overtime he scored the first five USF points on a jumper and another three. John Duggan followed with another trey and USF's 82-76 lead grew to as many as 12 points.

Fullerton controlled the first half. The Titans broke a 17-17 tie on Chuck Overton's follow basket and cruised out to a lead as large as 10 points on two occasions. But USF quickly caught the Titans in the second half at 41-41 and it was nip and tuck down to the wire. Walker and Duggan broke a 67-67 tie but the Titans scored the next seven points with Chris St. Clair's 3-pointer putting Fullerton ahead, 72-71, at 2:00. French added two free throws at 25 seconds.

Game 8

Utah
Huntsman Center
Dec. 27, 1994

Fullerton32 31 -- 63
Utah50 34 -- 84

Titans	FG-A	FT-A	Rb	PF	TP
Overton, F	2- 7	4- 4	3	1	9
Frigout, F	4-11	1- 2	6	5	9
Peterson, C	1- 7	3- 6	5	1	5
French, G	1- 4	2- 2	2	0	4
Dade, G	4- 7	1- 1	2	4	11
Harrison	1- 8	1- 1	3	1	3
Robinson	2- 4	1- 2	0	1	6
St. Clair	4-10	4- 6	2	1	14
Hinkle	0- 1	0- 0	1	0	0
Williams	0- 0	0- 0	0	0	0
Amos	1- 1	0- 0	0	3	2
Wright	0- 0	0- 0	1	1	0
Totals	20-55	17-24	26	18	63

(.364) (.708)

3pt: (6-20, .300) -- Dade 2/4, St. Clair 2/7,
Overton 1/2, Robinson 1/3, Hinkle 0/1,
Harrison 0/1, French 0/2

Utah	FG-A	FT-A	Rb	PF	TP
Carroll, F	2- 5	2- 2	1	3	7
Van Horn, F	9-13	3- 8	0	8	24
Melmeth, C	3- 5	6- 8	7	0	12
Preston, G	2- 6	0- 0	2	1	4
Jessie, G	7-14	4- 5	8	3	19
Meacham	0- 1	0- 0	1	0	0
Rydalch	0- 0	2- 2	0	0	2
Hunt	1- 3	0- 0	0	0	2
Leonard	0- 0	0- 0	0	0	0
Chapman	1- 2	0- 0	2	1	2
Jian	1- 1	0- 0	1	1	3
Hansen	0- 0	0- 0	1	5	0
Jensen	2- 3	1- 1	6	2	5
Doleac	2- 3	0- 0	3	4	4
Totals	30-56	18-21	42	20	84

(.536) (.857)

3pt: (6-15, .400) -- Van Horn 3/4, Jian 1/1,
Jessie 1/3, Carroll 1/4, Hunt 0/2, Preston
0/1 Attendance:11,143

The focus in Salt Lake City was on football as the Utah fans split their allegiance between their 7-2 basketball team and a 9-2 football squad that battled Arizona in the Freedom Bowl one hour before tipoff in the Huntsman Center.

An in-house crowd of about 4,000 saw the Utes handle the Titans and then rush out of the locker room to join the fans watching the grid action on the scoreboard TV.

Utah jumped out to an 8-0 lead. Fullerton got as close as 25-23 with a 13-5 spurt keyed by a full-court press but Ben Melmeth scored 6 of the game's next 9 points and Keith Van Horn scored 9 of the next 14 and the Utes were on their way to an 18-point halftime lead.

Fullerton cut it to 11 at 59-48 before two Jimmy Carroll free throws and two dunks by Van Horn had the Utes back ahead at 65-48.



1994-95 GAME SUMMARIES

Game 9 LMU Gersten Pavilion Dec. 30, 1994

Fullerton40 37 -- 77
LMU35 45 -- 80

Titans	FG-A	FT-A	Rb	PF	TP
Overton, F	4- 5	2- 2	3	0	11
Frigout, F	5- 6	0- 0	0	4	10
Peterson, C	5-11	6- 8	4	2	16
French, G	3- 7	4- 4	3	3	12
Dade, G	4- 8	0- 0	0	4	10
Harrison	5- 8	0- 0	7	1	11
Robinson	0- 4	0- 0	2	2	0
St. Clair	1- 5	2- 2	2	3	5
Amos	1- 1	0- 1	2	1	2
Totals	28-55	14-17	27	20	77

(.509) (.824)
3pt: (7-17, .412) -- French 2/3, Dade 2/5,
Harrison 1/1, Overton 1/2, St. Clair 1/4,
Robinson 0/2

LMU	FG-A	FT-A	Rb	PF	TP
O'Quinn, F	5- 9	3- 4	5	0	13
Jones, F	7-15	2- 2	6	3	16
Oduok, C	8-13	4- 5	9	2	20
Kirksey, G	5-10	2- 2	4	3	12
Williamson, G	4-12	1- 4	3	2	11
McElroy	0- 2	0- 0	0	1	0
Anthony	2- 4	0- 0	4	2	5
Ammerman	1- 3	1- 2	3	0	3
Hotopp	0- 0	0- 0	0	1	0
Totals	32-68	13-19	40	14	80

(.471) (.684)
3pt: (3-13, .231) -- Williamson 2/5,
Anthony 1/2, Kirksey 0/2, McElroy 0/2,
O'Quinn 0/1, Ammerman 0/1 Att.: 9,361

For the fourth time in five tries, the game went down to the regulation buzzer. Jim Williamson made a desperation shot from near the half-court line to give the Lions an exciting 3-point home victory.

Fullerton had staged a remarkably, coming from 61-47 down with 8:28 to play. The Titans hit their last six 3-point field goal attempts including one by Dave Harrison with 7 seconds to play that tied the game at 77-77.

LMU Coach John Olive was signaling for a timeout but the Lions inbounded the ball and Williamson let fly just after crossing the center stripe and he hit nothing but net.

It was the second buzzer beater of the game for LMU. Wyking Jones hit a 15-foot jumper at the halftime horn to cut Fullerton's advantage to 40-35. It was the second bucket of what became a 30-7 LMU run over the final minute of the first half and the first 11:30 after intermission.

The Titans shot 54 per cent from the floor in the first half as they built leads of 9 points on three occasions. James French had a career high 11 assists.

Game 10 UC Irvine Bren Events Center Jan. 3, 1995

Fullerton32 42 --74
UC Irvine24 44 --68

Titans	FG-A	FT-A	Rb	PF	TP
Overton, F	0- 3	0- 0	0	0	0
Frigout, F	0- 3	1- 2	8	3	1
Peterson, C	7-15	1- 2	8	0	15
French, G	5-11	5- 6	2	4	16
Dade, G	4- 7	6-10	1	3	18
Robinson	2- 2	1- 1	1	3	6
St. Clair	1- 4	2- 3	2	3	5
Harrison	3- 3	0- 0	2	0	6
Amos	2- 3	3- 5	3	1	7
Totals	24-51	19-29	32	17	74

(.471) (.655)
3pt: (7-14, .500) -- Dade 4/6, Robinson 1/1,
St. Clair 1/4, French 1/3

UCI	FG-A	FT-A	Rb	PF	TP
Simmons, F	6-13	4- 5	7	4	16
Odsather, F	7-15	1- 1	4	3	17
Tate, C	2- 4	0- 0	6	2	4
Miglinieks, G	4-11	3- 4	3	2	14
Brown, G	1- 5	0- 0	2	4	2
Keefe	2- 3	0- 0	0	3	5
Williams	1- 2	0- 0	2	2	2
Channell	2- 4	0- 0	4	0	4
Battle	1- 3	2- 2	3	2	4
Totals	26-60	10-12	37	22	68

(.433) (.833)
3pt: (6-22, .273) -- Miglinieks 3/7,
Odsather 2/6, Keefe 1/2, Williams 0/1,
Simmons 0/2, Brown 0/4 Att.: 2,108

Fullerton maintained its remarkable run of success in the Bren Events Center and ran its conference record to 2-0 for the first time in 11 seasons with a gutsy victory in Irvine.

UCI guards James French and Chris Dade outplayed UCI's Chris Brown and Raimonds Miglinieks as Fullerton won its fourth in a row at UCI and fifth in nine tries. Brown, who had 30 points in his last meeting against Fullerton, missed his first three shots and then got into foul trouble on his way to a career low of two points. Meanwhile, Dade had a career high of 18 and French took control of the game down the stretch as the Titans held off a UCI rally.

Fullerton led virtually the entire game. UCI was on top 2-0 after three minutes and then erased a 45-32 Titan lead in the second half with a 23-9 spurt for a 55-54 advantage. It lasted only 13 seconds until Winston Peterson put in a short hook shot and the Titans eventually led by as many as 7 points at 73-66. The Anteaters missed several 3-point field goal tries in the closing minutes and Fullerton had its second Big West road win.

Game 11 New Mexico State Pan Am Center Jan. 11, 1995

Fullerton30 28 -- 58
New Mexico State ..32 34 -- 66

Titans	FG-A	FT-A	Rb	PF	TP
Frigout, F	6- 8	0- 0	6	4	12
Peterson, F	5- 6	1- 2	5	4	11
French, G	0- 4	2- 4	2	5	2
Dade, G	1- 8	0- 0	2	3	3
Overton, G	5-11	1- 3	7	1	11
Harrison	1- 1	0- 0	2	0	2
St. Clair	3- 7	4- 5	3	1	12
Amos	1- 2	1- 4	5	4	3
Robinson	1- 2	0- 0	2	1	2
Totals	23-49	9-18	38	23	58

(.469) (.500)
3pt: (3-14, .214) -- St. Clair 2/5, Dade 1/5,
French 0/2, Overton 0/1, Robinson 0/1

NMSU	FG-A	FT-A	Rb	PF	TP
Jordan, F	2- 4	1- 2	3	2	5
Wyatt, F	2- 5	2- 5	7	2	7
Selvie, C	3- 3	6- 9	5	3	12
Johnson, G	1- 2	1- 2	0	4	3
Walker, G	7-16	3- 7	7	1	17
Hicks	4- 7	0- 0	3	2	8
Brewer	3- 9	1- 2	4	1	9
Jarrett	0- 2	0- 0	2	0	0
Ferguson	0- 3	0- 0	0	0	0
McCoy	2- 5	0- 0	1	2	5
Totals	24-56	14-27	34	17	66

(.429) (.519)
3pt: (4-13, .308) -- Brewer 2/4, Wyatt 1/3,
McCoy 1/4, Walker 0/1, Ferguson 0/1
Attendance: 7,221

Fullerton's surprising run atop the Big West Conference standings came to a halt after 25 days when pre-season favorite New Mexico State overcame the fatigue of four games in eight days to hand the Titans their first league loss.

Fullerton came in rested with a week off since its win at Irvine and the Titans got off to a strong start. With Winston Peterson getting the ball inside and David Frigout rebounding at both ends, they jumped to a 17-11 lead eight minutes into the game. But the Aggies quickly battled back and took the lead for good at 32-29 on Troy Brewer's 3-point field goal just before the half.

A 10-3 NMSU burst after intermission put the Aggies in cruise control at 45-35 and they maintained a lead of 7 to 10 points until the 3:31 mark when Chris St. Clair hit a pair of free throws to make it 59-54. But the Titans never got closer and lost for the eighth year in a row in Las Cruces and the 11th time in 12 tries in the Pan American Center.

DeVaughn Wright was left behind the next day at a local hospital with a blocked intestine.

Game 12 Utah State Titan Gym Jan. 14, 1995

Utah State38 46 -- 84
Fullerton31 42 -- 73

Aggies	FG-A	FT-A	Rb	PF	TP
Mills, F	6- 8	2- 2	8	2	14
J. Wickizer, F	2- 4	0- 1	3	5	4
Franson, C	6-10	1- 2	4	3	13
Woodard, G	7-15	8-11	5	0	23
Anderson, G	4- 5	3- 6	10	2	11
Simms	0- 3	2- 2	0	2	2
Spillers	0- 0	0- 0	0	0	0
Womack	1- 1	0- 0	0	0	2
Cormier	5-10	4- 6	2	3	15
N. Wickizer	0- 1	0- 0	2	0	0
Totals	31-57	20-30	40	17	84

(.544) (.667)
3pt: (2-6, .333) -- Cormier 1/1, Woodard 1/2,
Simms 0/3

Titans	FG-A	FT-A	Rb	PF	TP
Overton, F	2- 5	0- 3	1	0	4
Frigout, F	1- 2	0- 0	3	5	2
Peterson, C	7-14	5- 7	4	2	19
French, G	5- 7	0- 2	0	1	14
Dade, G	5- 7	0- 0	5	4	12
Robinson	1- 3	0- 0	1	2	3
St. Clair	4-10	0- 0	4	4	11
Harrison	2- 7	4- 4	6	1	8
Amos	0- 1	0- 0	0	1	0
Totals	27-56	9-16	26	20	73

(.482) (.563)
3pt: (10-22, .455) -- French 4/5, St. Clair
3/8, Dade 2/4, Robinson 1/3, Harrison 0/2
Attendance: 1,227

The friendly confines of Titan Gym have been anything but in recent months for the Titans. They were only 4-9 at home in 1993-94 and they fell to 2-2 in losing the conference home opener to a very talented Utah State team.

The Aggies took the lead for good at 6-4 and quickly pulled away to a lead as large as 13 points before halftime. A 13-3 burst to open the second half produced a 51-34 lead that eventually grew to 21 points as late as 64-43 with 11:57 to play.

Fullerton got back in the game with a 10-0 spurt and gradually drew closer, pulling to within five at 75-70 on Dave Harrison's tip-in at 1:54. But the Aggies got a dunk from Silas Mills and then made enough free throws and/or rebounded their own misses to stay comfortably ahead.

Fueling the rally was the third most prolific 3-point field goal total in Titan history -- 10. Leading the way was James French, who had his first plus-.500 shooting night of the year and hit four out of five treys.



1994-95 GAME SUMMARIES

Game 13 Nevada Titan Gym Jan. 16, 1995

Nevada41 54 -- 95
Fullerton43 39 -- 82

Nevada	FG-A	FT-A	Rb	PF	TP
Hand, F	3- 7	1- 2	2 3	7	
Moore, F	5-14	5- 8	3 1	15	
Watts, C	4- 6	0- 0	16 2	8	
O' Bryant, G	5-10	11-12	4 2	23	
Edwards, G	3- 5	2- 2	5 1	9	
Green	3- 5	4- 4	0 2	13	
Pughley	6-12	0- 0	2 1	18	
Spears	1- 1	0- 0	1 1	2	
Totals	30-60	23-28	36 13	95	

(.500) (.821)

3pt: (12-20, .600) -- Pughley 6/11, Green 3/3, O'Bryant 2/5, Edwards 1/1

Titans	FG-A	FT-A	Rb	PF	TP
Overton, F	2- 9	0- 0	6 2	4	
Frigout, F	3- 7	4- 6	9 3	10	
Peterson, C	8-17	4- 6	7 3	20	
French, G	9-12	0- 0	5 4	23	
Dade, G	4-10	2- 2	2 4	13	
Harrison	1- 3	0- 0	3 1	2	
Robinson	2- 3	0- 0	1 1	5	
St. Clair	2- 8	0- 0	2 3	5	
Totals	31-69	10-14	37 21	82	

(.449) (.714)

3pt: (10-24, .417) -- French 5/7, Dade 3/9, St. Clair 1/5, Robinson 1/2, Overton 0/1
Att.: 767

Nevada had never beaten Cal State Fullerton in four regular season Big West Conference meetings, but the Wolf Pack never had shown such perimeter firepower before, either. Their 60 per cent performance from behind the 3-point arc equated to 90 per cent shooting from 2-point range and the Titans couldn't compete despite winning the battle of the rebounds and turnovers and hitting a respectable 10 of 24 treys of their own.

Fullerton held a 2-point advantage after a nip and tuck first half and the teams were tied at 54-54 with 14:00 to play. That's when point guard Eathan O'Bryant took over the game. He hit consecutive treys and two free throws for a 62-54 lead. After a Winston Peterson basket for the Titans, Nevada scored seven unanswered points for a 69-56 margin that the Titans could never pare to less than nine.

The good news for the Titans was the continued good shooting of guard James French. He ran his 2-game field goal efforts in Titan Gym to 14 of 19 including 9 of 12 from 3-point land and he just missed his career high with 23 points.

Game 14 San Jose State Civic Auditorium Jan. 19, 1995

Fullerton24 45 -- 69
San Jose18 42 -- 60

Titans	FG-A	FT-A	Rb	PF	TP
Overton, F	2- 4	4- 4	0 3	8	
Frigout, F	2- 6	3- 4	9 5	7	
Peterson, C	6-14	4- 8	5 3	16	
French, G	4- 8	2- 2	4 3	12	
Dade, G	1- 5	2- 2	2 1	5	
Harrison	0- 1	0- 2	3 3	0	
Robinson	2- 4	0- 0	0 1	4	
St. Clair	5- 9	3- 4	3 1	17	
Totals	22-51	18-26	28 20	69	

(.431) (.692)

3pt: (7-19, .368) -- St. Clair 4/8, French 2/5, Dade 1/4, Robinson 0/2

Spartans	FG-A	FT-A	Rb	PF	TP
Williams, F	0- 5	1- 2	5 0	1	
Greene, F	6- 8	2- 3	5 3	14	
Brotherton, C	5- 7	4- 4	3 4	14	
Addison, G	3- 7	0- 4	2 2	8	
Quinet, G	5-15	2- 2	8 3	14	
Wilborn	1- 3	0- 0	0 1	2	
Bacon	0- 4	4- 4	5 3	4	
Miller	1- 3	1- 2	6 5	3	
Totals	21-52	14-21	38 21	60	

(.404) (.667)

3pt: (4-18, .222) -- Addison 2/4, Quinet 2/9, Greene 0/2, Bacon 0/3 Att.: 862

After a five-season absence, the Spartans of San Jose State were forced to return to the downtown Civic Auditorium when they were bounced out of their on-campus Event Center by a Mighty Morphin Power Rangers Show.

Historically, the Titan and Spartan conflicts in the Civic dating to the 1979-80 season had been defensive struggles -- 50-49, 51-46 and 41-40 in the mid-1980s for example -- and this one was, too, although poor shooting was as much a factor as good defense.

The Titans staggered to a 24-18 halftime lead as the Spartans shot only 27 per cent from the floor including 0 for 7 from 3-point range. Fullerton extended the lead to nine at 37-28 with 15:35 to play, which was just about the spot in the game the Titans disintegrated on three nights earlier against Nevada.

It happened again. San Jose went on a 16-3 run to take a 44-40 lead with 7:27 to go. The lead was 52-46 before the Titans staged their own rally. They finished the game with a 23-8 advantage as Chris St. Clair scored nine points down the stretch. James French had kept the Titans close, scoring all 12 of his points after intermission.

Game 15 Pacific Spanos Center Jan. 21, 1995

Fullerton28 34 -- 62
Pacific39 39 -- 78

Titans	FG-A	FT-A	Rb	PF	TP
Overton, F	2- 5	0- 0	1 1	5	
Frigout, F	4-11	1- 2	11 4	9	
Peterson, C	5-19	5- 9	10 2	15	
French, G	5-11	2- 5	3 4	16	
Dade, G	1- 2	2- 4	1 4	5	
Harrison	0- 4	1- 2	4 1	1	
Robinson	1- 4	0- 0	1 0	3	
St. Clair	3- 7	2- 2	3 3	8	
Hinkle	0- 0	0- 0	1 0	0	
Williams	0- 1	0- 0	1 2	0	
Totals	21-64	13-24	40 21	62	

(.328) (.542)

3pt: (7-17, .412) -- French 4/6, Dade 1/1, Overton 1/3, Robinson 1/4, St. Clair 0/3

Tigers	FG-A	FT-A	Rb	PF	TP
Clayton, F	7-11	1- 2	10 3	16	
Jones, F	6-12	2- 2	6 2	15	
Trierweiler, C	3- 3	0- 1	3 4	6	
Jacobsen, G	4- 9	3- 5	4 2	13	
Anders, G	6-13	0- 1	11 2	12	
Toles	0- 1	0- 0	0 0	0	
de la Pena	0- 0	1- 2	0 0	1	
Boelter	1- 5	1- 3	0 1	3	
Berger	1- 1	1- 2	1 1	3	
Mahaffey	3- 7	2- 2	7 3	9	
Totals	31-62	11-20	47 18	78	

(.500) (.550)

3pt: (5- 15, .333) -- Jacobsen 2/6, Clayton 1/1, Jones 1/2, Mahaffey 1/3, Anders 0/1, Boelter 0/2 Attendance: 2,935

Fullerton had only its second chance in five years to sweep a road trip to San Jose and Stockton. Instead, the Titans picked up their sixth consecutive loss in Spanos Center.

The Tigers came out executing their offense while the Titans struggled to run theirs. The result was an early 15-5 UoP lead. The margin grew to 13 points at 22-9 and was 11 at the half as Fullerton shot only 33 per cent from the field with James French and Chris Dade playing only seven minutes each after picking up three personal fouls before intermission.

Fullerton gradually drew closer in the second half as Winston Peterson got his game going after a 2-point first half. First a 3-pointer by French and then a David Frigout jumper cut the gap to 3, the latest at 56-53 with 9:28 to play. But the Titans got only one more field goal -- Frigout's follow shot at the 49-second mark -- as UoP outscored them, 22-9, down the stretch. Pacific converted many of its 19 offensive rebounds into points.

Game 16 UC Santa Barbara Titan Gym Jan. 26, 1995

UCSB38 23 -- 61
Fullerton40 22 -- 62

Gauchos	FG-A	FT-A	Rb	PF	TP
Butts, F	2- 4	2- 2	3 2	7	
Flick, F	4- 7	2- 5	17 2	12	
Muse, C	6- 8	3- 7	3 3	15	
Madden, G	2- 3	0- 0	3 3	6	
McDougal, G	3- 7	6- 6	1 4	12	
Allen	1- 3	0- 0	1 3	2	
Turner	2- 3	1- 2	1 2	5	
Prince	0- 4	0- 1	0 0	0	
Barry	0- 0	0- 0	0 0	0	
Carter	0- 3	0- 0	1 0	0	
Wallace	1- 1	0- 0	2 0	2	
Totals	21-43	14-23	33 18	61	

(.488) (.609)

3pt: (5-13, .385) -- Flick 2/3, Madden 2/3, Butts 1/1, McDougal 0/2, Prince 0/4

Titans	FG-A	FT-A	Rb	PF	TP
Harrison, F	1- 8	2- 2	6 4	4	
Robinson, G	3- 5	0- 0	1 1	7	
Peterson, C	7-15	5- 7	10 2	19	
French, G	5-12	2- 2	1 4	14	
Dade, G	0- 2	0- 0	1 2	0	
Overton	2- 3	0- 1	3 1	4	
St. Clair	3- 8	2- 2	4 3	10	
Williams	2- 2	0- 0	2 1	4	
Wright	0- 0	0- 0	0 0	0	
Totals	23-55	11-14	31 18	62	

(.418) (.786)

3pt: (5-17, .294) -- French 2/6, St. Clair 2/7, Robinson 1/3, Dade 0/1 Attendance: 1,231

It took a most improbable and time-consuming rally for the Titans to snap their 3-game losing streak in Titan Gym.

UCSB appeared in control when Mark Flick put in a follow shot for a 58-46 lead with 9:36 to go. Little did the Gauchos know that it would be their last field goal of the night.

Winston Peterson (6) and Chris St. Clair (5) combined to score the next 11 points of the game and James French hit a pair of free throws at the 3:53 mark to put Fullerton ahead, 59-58.

But then the Titans stopped scoring, too. UCSB managed 3 free throws in 7 tries in the next couple of minutes and lost a critical point on a lane violation. But the Gauchos had a 61-59 lead and the ball with 35 seconds to play.

Chuck Overton then picked up a loose ball and went in for a dunk to tie it at 61-61. Tecon Madden missed a driving layup and Doug Muse fouled Peterson with :03 on the clock. He made the first free throw for the lead and then rebounded a miss to secure the win.



1994-95 GAME SUMMARIES

Game 17 Long Beach St.
Titan Gym
Jan. 28, 1995

Long Beach32 47 -- 79
Fullerton29 41 -- 70

49ers	FG-A	FT-A	Rb	PF	TP
Davis, F	2- 7	4- 7	2	2	8
O'Kelley, F	3- 5	0- 0	11	2	6
McNaull, C	8-10	0- 0	16	3	16
Salahuddin, G	3- 8	1- 1	3	1	7
Hawkins, G	3- 8	0- 0	4	0	6
Jackson	1- 1	0- 0	0	0	2
Brown	4- 7	2- 3	2	3	12
Mays	4- 7	3- 4	2	2	13
Atkinson	2- 2	5- 5	5	3	9
Totals	30-55	15-20	47	16	79
	(.545)	(.750)			

3pt: (4-15, .267) -- Brown 2/5, Mays 2/4,
Salahuddin 0/2, O'Kelley 0/2, Davis 0/1,
Hawkins 0/1

Titans	FG-A	FT-A	Rb	PF	TP
Harrison, F	3- 7	0- 0	5	3	6
Overton, F	1- 3	1- 2	0	2	3
Peterson, C	7-20	7- 9	14	3	21
French, G	3-15	0- 0	3	1	8
Dade, G	5-11	3- 5	1	3	17
Robinson	1- 3	2- 2	2	3	4
St. Clair	3- 8	0- 0	3	3	9
Williams	1- 1	0- 0	0	1	2
Wright	0- 0	0- 0	1	0	0
Totals	24-68	13-18	31	19	70
	(.353)	(.722)			

3pt: (9-28, .321) -- Dade 4/9, St. Clair 3/6,
French 2/8, Harrison 0/2, Overton 0/1
Robinson 0/2 Attendance: 1,547

Long Beach State overpowered a Titan team still weakened by the loss of David Frigout to the flu. The 49ers got a big game from their inside trio of Joe McNaull, Terrance O'Kelley and Mike Atkinson, who forced Winston Peterson into a poor shooting night and grabbed 32 of their 47 rebounds.

Once again, the Titans had their troubles in the early stages of the second half. Down only 32-29 at intermission, Fullerton failed to get a field goal in the second half until a Dave Harrison drive with 11:34 to play. By then the 49ers had been on a 21-5 run to build a 53-34 lead.

As usual, the Titans made a late rally, but they never could get closer than seven points. Long Beach came into the game hitting only 59 per cent from the foul line but the 49ers hit their first 12 free throws of the second half and they rebounded most of their misses down the stretch.

Fullerton committed a season low of 11 turnovers but allowed the 49ers to shoot .545 from the floor.

Game 18
New Mexico State
Titan Gym
Feb. 2, 1995

New Mexico St.42 64 -- 106
Fullerton34 40 -- 74

Aggies	FG-A	FT-A	Rb	PF	TP
Jordan, F	4- 7	3- 4	8	4	11
Wyatt, F	4- 8	0- 0	2	3	10
Selvie, C	2- 2	0- 1	0	4	4
Johnson, G	5- 6	4- 5	2	0	15
Walker, G	8-12	2- 2	5	1	19
Hicks	5- 7	0- 2	4	3	10
Brewer	4- 9	3- 4	2	3	12
Littleton	0- 0	2- 2	1	1	2
Ferguson	7-10	5- 8	4	1	19
McCoy	1- 7	1- 2	2	2	4
Totals	40-68	20-30	33	22	106
	(.588)	(.667)			

3pt: (6-16, .375) -- Wyatt 2/4, McCoy 1/5,
Walker 1/3, Brewer 1/2, Johnson 1/1,
Ferguson 0/1

Titans	FG-A	FT-A	Rb	PF	TP
Overton, F	3- 6	3- 4	2	3	9
Frigout, F	2- 4	0- 0	4	0	4
Peterson, C	9-13	7-10	6	0	25
French, G	0- 6	0- 0	1	4	0
Dade, G	1- 5	2- 2	0	5	4
Harrison	5- 7	0- 0	10	2	10
Robinson	0- 3	2- 2	2	4	2
St. Clair	4-11	4- 4	4	3	14
Hinkle	1- 2	0- 0	0	0	2
Williams	0- 0	1- 2	2	1	1
Wright	1- 1	1- 2	3	2	3
Totals	26-58	20-26	36	24	74
	(.448)	(.769)			

3pt: (2-13, .154) -- St. Clair 2/3,
French 0/4, Robinson 0/2, Dade 0/2,
Hinkle 0/1, Overton 0/1 Att.: 1,171

Fullerton caught defending league champion New Mexico State at a poor time -- coming off a rare home loss to Pacific -- and the Aggies took their wrath out on the Titans' offense.

Playing a disruptive match-up zone defense at a frantic pace, the Aggies handed Fullerton its worst loss in eight years (99-65 to UNLV at the PCAA Tournament) and its worst home loss in 22 seasons (115-60 to non-conference foe Utah State in 1972-73). Fullerton committed 29 turnovers to match the school mark, equalled the last time against New Mexico State a year earlier.

Remarkably, Fullerton was in the game in the opening minute of the second half after Chris St. Clair's 3-pointer made it a 42-37 contest. But the Aggies went on a 21-9 run and by the game's final minutes it looked like a New Mexico State dunking contest. The Aggies ended up shooting 64 per cent from the floor in a 64-point second half.

Game 19
UNLV
Titan Gym
Feb. 4, 1995

UNLV36 33 -- 69
Fullerton25 28 -- 53

Rebels	FG-A	FT-A	Rb	PF	TP
D.Smith, F	6-10	4- 4	5	3	19
Curtis, F	2- 2	0- 2	3	3	5
Lee, C	0- 5	1- 2	11	4	1
J.Smith, G	2- 9	5- 7	2	2	9
Reed, G	1- 1	0- 0	2	3	2
Manuel	1- 3	0- 0	0	0	3
Johnson	6- 9	4- 4	2	3	17
Brantley	0- 0	0- 2	0	0	0
Savoy	6-10	1- 2	13	3	13
Totals	24-49	15-23	42	21	69
	(.490)	(.652)			

3pt: (6-14, .429) -- D.Smith 3/6, Curtis 1/1,
Manuel 1/2, Johnson 1/2, J.Smith 0/1,
Savoy 0/2

Titans	FG-A	FT-A	Rb	PF	TP
Overton, F	0- 7	0- 0	1	2	0
Frigout, F	1- 6	0- 0	9	2	2
Peterson, C	3-12	7- 8	9	2	13
French, G	2- 9	2- 2	0	4	7
Dade, G	4- 6	4- 4	3	4	14
Harrison	0- 1	0- 0	1	1	0
Robinson	1- 5	2- 4	2	1	5
St. Clair	2- 8	3- 4	3	4	8
Wright	1- 1	2- 2	0	0	4
Totals	14-55	20-24	29	20	53
	(.255)	(.833)			

3pt: (5-21, .238) -- Dade 2/4, Robinson 1/5,
St. Clair 1/5, French 1/6, Overton 0/1
Att.: 1,372

Never before was Cal State Fullerton presented with a better chance of beating UNLV in Titan Gym, something the Titans had done on three other occasions which were deemed huge upsets.

This time, the Rebels staggered in with a 7-9 record, they were on their third head coach of the season, they were missing their starting center, they had three other starters on the bench at tipoff because they had missed practice and they lost their best outside shooter early in the game with an injury. Yet the Rebels rallied themselves against a Titan team that may have been overconfident because of their earlier win in the Thomas & Mack Center.

After Chris Dade scored the game's first basket, it was all UNLV. Reggie Manuel's 3-pointer broke a 7-7 tie at 15:27 of the first half and his injury four minutes later sparked the Rebels. They completed a 21-7 run for a 28-14 lead with 5:05 to go in the half.

After intermission Fullerton rallied behind James French and Chris St. Clair but could get only as close as 47-42 with 7:48 to play.

Game 20
Nevada
Lawlor Center
Feb. 9, 1995

Fullerton27 50 -- 77
Nevada41 50 -- 91

Titans	FG-A	FT-A	Rb	PF	TP
Dade, F	4- 7	2- 5	2	1	10
Williams, F	0- 0	0- 0	2	4	0
Frigout, C	1- 6	0- 0	3	3	2
French, G	3-13	1- 2	1	1	8
St. Clair, G	2- 7	0- 0	5	3	4
Harrison	7-10	9- 9	5	4	24
Robinson	3- 5	0- 0	0	1	7
Overton	9-10	0- 0	4	3	20
Hinkle	0- 0	0- 0	0	0	0
Wright	1- 2	0- 1	0	0	2
Totals	30-60	12-17	24	20	77
	(.500)	(.706)			

3pt: (5-18, .278) -- Overton 2/2, Robinson 1/2, Harrison 1/2, French 1/6, Dade 0/2, St. Clair 0/4

Wolf Pack	FG-A	FT-A	Rb	PF	TP
Hand, F	3- 6	1- 3	5	4	7
Moore, F	6-13	4- 6	6	2	16
Watts, C	3- 3	3- 3	12	4	9
Green, G	9-20	3- 3	9	3	24
O'Bryant, G	3- 5	2- 2	2	2	8
Pughsley	4-10	4- 4	2	2	15
Spears	1- 2	0- 0	3	0	2
Bell	1- 1	0- 0	0	0	2
Edwards	4- 7	0- 2	4	2	8
Totals	34-67	17-23	48	19	91
	(.507)	(.739)			

3pt: (6-13, .462) -- Green 3/4, Pughsley 3/7,
O'Bryant 0/1, Edwards 0/1 Att.: 7,243

Winston Peterson didn't make the first game of the road trip due to strep throat and his absence on the backboards was exploited by the Wolf Pack. They outrebounded Fullerton by a remarkable 34-10 margin in the first half on their way to a commanding 14-point lead. Seventeen of the rebounds came on the offensive end.

The Titans fought to a draw on the boards in the second half and were able to make a serious run at Nevada behind the outstanding shooting of substitutes Dave Harrison and normal starter Chuck Overton, who had been removed from the starting lineup for the first time other than because of illness.

Both players had their season highs to date in scoring and fueled a 24-8 run in the second half that turned a budding blowout at 50-29 into a 58-53 contest. It was still a 5-point game at 65-60 Nevada with 7:09 to play. But Sean Pughsley hit a 3-pointer and Eathan O'Bryant hit a pair of baskets in a 9-2 run that gave Nevada breathing room at 74-62 and Fullerton never got closer than nine points again.



1994-95 GAME SUMMARIES

Game 21 Utah State Dee Glen Smith Spectrum Feb. 11, 1995

Fullerton38 33 -- 71
Utah State47 56-- 103

Titans	FG-A	FT-A	Rb	PF	TP
French, G	3-10	0-0	1	2	7
Dade, G	1-7	9-10	1	2	11
Robinson, G	1-3	2-3	1	2	4
Frigout, C	1-2	0-0	0	5	2
Williams, C	0-0	0-0	2	3	0
Harrison	2-8	2-2	6	3	6
Overton	2-8	6-9	2	4	10
St. Clair	3-7	0-2	4	3	8
Hinkle	1-3	0-0	2	0	2
Peterson	10-16	1-4	8	4	21
Totals	24-64	20-30	30	28	71

3pt: (3-16, .188) -- St. Clair 2/6, French 1/4, Harrison 0/1, Overton 0/1, Dade 0/2, Robinson 0/2

Aggies	FG-A	FT-A	Rb	PF	TP
Woodard, G	9-10	0-0	2	3	21
Anderson, G	2-3	0-0	8	3	4
Mills, F	9-12	3-5	3	3	21
J. Wickizer, F	2-4	3-3	3	0	7
Franson, C	3-6	10-16	12	3	16
Simms	2-5	4-4	2	2	9
Spillers	6-7	1-2	2	2	13
Hunter	2-2	0-0	2	0	4
Womack	1-2	2-2	2	2	4
Cornier	1-3	2-6	2	3	4
N. Wickizer	0-1	0-0	1	1	0
Totals	37-55	25-38	40	22	103

3pt: (4-9, .444) -- Woodard 3/4, Simms 1/4, Anderson 0/1 Attendance: 8,157

Winston Peterson flew up to Salt Lake City the morning of the game and was shuttled to Logan and he made a remarkable contribution, scoring 21 points and grabbing 8 rebounds in 31 minutes.

But the Titans still couldn't handle the first-place Aggies at home, where Fullerton hasn't won since 1981-82. The Titans' record in the Spectrum fell to 2-16 as the Aggies shot a sizzling 67 per cent from the floor for the game.

Silas Mills and Corwin Woodard worked the Titans inside and outside, respectively. Mills had two buckets as the Aggies jumped to an 8-0 lead. The closest Fullerton got was 27-23 on a Chris St. Clair 3-pointer with 8:58 to go in the half. But that triggered a 7-0 Aggies run and the Titans were playing catch up the rest of the way. Utah State's 12-0 run -- the last eight on free throws -- early in the second half made it 65-43.

Fullerton played without DeVaughn Wright, who was sent home from Reno because of recurring stomach pains.

Game 22 Pacific Titan Gym Feb. 16, 1995

Pacific35 28 -- 63
Fullerton30 39 -- 69

Tigers	FG-A	FT-A	Rb	PF	TP
Clayton, F	2-7	2-2	4	4	6
Jones, F	10-20	1-2	7	3	22
Trierweiler, C	5-7	0-0	9	4	10
Jacobsen, G	2-14	2-2	3	4	8
Anders, G	2-12	3-6	6	4	7
de la Pena	2-4	1-2	1	1	6
Berger	2-2	0-0	1	2	4
Mahaffey	0-0	0-2	5	1	0
Totals	25-66	9-16	38	23	63

3pt: (4-24, .167) -- Jacobsen 2/13, Jones 1/4, de la Pena 1/3, Anders 0/3, Clayton 0/1

Titans	FG-A	FT-A	Rb	PF	TP
Overton, F	3-9	4-4	7	2	10
Harrison, F	3-7	2-4	9	3	8
Peterson, C	8-15	4-7	14	3	20
Dade, G	3-7	2-2	1	2	8
St. Clair, G	3-9	6-8	5	1	14
French	1-3	0-0	2	2	2
Robinson	1-2	2-2	2	1	5
Frigout	0-2	0-0	2	4	0
Williams	0-1	2-4	0	0	2
Wright	0-0	0-0	0	0	0
Totals	22-55	22-31	44	18	69

3pt: (3-10, .300) -- St. Clair 2/4, Robinson 1/2, French 0/2, Overton 0/1, Dade 0/1 Att.: 1,003

A shake up of the starting lineup and a cold shooting night by Pacific's Adam Jacobsen and Corey Anders combined to snap Fullerton's 5-game losing streak.

James French was out of the starting five for the first time in his two-year Titan career and he played only 13 minutes off the bench.

Jacobsen hit his first 3-point try of the game and then missed 11 in a row before he got his second -- and last -- to tie the game at 56-56 with 4:16 to play. It was still tied, at 61-61, in the final minute. Fullerton used most of the shot clock before Chris St. Clair fired from the far corner and got nothing but net for a 64-61 Titan lead with 38 seconds left. Jacobsen missed again and Winston Peterson made one of two foul shots to make it 65-61 with 21 seconds left. Chris Dade then stole the ball at midcourt from Charles Jones and went in for a game-clinching dunk shot.

Pacific had led by as many as 11 points in the first half at 30-19. Fullerton caught up at 42-42 but didn't take the lead until 51-49 on a Peterson bucket. UoP tied the score four times -- at 56, 58, 60 & 61.

Game 23 San Jose State Titan Gym Feb. 18, 1995

San Jose State41 45 -- 86
Fullerton27 50 -- 77

Spartans	FG-A	FT-A	Rb	PF	TP
Williams, F	1-2	8-12	2	2	10
Greene, F	2-5	3-4	4	3	7
Brotherton, C	4-11	1-2	13	3	9
Addison, G	0-1	0-0	1	2	0
Quinet, G	10-17	12-13	2	4	34
Wilborn	3-6	0-0	6	3	6
Bacon	4-9	6-7	5	3	16
Miller	0-0	0-0	0	0	0
McKnight	1-1	2-2	3	2	4
Totals	25-52	32-40	39	22	86

3pt: (4-7, .571) -- Quinet 2/4, Bacon 2/2, Addison 0/1

Titans	FG-A	FT-A	Rb	PF	TP
Overton, F	5-10	0-3	5	3	11
Harrison, F	5-6	4-4	5	4	14
Peterson, C	5-13	5-10	11	4	15
Dade, G	5-12	5-7	5	3	17
St. Clair, G	3-7	1-2	2	3	9
French	0-4	0-0	1	1	0
Robinson	3-4	1-2	1	2	9
Frigout	1-3	0-0	0	3	2
Wright	0-1	0-0	0	3	0
Totals	27-60	16-28	35	26	77

3pt: (7-17, .412) -- Robinson 2/3, St. Clair 2/4, Dade 2/6, Overton 1/1, French 0/3 Att.: 1,633

Fullerton seemed prime for back-to-back wins at home for the first time in two seasons. They had the momentum of a late rally over Pacific and the opponent was the last-place San Jose State Spartans, sporting a 13-game losing streak and a 1-20 record.

But the Spartans got a career game from Brad Quinet and parlayed that with a slow start by the Titans into victory No. 2.

It was no fluke. The Spartans scored first and jumped out to a 22-9 advantage on the way to a 14-point bulge at the half.

Fullerton came out of the locker room more inspired after intermission and went on a quick 10-2 burst to make it a game at 43-37. But everytime they got close, Quinet would respond. His two free throws with 7:30 to play gave the Spartans a 60-56 lead and he scored 12 of the next 14 San Jose State points on his way to a career high.

The Titans got the bad news two days later that Chris St. Clair's second-half knee injury was a torn anterior cruciate ligament and he would need surgery and be out for the season.

Game 24 Long Beach State The Pyramid Feb. 23, 1995

Fullerton27 30 -- 57
Long Beach St.33 40 -- 73

Titans	FG-A	FT-A	Rb	PF	TP
Harrison, F	3-9	1-2	4	2	7
Overton, F	2-5	2-2	5	2	6
Peterson, C	3-9	1-4	4	1	7
French, G	5-11	0-1	6	4	13
Dade, G	6-11	0-0	2	1	15
Robinson	1-2	2-2	3	2	5
Hinkle	0-1	0-0	0	0	0
Williams	2-5	0-0	1	4	4
Wright	0-1	0-0	2	1	0
Totals	22-54	6-11	30	17	57

3pt: (7-19, .368) -- French 3/7, Dade 3/5, Robinson 1/1, Harrison 0/4, Peterson 0/1, Hinkle 0/1

49ers	FG-A	FT-A	Rb	PF	TP
Hawkins, F	1-4	1-2	3	3	3
O'Kelley, F	3-11	1-2	8	3	8
McNaull, C	8-13	3-6	5	0	19
Salahuddin, G	4-6	1-2	0	2	10
Mays, G	4-5	2-2	1	2	11
Jackson	1-1	2-2	2	0	4
Brown	3-7	2-2	2	2	9
Hill	0-1	0-0	0	1	0
Davis	1-3	0-0	1	1	2
Atkinson	1-1	2-2	9	1	4
Yankelevitz	1-1	1-2	1	0	3
Ratleff	0-0	0-0	0	0	0
Totals	27-53	15-22	33	15	73

3pt: (4-14, .286) -- O'Kelley 1/6, Davis 0/1, Salahuddin 1/2, Mays 1/2, Brown 1/3, Att.: 4,442

Fullerton's first visit to The Pyramid produced a lackluster game that neither team could control for any length of time. The 49ers used their superior inside strength and capitalized on the absence of Chris St. Clair (knee) and David Frigout (ankle) and a new injury to Chris Dade early in the second half to beat the Titans for the second time this season and fifth in a row. With Utah State idle, the 49ers moved into a tie for first place.

Dade singlehandedly kept Fullerton in the game. He scored 13 points in the first half and James French was the only other Titan with more than two points.

But with about 14 minutes to play, Dade collided with a Long Beach player and slightly sprained his ankle. He tried to come back in with about 6 minutes to play but was obviously hobbling. The Titans stayed close until the 5:31 mark as Winston Peterson made it 59-52. But the 49ers scored the next 12 points to make it 71-52 and the substitutes soon flooded the floor.



1994-95 GAME SUMMARIES

Game 25 UCSB
Events Center
Feb. 25, 1995

Fullerton34 35 -- 69
UC Santa Barbara ..36 44 -- 80

Titans	FG-A	FT-A	Rb	PF	TP
Overton, F	8-22	2-3	10	2	19
Harrison, C	6-12	6-7	8	4	18
Dade, G	0-8	0-0	3	4	0
French, G	4-13	0-2	6	3	9
Robinson, G	5-10	5-6	1	4	17
Williams	0-0	0-0	0	0	0
Wright	3-4	0-0	7	3	6
Totals	26-69	13-18	36	20	69

3pt: (4-18, .222) -- Robinson 2/4, Overton 1/4, French 1/5, Dade 0/3, Harrison 0/2

Gauchos	FG-A	FT-A	Rb	PF	TP
Butts, F	2-7	0-0	2	1	5
Carter, F	2-4	1-2	2	4	5
Martineau, C	0-0	0-0	0	0	0
Madden, G	3-6	1-2	4	2	8
Barry, G	1-2	4-5	3	2	6
McDougal	4-15	3-4	3	0	11
Allen	0-0	0-0	0	1	0
Turner	1-3	0-0	3	2	2
Prince	4-4	0-0	1	1	10
Smith	0-0	0-0	0	0	0
Wallace	0-0	0-0	0	0	0
Muse	6-10	3-6	12	1	15
Flick	7-11	0-1	18	4	18
Totals	30-62	12-20	49	18	80

3pt: (8-17, .471) -- Prince 2/2, Flick 4/6, Butts 1/2, Madden 1/3, Muse 0/1, McDougal 0/3 Attendance: 3,287

Fullerton's body count was down to seven and a half for the rematch with the Gauchos at the Events Center.

Joining Chris St. Clair and David Frigout on the sidelines was Winston Peterson, who injured the little finger on his left hand in the Long Beach State contest. Chris Dade made a game effort but was well below par on his sprained ankle and was scoreless. The Gauchos took advantage of what was already a height mismatch with 6-foot-8 Mark Flick and rode Flick's 18 points and career-high 18 rebounds to a victory to halt CSF's 5-game win streak over UCSB.

With UCSB starting several seniors who normally are reserves, the Titans got off to a good start and led much of the first half. With Dave Harrison's 3-point play on a flying jam and subsequent free throw, the Titans led 39-36 with 18:42 to play. But the Gauchos went up 42-41 and never trailed, pulling away in the final 7 minutes. Danny Robinson and DeVaughn Wright had career highs in scoring.

Game 26
UC Irvine
Titan Gym
March 4, 1995

UC Irvine42 49 -- 91
Fullerton40 43 -- 83

Anteaters	FG-A	FT-A	Rb	PF	TP
Odsather, F	3-6	0-0	0	3	8
Tate, F	5-7	2-6	11	4	12
Simmons, C	7-16	6-9	9	4	20
Keefe, G	1-4	0-0	1	2	2
Miglinieks, G	6-10	11-12	1	1	25
Smith	0-1	0-0	2	1	0
Williams	3-3	5-7	5	1	11
Channell	5-8	3-3	5	4	13
Battle	0-0	0-2	1	1	0
Totals	30-55	27-39	39	21	91

3pt: (4-12, .333) -- Miglinieks 2/4, Odsather 2/4, Channell 0/1, Simmons 0/1, Keefe 0/2

Titans	FG-A	FT-A	Rb	PF	TP
Overton, F	10-15	5-6	2	5	26
Harrison, F	5-9	3-3	8	4	13
Peterson, C	7-12	3-6	9	4	17
French, G	3-12	3-4	0	4	11
Robinson, G	3-10	0-1	5	3	8
Dade	2-6	3-6	4	4	8
Williams	0-0	0-0	1	1	0
Wright	0-1	0-4	4	1	0
Totals	30-65	17-30	35	26	83

3pt: (6-21, .286) -- Robinson 2/6, French 2/8, Overton 1/3, Dade 1/4 Att.: 1,126

The home court disadvantage in this series prevailed again. The Titans lost for the third time in a row and seventh time in nine years in Titan Gym to UCI, which has lost its last four at home to Fullerton. Fullerton finished 4-8 at home.

Raimonds Miglinieks was the key for the Anteaters, who avenged a home court loss to Fullerton back on Jan. 3. He controlled the game and made the go-ahead basket, a 3-pointer at the 4:09 mark that put UCI ahead for good at 77-74.

Fullerton, down to nine uniformed players because of injuries, was further handicapped by a closely officiated game that had five Titans with four or more fouls. UCI outscored Fullerton by 10 points at the line.

The Titans led early in the game and a couple of times in the second half, at 58-55 on the last occasion with 12:50 to play after two Dave Harrison free throws.

Chuck Overton had a career-high 26 points and keyed a 6-point play that tied the game at 68-68 when he made a bucket and two foul shots on an intentional foul and Winston Peterson converted inside on the same possession.

Game 27
UC Irvine
Thomas & Mack Center
March 9, 1995

Fullerton39 30 -- 69
UC Irvine33 43 -- 76

Titans	FG-A	FT-A	Rb	PF	TP
Harrison, F	5-10	3-5	12	4	13
Overton, F	5-15	4-4	5	0	14
Peterson, C	6-14	7-9	6	4	19
Dade, G	2-10	2-3	5	4	7
Robinson, G	4-9	0-0	7	2	12
French	1-8	0-0	4	4	2
Williams	1-2	0-0	1	2	2
Wright	0-1	0-0	1	2	0
Totals	24-69	16-21	41	22	69

3pt: (5-15, .333) -- Robinson 4/5, Dade 1/6, Overton 0/1, French 0/3

Anteaters	FG-A	FT-A	Rb	PF	TP
Odsather, F	3-6	0-0	2	3	9
Tate, F	5-10	5-8	10	4	15
Simmons, C	8-17	5-10	15	2	21
Keefe, G	3-10	2-2	3	1	9
Miglinieks, G	2-6	2-4	8	3	8
Williams	1-2	0-0	1	1	2
Channell	3-7	6-6	2	3	12
Battle	0-0	0-0	1	2	0
Totals	25-58	20-30	44	19	76


3pt: (6-16, .375) -- Odsather 3/5, Miglinieks 2/5, Keefe 1/5, Simmons 0/1 Att.: 3,711

Fullerton and UC Irvine staged a rematch of their March 4 contest 250 miles to the northeast in Las Vegas in the first round of the post-season tournament and once again the Anteaters pulled out a close contest in the final minutes.


On this occasion, Fullerton controlled the first 30 minutes of the game. Defending Raimonds Miglinieks with a diamond-and-one alignment about half the time, the Titans rode the outside shooting of Danny Robinson and the usual inside work of Winston Peterson to a 39-33 halftime lead.

Even when UCI bolted out of intermission with a 9-3 run for a 42-42 tie, the Titans maintained their composure and gradually built the lead up again to as many as nine points at 57-48 at the 11-minute mark. But Fullerton's lack of depth, compounded by Chris Dade getting his fourth foul -- and third in four seconds -- at the 13:39 mark, let them vulnerable to a UCI rally.

Miglinieks put UCI up for good at 70-69 with a 3-pointer at 1:19 as the Titans went scoreless after Dave Harrison's free throw at 2:30 gave them a 69-66 lead. The win was UCI's first in six tries vs. Fullerton in the post-season tourney.



Fullerton's "French Connection" of forward David Frigout, above, and guard James French.





ANNUAL RESULTS

1960-61

Coach: Alex Omalev

CSF

OPP

W 69 Westmont	67
L 66 Redlands	76
W 67 Pasadena College	63
W 79 Sacramento State	68
W 73 CSU Long Beach	68
W 68 CS Northridge	64
L 67 Cal State L.A.	99
L 80 Pasadena College	90
L 56 Sacramento State	77
L 51 San Francisco State	79
L 67 Chico State	72
L 54 US International	69
W 110 UC Riverside	60
L 75 Chapman College	76
W 95 Cal Tech	49
W 80 Cal Poly SLO	78
L 86 Cal Poly Pomona OT ..	94
W 71 CS Northridge	58
W 107 Luke AFB	73
W 79 Grand Canyon Col.	76
L 76 CSU Long Beach	77
W 86 UC Riverside	62
L 72 Chapman College	77
L 85 Pasadena College	104
W 87 Cal Poly Pomona	70
W 80 Univ. of San Diego	68
W 101 La Verne College	64
L 64 US International	68
W 109 UNLV	88
L 86 Cal State L.A.	102

(Won 16, Lost 14)

1961-62

Coach: Alex Omalev

CSF

OPP

L 79 Fresno State	81
L 73 USMC Depot	90
W 82 Westmont	64
W 71 Chapman College	64
W 71 Redlands	42
W 105 Univ. of San Diego	57
L 77 CSU Long Beach	85
W 85 UC Davis	56
W 83 Sacramento State	67
W 86 Cal Poly Pomona	63
W 47 US International	37
W 80 Cal Poly Pomona	73
W 76 Occidental College	63
W 100 Calvin College	83
W 65 Chapman College	62
L 81 Cal Poly Pomona	90
W 80 Univ. of San Diego	57
W 66 CS Northridge	50
W 78 Cal Poly SLO	70
W 78 Hayward State	47
W 82 CSU Long Beach	77
W 96 Redlands	70
W 73 US International	63
L 70 Chapman College	79
W 101 CS Northridge OT ..	98
L 79 Cal Poly Pomona	85
W 61 Redlands	59
W 67 Redlands	52
W 94 Stetson	79
W 97 Lewis & Clark	78
L 55 Westminster (PA)	63

(Won 24, Lost 7)

1962-63

Coach: Alex Omalev

CSF

OPP

W 74 CS Northridge OT	71
W 76 Redlands	66
W 93 CS Northridge	75

W 87 San Diego Marines	67
W 100 CSU Long Beach	89
W 104 Cal Poly Pomona	76
W 83 Hayward State	67
L 85 Chapman College	87
L 59 Phibac (San Diego)	68
W 72 Univ. of San Diego	59
W 76 Chapman College	71
W 82 Cal Poly Pomona	73
W 71 Seattle Pacific 2OT	67
L 72 Montana State U.	74
L 58 Montana St. Coll.	75
L 78 Weber State	86
W 85 Westminster (UT)	82
L 88 CSU Long Beach	89
W 103 San Diego Marines	77
W 84 Univ. of San Diego	64
W 85 US International	62
W 97 Cal Poly Pomona	87
L 58 Chapman College	64
W 82 CS Northridge	73
W 80 Univ. of San Diego	59
W 112 Weber State	93

(Won 1, Lost 25)

1965-66

Coach: Alex Omalev

CSF

OPP

W 78 Claremont-Mudd	66
W 113 Pasadena Nazarene	102
W 75 Redlands	72
W 91 La Verne	80
W 106 Southern Cal College	75
L 62 Cal Poly Pomona	82
L 76 UC Riverside	87
W 86 Cal State L.A.	83
W 83 UC Riverside	77
L 83 Chapman College	93
W 82 CSU Long Beach	64
L 86 San Diego State	87
L 86 Cal State L.A.	96
L 93 CS Northridge	103
L 81 CSU Long Beach	95
W 93 Chapman College	81
L 68 UC Irvine	74
W 86 Cal Poly SLO	77
L 72 San Diego State	105
L 75 Fresno State	95
W 70 CSU Long Beach	68
L 66 Chapman College	77
W 91 CS Northridge	87
W 85 UC Irvine	83

(Won 13, Lost 11)

1966-67

Coach: Alex Omalev

CSF

OPP

L 79 Cal State L.A.	93
L 86 CS Northridge	94
L 72 UC Irvine	82
L 64 San Diego State	80
W 62 W. Washington	53
L 68 Redlands	80
W 83 Cal Poly SLO	71
W 85 Graceland College	82
L 85 Hastings College	87
L 68 San Diego State	97
W 90 Westmont	88
L 94 CS Northridge	102
W 85 Seattle Pacific	80
L 84 MacAlester College	86
L 64 CSU Long Beach	88
L 94 UNLV	110
W 78 UC San Diego	57
L 78 Chapman College	86
L 65 Fresno State	108
L 77 Cal Poly SLO	97
L 68 CSU Long Beach	79
L 77 Fresno State	90
L 89 CS Northridge	99
L 72 UC Irvine	98
W 86 Chapman College	82

(Won 7, Lost 18)

KEY

*PCAA/Big West Tournament
 #NIT Tournament
 #NCAA Tournament
 •NAIA Playoffs
 (A) Anaheim Convention Center
 %Neutral Tournament Site

1967-68

Coach: Alex Omalev

CSF

OPP

L 49 Michigan State	80
L 54 Kansas State	103
L 74 Nebraska	111
W 82 Azusa Pacific	77
W 69 Chapman College	67
W 104 San Diego Navy	57
L 74 UC San Diego	76
W 100 Stanislaus State	89
W 87 Tahoe Paradise	81
L 67 CSU Long Beach	86
L 74 San Diego State	87
W 96 So. Calif. College	67
L 76 Cal State L.A.	93
L 76 CS Northridge	86
W 72 Fresno State	66
L 84 Cal Poly SLO	96
L 68 Cal Poly Pomona	84
L 78 CSU Long Beach	80
L 60 San Diego State	84
L 75 Cal State L.A.	84
L 90 CS Northridge	92
L 81 Cal Poly SLO	108
L 79 Fresno State	88
W 102 Cal Poly Pomona	97
L 70 UC Irvine	80
L 78 Chapman College	89

(Won 8, Lost 18)

1968-69

Coach: Alex Omalev

CSF

OPP

W 111 LaVerne	73
L 54 Oklahoma State	91
L 84 Tulsa	93
L 56 Missouri	78
W 103 Chapman College	79
L 75 Whittier College	82
L 63 Edinboro State	85
W 75 Occidental College	52
L 58 CSU Long Beach	79
W 65 San Diego State	59
W 80 Cal State L.A.	74
W 74 CS Northridge	71
L 88 Cal Poly SLO	89
L 80 Fresno State	92
W 90 Cal Poly Pomona	83
L 73 UC Irvine	89
L 66 CSU Long Beach	74
L 66 Cal State L.A.	76
W 83 CS Northridge	76
W 81 Cal Poly SLO	67
L 55 Fresno State	74
L 87 Cal Poly Pomona	89
W 76 San Diego State	62
W 95 Tahoe Paradise	81

(Won 12, Lost 13)

1969-70

Coach: Alex Omalev

CSF

OPP

L 91 Stanislaus State	92
W 77 O.C. All-Stars	57
L 68 Wyoming	88
L 78 Creighton	83
L 95 No. Michigan	96
L 86 Toledo	100
L 82 Cal State L.A.	87
W 96 McMurray	76
W 77 Chapman College	76
L 65 UC Irvine	80
L 79 CS Northridge	81
L 60 San Diego State	75
L 79 UC Irvine	84
W 99 Stanislaus State	82

L 66 Cal Poly Pomona	68
L 77 UC Riverside	101
L 76 Cal Poly SLO	84
W 77 Cal State L.A.	102
W 89 CS Northridge	83
L 66 San Diego State	112
L 68 UC Irvine	70
W 87 Cal Poly Pomona	78
W 92 UC Riverside	75
W 77 Cal Poly SLO	76
L 81 CS Northridge	95

(Won 8, Lost 17)

1970-71

Coach: Alex Omalev

CSF

OPP

L 81 Idaho State	95
L 74 Colorado State	98
L 83 Oral Roberts	111
L 57 Drake	101
W 90 Chapman College	70
L 50 UC Irvine	68
W 67 Stanislaus State	66
W 102 Humboldt State	67
W 87 Stanislaus State	84
W 83 Idaho State	75
W 92 Occidental College	87
W 72 Cal Poly SLO	66
W 70 UC Irvine	69
W 84 UC Irvine	82
W 96 Cal Poly Pomona	83
W 84 UC Riverside	80
L 82 Cal Poly SLO	99
L 82 CS Northridge	88
L 73 Cal State L.A.	95
L 72 UC Irvine	77
W 100 Chapman College	87
W 94 Cal Poly Pomona	76
L 71 UC Riverside	79
L 76 Cal Poly SLO	79
L 61 CS Northridge	81
L 83 Univ. of San Diego	89

(Won 13, Lost 13)

1971-72

Coach: Alex Omalev

CSF

OPP

L 75 Tulsa	99
L 67 Colorado State	96
L 82 Northern Illinois	116
L 79 Southern Illinois	96
W 100 Whittier College	80
W 101 Chapman College	86
L 75 Univ. of San Diego	78
L 81 Fresno State	101
L 84 Univ. of San Diego	90
L 83 CSU Long Beach	103
W 82 Cal Poly SLO	79
L 82 Cal Poly SLO	91
W 128 Chapman College	88
L 92 UC Riverside	109
L 72 CS Northridge	82
L 71 Grambling	92
L 87 Loyola Marymount	99
L 62 Cal Poly Pomona	78
W 83 Chapman College	75
W 97 Fresno State	87
L 90 Cal Poly SLO	110
W 87 UC Riverside	82
L 72 CS Northridge	83
L 78 Cal Poly Pomona	92
W 99 Univ. of San Diego	88
W 107 CS Dominguez Hills	90

(Won 9, Lost 17)

1972-73

Coach: Moe Radovich

CSF

OPP

L 56 N. Texas State	63
W 56 Oklahoma State	55



ANNUAL RESULTS

L 62	Colorado State	79
L 72	San Francisco State	81
L 54	Cal State L.A.	74
W 75	Chapman College	66
L 68	BYU	89
L 60	Utah State	115
L 69	Univ. San Diego	74
L 61	CS Northridge	67
W 74	Humboldt State	63
L 54	CSC Bakersfield	69
W 83	Cal Poly SLO	58
W 64	CS Northridge	63
W 63	Chapman College	50
L 64	Fresno State	78
L 82	Cal State L.A.	83
L 68	Cal Poly Pomona	74
L 47	UC Riverside	59
W 70	UC Irvine	64
L 49	UC Riverside	57
L 55	Cal Poly Pomona	56
W 89	CS Northridge	72
L 61	Cal Poly SLO	72
L 57	CSC Bakersfield	64
W 95	UC Irvine	76

(Won 9, Lost 17)

1973-74

Coach: Bobby Dye

CSF	OPP
L 63	Westmont75
W 63	Chapman College58
W 73	Cal State L.A.69
W 63	Biola45
W 68	@Texas Arlington65
L 69	@So. Methodist93
L 63	@N. Texas State70
W 64	%No. Arizona53
L 60	@UC Irvine78
L 54	@Pacific67
W 75	Azusa Pacific72
W 64	CS Northridge56
L 74	@Cal State L.A.86
L 60	@UC Riverside68
W 71	@Cal Poly Pomona60
W 85	Univ. San Diego68
W 69	@Chapman College ...59
W 76	CSC Bakersfield63
L 52	Cal Poly SLO OT.53
W 85	@Univ. San Diego ...73
W 60	@Westmont58
L 49	@Cal Poly SLO OT.52
W 37	@CSC Bakersfield35
W 78	Cal Poly Pomona71
W 84	UC Riverside78
L 73	@CS Northridge90
	(Won 16, Lost 10)

(Won 16, Lost 10)

1974-75

Coach: Bobby Dye

CSF	OPP
L 56 @UNLV	75
L 69 @Providence College	77
L 63 @Connecticut	78
W 83 @Richmond	79
L 61 @Loyola Marymount	76
L 91 Boise State	97
W 80 Cal Poly Pomona	62
W 61 Cal State L.A.	55
W 84 CS Northridge	54
W 71 @Univ. San Diego	53
W 64 @CSC Bakersfield	59
W 98 @Cal State L.A.	79
W 61 @Cal Poly Pomona	54
W 78 Chapman College	62
L 65 @San Diego State	72
L 67 CSU Long Beach	76
L 59 Fresno State	62

L 69	@San Jose State	75
L 75	@Pacific	80
W 52	Pacific	49
W 81	San Jose State OT	79
W 72	San Diego State	71
W 65	@Fresno State	64
L 53	@CSU Long Beach	73

(Won 13, Lost 11)

1975-76

Coach: Bobby Dye

CSF	OPP
W 73	Athletes in Action 71
L 75	Cal State L.A. 81
W 87	%Humboldt State 53
W 86	%Southern 64
W 60	Loyola Marymount ... 54
W 75	Chapman College 56
W 75	Central Michigan 42
L 69	@Idaho State 88
L 74	@Boise State 80
W 94	Univ. San Diego 61
W 101	@CSC Bakersfield ... 69
L 70	@Arizona 85
L 60	@Chapman College... 62
W 55	@Cal State L.A. 53
W 73	@Loyola Marymount ... 54
L 60	@San Diego State..... 63
W 68	Fresno State 60
W 55	CSU Long Beach 54
L 65	@Pacific 73
W 72	@San Jose State 56
W 67	San Jose State 66
W 54	Pacific 42
W 71	San Diego State 61
L 66	@CSULB. OT. 68
L 65	@Fresno State 74
L 64	*@Pacific 72

(W 16, Lost 10)
PCAA Co-Champs

(Won 16, Lost 10)
PCAA Co-Champs

1976-77

Coach: Bobby Dye

CSF	OPP
W 87	@CS Northridge56
L 80	@Arizona91
L 72	Loyola Marymount79
W 81	Chapman College63
W 89	%South Alabama71
W 74	%Azusa Pacific35
L 51	@Oregon61
L 63	@Wichita State70
W 74	Rice62
W 74	UC Irvine55
W 77	@UC Santa Barbara66
W 83	Cal State L.A.66
W 80	@Chapman College.....68
L 70	San Diego State73
W 84	San Jose State64
W 72	Pacific53
L 67	@CSU Long Beach ...74
W 72	@Fresno State70
L 59	@San Diego State61
W 80	UC Santa Barbara72
W 68	Fresno State54
W 78	CSU Long Beach73
L 78	@Pacific84
L 61	@San Jose State80
W 79	*Pacific68
L 64	*CSU Long Bch.OT...65

(Won 16, Lost 10)

(Won 16, Lost 10)

1977-78

Coach: Bobby Dye

CSF	OPP
L 61	@Oregon 69
W 87	Cal State L.A. 72
W 98	Chapman College ... 72
L 62	%William & Mary ... 67

W 80	@BYU	75
W 65	Wisc. Parkside OT	59
W 74	Boise State	57
W 77	Aurora College	47
W 92	%Cal State L.A.	77
W 80	@Portland State	62
W 70	@Chapman College	64
L 85	Illinois State	88
W 56	UC Santa Barbara	54
W 88	@UC Irvine	59
W 81	San Jose State	66
W 79	Pacific	61
L 69	@San Diego State	94
W 83	CSU Long Beach	81
L 47	@Fresno State	55
W 54	Fresno State	48
L 84	@CSU Long Beach	88
L 70	San Diego State	76
L 62	@Pacific	71
W 80	@San Jose State	78
W 83	UC Irvine	75
W 85	@UC Santa Barbara	67
W 88	*San Jose State	78
W 64	*San Diego State	50
W 64	*CSU Long Beach	53
W 90	%New Mexico	85
W 75	#USF	72
L 58	#Arkansas	61

(Won 23, Lost 9)

1978-79

Coach: Bobby Dye

CSF		OPP
W 70	No. Arizona OT.....	58
W 64	Wisconsin Parkside.....	50
W 91	@Boise State.....	74
L 89	@Michigan State.....	92
W 109	Portland State.....	92
W 98	%Eastern Montana.....	53
W 67	@Pepperdine.....	65
W 69	Creighton (A).....	64
L 76	@Utah.....	83
L 85	%Portland.....	105
W 85	%LaSalle.....	75
W 109	MacMurray College.....	65
W 76	@UC Santa Barbara.....	62
W 81	@CSU Long Bch.OT.....	77
W 65	Fresno State.....	57
W 81	Pacific.....	53
W 73	@UC Irvine.....	57
W 76	UC Irvine.....	55
L 70	@Utah State.....	85
L 80	@San Jose State.....	84
L 72	San Jose State.....	75
L 64	Utah State.....	66
L 52	@Pacific.....	62
L 62	@Fresno State.....	70
L 69	CSU Long Bch.(A).....	70
W 81	UC Santa Barbara.....	76
L 70	*CSU Long Beach.....	79

(Won 16, Lost 11)

(Won 16, Lost 11)

1979-80

Coach: Bobby Dye

CSF		OPP
W 74	@No. Arizona OT	73
W 84	Portland	80
L 53	@Utah	65
L 75	%Richmond	84
L 64	@BYU	80
L 70	@Creighton	86
W 68	@San Diego State	53
L 67	Loyola Marymount	77
W 76	Jackson State	68
L 69	%Pittsburgh	80
W 71	%Ohio	49
W 66	Occidental	41
L 67	UC Santa Barbara	80
L 40	@CSU Long Beach	51
L 54	@Fresno State	61
L 56	@Pacific	74

W 68	UC Irvine	53
W 63	@UC Irvine	62
W 96	@Utah State	88
L 69	@San Jose State	72
L 58	San Jose State	66
L 67	Utah State (A)	69
L 69	Pacific	76
L 60	Fresno State	74
L 75	CSU Long Bch. (A)	80
W 66	@UC Santa Barbara	58
L 58	*Pacific	70

(Won 10, Lost 17)

1980-81

Coach: George McQuam

CSF	OPP
L 65	@Portland 100
W 86	Portland State 81
L 42	Michigan State (A) .. 58
L 85	@Loyola Marymount 90
L 64	San Diego State (A). 70
L 48	@Portland State 60
L 71	UNLV (A) 85
W 88	Loyola Marym't (A) 75
L 78	%Oregon OT. 82
L 70	%Utah 76
L 57	%Princeton 60
L 61	Wisc. Parkside OT. . 69
L 84	@UC Irvine 99
L 56	@CSU Long Beach ... 71
L 43	San Jose State 49
L 67	Utah State (A) 68
L 56	@UCSB OT. 57
L 58	UCSB OT. 64
L 66	@Pacific 71
L 52	@Fresno State 72
L 30	Fresno State (A) 51
W 76	Pacific 75
L 73	@Utah State 77
L 41	@San Jose State 59
W 60	CSU Long Beach 47
L 69	UC Irvine 75
L 54	*San Jose State 63

(Won 4, Lost 23)

(Won 4, Lost 23)

1981-82

Coach: George McQuam

CSF	OPP
L 66	Brigham Young (A) 81
W 75	Chapman Col. OT ...74
W 74	Cal Poly Pomona57
L 62	@Northern Arizona ...72
L 59	%St. Joseph63
W 97	%Grambling60
L 51	%Evansville62
W 79	%Texas-Arlington75
L 62	Portland63
W 75	Spring Arbor55
L 67	%Wichita State70
L 50	%Michigan State OT 51
W 64	%Bradley62
L 76	@Pepperdine95
W 86	Loyola Marymount...77
L 49	@UC Irvine50
L 56	@CSU Long Beach ...59
W 61	San Jose State50
L 40	Fresno State43
W 42	@UC Santa Barbara ..41
W 70	UC Santa Barbara59
W 74	@Pacific65
W 72	@Utah State68
W 82	Pacific65
W 66	Utah State63
L 57	@San Jose State62
L 51	@Fresno State71
W 68	UC Irvine 3OT.62
W 77	CSU Long Beach76
W 64	*Pacific52
W 62	*UC Irvine61
L 57	*Fresno State69

(Won 18, Lost 14)

1982-83

Coach: George McQuam

CSF	OPP
W 97	Northern Arizona 55
W 92	Chapman College 75
W 77	@Loyola Marymount 58
L 61	@Wichita State 82
W 104	Sacramento State 75
W 69	Howard 51
W 55	@Portland 54
W 58	@Idaho State 45
L 60	%Auburn 69
W 68	%Niagara 50
W 85	Pepperdine 74
W 86	UC Irvine 76
W 90	CSU Long Beach 60
L 60	@San Jose State 73
W 62	@Pacific 56
L 71	@UNLV 76
W 56	Fresno State 53
W 77	San Jose State 57
W 79	@CSU Long Beach 65
W 98	@UC Irvine (A) 74
W 84	@UC Santa Barbara 58
L 59	@Utah State 67
W 90	Pacific 62
W 86	UNLV 78
W 75	Utah State 71
W 81	UC Santa Barbara 60
L 72	@Fresno State 94
L 59	*Long Beach 61
L 83	\$(Arizona State 87

(Won 21, Lost 8)

(Won 21, Lost 8)

1983-84

Coach: George McQuam

CSF	OPP
W 78	%McNeese State66
W 90	@Hawaii60
W 67	@Arizona66
W 95	Cal Poly Pomona51
W 76	%Centenary71
L 46	@Montana60
W 83	Texas-San Antonio65
W 91	Idaho State71
L 65	@Pepperdine66
W 71	St. Mary's53
W 83	Western Illinois62
W 82	Utah State65
W 72	San Jose State62
W 67	@Pacific59
W 53	@Fresno State51
L 50	@CSULB 4OT52
W 68	UC Santa Barbara56
L 80	UC Irvine81
L 75	UNLV OT82
L 49	@San Jose State50
L 66	@Utah State71
L 63	@New Mexico State76
L 68	Fresno State 2OT ...69
W 67	Pacific49
W 77	@UC Santa Barbara57
L 62	@UNLV OT74
W 73	CSU Long Beach51
L 81	New Mexico State82
L 69	@UC Irvine72
L 51	*Fresno State53

(Won 17, Lost 13)

(Won 17, Lost 13)

1984-85

Coach: George McQuam

CSF		OPP	
W	51	@St. Mary's	50
L	64	@Texas-San Antonio	72
L	69	Loyola Marymount	73
L	53	Portland	54
W	75	UC Riverside	60
L	59	Montana	60
W	81	Pepperdine	75
W	66	%Colorado St. OT	64
L	56	@Nevada-Reno	66



ANNUAL RESULTS

L 63	@New Mexico State	70
W 82	@CSU Long Beach	71
L 92	San Jose State 4OT	97
W 73	Utah State	72
W 89	@UC Irvine	80
L 69	@UNLV	83
W 80	UC Santa Barbara	72
W 51	@San Jose State	46
W 84	New Mexico State	53
W 69	CSU Long Beach	60
W 52	Fresno State	51
L 69	@UC Santa Barbara	85
W 86	Pacific	64
L 63	@Utah State	73
L 69	UNLV	78
L 53	@Fresno State	67
W 79	@Pacific	59
W 84	UC Irvine	74
W 79	*UC Irvine	68
W 56	*Fresno State	54
L 61	*UNLV	79

(Won 17, Lost 13)

1985-86

Coach: George McQuam

CSF	OPP
L 76	@Hawaii 79
W 84	@BYU Hawaii 66
L 80	@Hawaii Pacific 84
W 76	%Loyola Marymount 71
L 66	@Utah 80
W 78	Univ. San Diego 66
W 80	Texas Tech 67
W 117	US International 94
W 99	@Loyola Marymount 79
W 91	Seattle 39
L 45	@Portland 59
L 64	@Pepperdine 67
L 61	New Mexico St. OT 68
W 85	CSU Long Bch. OT 80
L 76	@Utah State OT 82
W 41	@San Jose State 40
L 46	@Pacific 50
W 66	UC Irvine 54
L 51	UNLV 62
L 39	@UC Santa Barbara .. 52
L 57	@New Mex. St. OT .. 59
W 75	@CSU Long Beach ... 58
W 67	@Fresno State 58
L 54	Fresno State 61
L 68	Utah State 74
W 57	San Jose State 54
L 83	@UNLV 92
W 66	UC Santa Barbara 62
L 77	Pacific OT 85
W 78	@UC Irvine 68
W 66	*UC Irvine 58
L 65	*UNLV 75

(Won 16, Lost 16)

(Won 16, Lost 16)

1986-87

Coach: George McQuam

CSF		OPP
L 69	@Texas Tech	70
W 83	CSC Bakersfield	46
W 100	Southern Utah	58
W 56	%Texas Christian	48
W 59	@BYU	56
W 80	Pepperdine	60
W 75	Washington	55
W 88	Loyola Marymount ..	65
L 71	@UCLA	72
W 65	@Fresno State	47
L 55	@Pacific	58
L 47	UC Santa Barbara ...	55
L 70	UC Irvine	76
L 65	UNLV	73
L 95	@Utah State 2OT.	96
L 53	@San Jose State	62
W 59	Pacific	56
W 58	Fresno State	46
W 62	San Jose State	60
W 66	@New Mexico St. OT58	

W 80	@CSU Long Beach	65
L 64	@UNLV	74
L 69	@UC Irvine OT	78
W 94	Utah State	71
L 58	@UC Santa Barbara	69
W 63	New Mexico State	59
W 72	CSU Long Beach	67
W 92	*UC Irvine	81
L 65	*UNLV	99
L 68	%California OT	72

(Won 17, Lost 13)

1987-88

Coach: George McQuam

CSF	OPP
L 66	@Montana71
L 77	@Weber State81
W 85	Portland66
L 57	@New Orleans80
W 67	Utah43
L 71	@Pepperdine80
W 71	San Diego59
L 65	@UCLA74
W 106	Brown60
L 69	@CSU Long Beach ...76
L 37	@New Mexico State ..41
L 73	UC Irvine81
L 55	UC Santa Barbara ...67
L 57	UNLV63
L 72	@Utah State75
L 60	@San Jose State65
W 75	Pacific60
W 64	Fresno State OT57
L 56	@UC Santa Barbara ..57
L 65	@UC Irvine70
L 61	@UNLV77
W 63	San Jose State51
W 80	Utah State77
L 54	@Fresno State57
W 72	@Pacific60
W 61	New Mexico State ...59
W 93	CSU Long Beach70
W 73	*Fresno State59
L 56	*UNLV61

(Won 12, Lost 17)

(Won 12, Lost 17)

1988-89

Coach: John Sneed

CSF	OPP
W 59	@Utah.....57
L 67	Pepperdine.....71
W 68	@San Diego.....66
W 90	Sonoma State.....64
W 71	@Portland.....65
W 81	Northeastern.....68
L 77	Weber State.....88
L 65	New Orleans 2OT..66
L 61	St. Mary's.....68
L 60	New Mexico State...65
L 66	CSU Long Beach.....83
L 59	@UC Santa Barbara..69
L 63	@UNLV.....66
W 82	San Jose State.....60
W 96	Utah State.....87
W 79	@Pacific OT.....75
L 44	@Fresno State.....65
L 73	UC Irvine.....77
W 74	UC Santa Barbara.....69
W 93	UNLV OT.....92
W 78	@UC Irvine.....75
L 80	@Utah State.....90
W 70	@San Jose State OT..69
W 72	Pacific.....69
W 71	Fresno State.....56
L 56	@New Mexico State..60
W 68	@CSU Long Bch.OT..66
W 87	*Utah State OT.....86
L 83	*UNLV.....99

(Won 16, Lost 13)

(Won 16, Lost 13)

1989-90

Coach: John Sneed

CSF		OPP
W 104	Lamar	67
W 89	W. Texas St.	74
W 85	@St. Mary's	65
W 84	Tulsa	58
W 81	Cal St. Northridge	70
L 55	@Colorado State	84
L 75	@UCLA	87
W 77	%Middle Tenn. State	69
L 51	%Wyoming	69
L 66	@UNLV	94
L 82	@Utah State OT	83
W 73	Fresno State	65
W 76	Pacific	73
L 60	@San Jose State	66
W 90	@Long Beach State	79
L 58	@New Mexico State	75
W 82	UC Irvine	55
L 64	@UCSB OT	72
W 90	San Jose State OT	84
W 88	Utah State	77
L 65	@Fresno State	73
L 73	@Pacific	78
L 70	UC Santa Barbara	75
L 62	New Mexico State	65
L 69	Long Beach St. OT	70
L 76	@UC Irvine	94
L 85	UNLV	103
W 82	*UC Irvine	63
L 93	*UNLV	115

(Won 13, Lost 16)

(Won 13, Lost 16)

1990-91

Coach: John Sneed

CSF	OPP
L 86...@Lamar	95
L 63...@Tulsa	89
W 79... Butler	76
W 84...@San Francisco	60
W 69...@Pepperdine OT	66
W 109... Miss'ippi Valley St.	100
W 91... Portland	84
W 86... Chapman	66
W 62... Colorado State	60
W 91...@Fresno State	88
L 67...@UNLV	98
W 93... Utah State	91
W 91... San Jose State	78
L 73...@Pacific OT	75
70...@San Jose State	80
W 89... New Mexico St.	81
L 76... Long Beach St.	94
L 55...@UC Santa Barbara	76
L 87...@UC Irvine	92
L 63...@Utah State	74
W 77... Pacific	74
W 100... Fresno State OT	98
L 74...@New Mexico St.	80
L 83...@Long Beach St.	88
L 92... UC Irvine	96
W 76... UC Santa Barbara	61
L 83... UNLV	104
L 67... *Pacific	74

(Won 14, Lost 14)

(Won 14, Lost 14)

1991-92

Coach: John Sneed

CSF		OPP
W 93	San Francisco	84
L 83	@Butler	100
L 57	@Eastern Illinois	58
L 69	Pepperdine	79
W 98	@Portland	94
W 82	CSU Northridge	61
L 80	@UCLA	86
W 70	Drake	58
L 67	@Houston	83
L 74	UNLV	86
L 83	@Fresno State	88

L 72	@Utah State	89
W 86	@UC Irvine	83
L 58	UCSB	64
W 78	Lg. Beach St. OT	77
W 76	@San Jose State	64
L 69	@Pacific	73
L 67	New Mexico St.	69
W 111	Utah State OT	99
W 97	Fresno State	79
W 86	UC Irvine	68
L 47	@UNLV	76
L 71	@Long Beach St.	85
L 58	@UCSB	68
W 76	Pacific	62
W 82	San Jose State	75
L 60	@New Mexico St.	63
L 71	*Long Beach St.	77

(Won 12, Lost 16)

1992-93

Coach: Brad Holland

CSF	OPP
W 82... Saint Mary's	62
W 66...@Northern Iowa	55
L 73...@Drake	86
W 75...@Cal St.Northridge	68
W 86... Eastern Illinois	68
W 92... Chapman	71
L 82...@UCLA	90
L 65...@UNLV	78
L 67...@New Mexico St.	78
W 81... Nevada	62
W 91... Utah State	71
W 61...@ UC Irvine	59
L 58...@Long Beach State ..	72
W 72...@UCSB	68
W 66... San Jose State	61
W 71... Pacific	58
L 61...@Utah State	86
W 72...@Nevada	60
L 63... Houston	77
L 86... UCIrvine	88
W 68... Long Beach St.	61
W 66... USCB	64
L 53...@Pacific	56
L 58...@SanJose State	60
L 70... New Mexico St.	78
W 84... UNLV	83
L 68... *Long Beach St.	80

(Won 15, Lost 12)

(Won 15, Lost 12)

1993-94

Coach: Brad Holland

CSF	OPP
L 62...@Wyoming.....	80
W 80... Concordia	66
L 75...@Saint Mary's.....	78
L 73... Utah.....	76
L 69...@Colorado	79
L 70...@Colorado State	87
L 57... Northern Iowa	71
W 85... Oklahoma Baptist	71
L 71... UC Irvine	77
L 66... UNLV	77
L 64... New Mexico St.	77
L 50...@Utah State.....	59
W 74...@Nevada	70
L 63... San Jose State.....	69
L 69... Pacific OT	76
W 66...@UC Santa Barbara ..	57
L 69...@Long Beach State ..	91
L 66...@Pacific.....	97
L 82...@San Jose State	84
W 97... Nevada	72
L 52... Utah State.....	59
W 84...@UNLV	75
L 68...@New Mexico State ..	85
W 101...@UC Irvine	95
L 87... Long Beach State	96

W 79	UC Santa Barbara	63
L 64	*Nevada	68

(Won 8, Lost 19)

1994-95

Coach: Bob Hawking

CSF	OPP
W 80....CSU Northridge	71
L 65....%Santa Clara	79
L 68....%Texas-Arlington	74
L 65....@UCLA	99
W 82....@UNLV	80
W 83....San Diego State OT	73
L 82....San Francisco OT	90
L 63....@Utah	84
L 77....@Loyola Marymount	80
W 74....@UC Irvine	68
L 58....@New Mexico St.	66
L 73....Utah State	84
L 82....Nevada	95
W 69....@San Jose State	60
L 62....@Pacific	78
W 62....UC Santa Barbara	61
L 70....Long Beach St.	79
L 74....New Mexico State	106
L 53....UNLV	69
L 77....@Nevada	91
L 71....@Utah State	103
W 69....Pacific	63
L 77....San Jose State	86
L 57....@Long Beach State	73
L 69....@UC Santa Barbara	80
L 83....UC Irvine	91
L 69....*UC Irvine	76

(Won 7, Lost 20)

(Won 7, Lost 20)

YEARLY RESULTS

Year	Coach	Record
1960-61	Alex Omalev	16-14
1961-62	Alex Omalev	24-7
1962-63	Alex Omalev	19-7
1963-64	Alex Omalev	9-16
1964-65	Alex Omalev	1-25
1965-66	Alex Omalev	13-11
1966-67	Alex Omalev	7-18
1967-68	Alex Omalev	8-18
1968-69	Alex Omalev	12-13
1969-70	Alex Omalev	7-18
1970-71	Alex Omalev	13-13
1971-72	Alex Omalev	9-17
1972-73	Moe Radovich	9-17
1973-74	Bobby Dye	16-10
1974-75	Bobby Dye	13-11
1975-76	Bobby Dye	16-10
1976-77	Bobby Dye	16-10
1977-78	Bobby Dye	23-9
1978-79	Bobby Dye	16-11
1979-80	Bobby Dye	10-17
1980-81	George McQuam	4-23
1981-82	George McQuam	18-14
1982-83	George McQuam	21-8
1983-84	George McQuam	17-13
1984-85	George McQuam	17-13
1985-86	George McQuam	16-16
1986-87	George McQuam	17-13
1987-88	George McQuam	12-17
1988-89	John Sneed	16-13
1989-90	John Sneed	13-16
1990-91	John Sneed	14-14
1991-92	John Sneed	12-16
1992-93	Brad Holland	15-12
1993-94	Brad Holland	8-19
1994-95	Bob Hawking	7-20



RECORDS VS. OPPONENTS

	W	L	CSU Los Angeles	9	15	McMurray State	1	0	Portland	6	5	Texas Christian	1	0
Arizona	1	2	CSU Northridge	21	17	McNeese State	1	0	Portland State	3	1	Texas San Antonio	1	1
Arizona State	0	1	CSU Long Beach	27	41	Middle Tennessee St.	1	0	Princeton	0	1	Texas Tech	1	1
Arkansas	0	1	Drake	1	2	Mississippi Valley St.	1	0	Providence College	0	1	Toledo	0	1
Auburn	0	1	Eastern Illinois	1	1	Missouri	0	1	Redlands	8	5	Tulsa	1	3
Aurora College	1	0	Eastern Montana	1	0	Montana	0	4	Rice	1	0	UC Davis	1	0
Azusa Pacific	3	0	Edinboro State	0	1	Montana State	0	2	Richmond	1	1	UC Irvine	31	28
Biola	1	0	Evansville	0	1	Nebraska	0	1	Sacramento State	3	4	UCLA	0	6
Boise State	2	2	Fresno State	22	29	Nevada	4	4	Saint Mary's (CA)	4	2	UC Riverside	8	7
Bradley	1	0	Graceland College	1	0	New Mexico	1	0	St. Mary's (PA)	0	1	UC Santa Barbara	22	16
Brown	1	0	Grambling	1	1	New Mexico State	5	19	San Diego, U. of	16	8	UC San Diego	1	1
BYU Hawaii	1	0	Grand Canyon College	1	0	New Orleans	0	2	San Diego Marines	2	0	UNLV	6	31
Brigham Young	2	3	Hastings College	0	1	Niagara	1	0	San Diego Navy	1	0	US International	3	6
Butler	1	1	Hawaii	1	1	Northeastern	1	0	San Diego State	7	19	USMC Depot	0	2
California	0	1	Hawaii Pacific	0	1	Northern Arizona	4	1	San Francisco, U. of	3	1	Utah	2	6
Cal Lutheran	0	1	Hayward State	3	0	Northern Illinois	0	1	San Francisco State	0	2	Utah State	14	22
Cal Poly Pomona	17	16	Houston	0	2	Northern Iowa	1	1	San Jose State	23	21	Washington	1	0
Cal Poly SLO	9	14	Howard	1	0	Northern Michigan	0	1	Santa Clara	0	1	Weber State	1	3
Cal Tech	1	0	Humboldt State	3	0	North Texas State	0	2	Seattle	1	0	West Texas State	1	0
Calvin College	1	0	Idaho State	3	2	Occidental	4	0	Seattle Pacific	3	0	Western Illinois	1	0
Centenary College	1	0	Illinois State	0	1	Ohio	1	0	Sonoma State	1	0	Western Washington	1	1
Central Michigan	1	0	Jackson State	1	0	Oklahoma Baptist	1	0	South Alabama	1	0	Westmont	4	2
Chapman University	28	14	Kansas State	0	1	Oklahoma State	1	1	So. Calif. College	2	0	Westminster (PA)	0	1
Chico State	0	1	Lamar	1	1	Oral Roberts	0	1	Southern Illinois	0	1	Westminster (UT)	1	0
Claremont-Mudd	1	0	LaSalle	1	0	O. C. All-Stars	1	0	Southern Methodist	0	1	Whittier College	1	1
Colorado	0	1	La Verne	3	0	Oregon	0	3	Southern Utah	1	0	Wichita State	0	3
Colorado State	2	5	Lewis & Clark	1	0	Pacific	26	22	Southern Utah	2	0	William & Mary	0	1
Concordia (CA)	1	0	Loyola Marymount	8	7	Pasadena College	2	2	Spring Arbor	1	0	Wisconsin Parkside	2	1
Connecticut	0	1	Luke AFB	1	0	Pasadena Nazarene	1	0	Stanislaus State	4	1	Wyoming	0	3
Creighton	1	2	Michigan State	0	4	Pepperdine	5	6	Stetson	1	0	Totals	465-	498
CSU Bakersfield	5	2	MacAlester College	0	1	Phibac	1	1	Tahoe Paradise	2	0	bold face: 1995-96 opponent		
CS Dominguez Hills	1	0	MacMurray College	1	0	Pittsburgh	0	1	Texas Arlington	2	1			

ALL-TIME DIVISION I ROSTER

(Players who appeared in at least one game beginning with the 1974-75 season)

PLAYER	Conference Season
Adair, Bobby	'88
Ahsmuhs, Kevin	'91, '92
Alfara, Jerry	'81
Amos, Fred	'94, '95
Anderson, Keith	'76, '77, '78, '79
Anderson, Michael	'81, '82
Anderson, Van	'88, '89, '90
Baker, Lamar	'82
Ball, Lance	'80, '81
Barrios, George	'78, '79, '80, '81
Bell, John	'81
Bell, Marcus	'91
Bernard, DiJon	'93
Berry, Franklin	'79, '80
Bloodworth, Michael	'91
Blow, Vincent	'85, '86, '87, '88
Boagni, Kerry	'85, '86
Bogdanowicz, Jim	'75
Bonner, Duane	'75
Boothe, Bob	'82, '83
Boskovich, Paul	'75
Bowen, Bruce	'90, '91, '92, '93
Bowland, Kevin	'79
Bunch, Greg	'75, '76, '77, '78
Burt, Reggie	'77
Caldwell, Ron	'90, '91
Calvin, Brent	'88, '89
Ceballos, Cedric	'89, '90
Ceballos, Chris	'86, '87
Cherry, Doug	'81
Clardy, Patrick	'85
Clarke, Jeff	'83
Corvin, Tom	'78
Crane, Dareck	'90
Dade, Chris	'95
Daniels, Donny	'75, '76
Davis, Gary	'82, '83, '84, '85
Davis, Kerry	'76, '77
Davis, Stan	'80
Dwyer, Tim	'75, '76
Elwood	'77
Fish, Bill	'83
Fletcher, Damell	'84
French, James	'94, '95
Frigout, David	'94, '95
Fruhwirth, Al	'75, '76
Fuller, Craig	'83
Gilbert, Paul	'79
Gilreath, David	'81, '82
Green, J.D.	'91, '92
Green, Victor	'81, '82
Hall, John	'81, '83
Hamilton, Alexander	'86, '87
Harrison, Dave	'95
Hart, Jason	'90
Hawthorne, George	'82
Heenan, Kevin	'76, '77, '78, '79
Henderson, Kevin	'84, '85, '86
Hill, Mark	'89, '90
Hill, John	'75
Hinkle, Andy	'95
Hooper, Ray	'93
Horger, John	'75, '76
Jackson, Eugene	'85, '86, '87, '88
Jones, Andrew	'75, '76
Jones, Derek	'87, '89
Jones, Ozell	'83, '84
Kemp, Kim	'92, '93
Kerian, Jason	'91
King, Josh	'94
Knight, Michael	'80
LaVallee, Bruce	'80
Leary, Don	'93
Lewis, Rashone	'89
Linden, Mike	'78
Little, Darren	'94
Logan, Jeff	'83
Losner, Bob	'76
McCarthy, Steve	'78
Metoyer, Sharif	'93
Miller, Bill	'76, '77
Miller, R.	'77
Miller, Oval	'87, '88
Mixon, Ricky	'82, '83
Moeller, Gary	'84, '85
Moody, David	'86, '87, '88, '89
Moos, Randal	'88, '89
Morgan, Tom	'78, '79, '80
Morton, Richard	'85, '86, '87, '88
Nash, Gary	'75
Neal, Tony	'82, '83, '84, '85
Neeley, Joe	'89
Niles, Mike	'77, '78, '79
Overton, Chuck	'95
Palm, Greg	'78
Parada, Tom	'90, '91
Patterson, Darrell	'82
Peterson, Winston	'94, '95
Pitts, Carl	'86
Polee, Richard	'79
Ray, Stan	'80
Ree, Tyrone	'87, '88
Roberts, Calvin	'79, '80
Robinson, Danny	'94, '95
Rohde, Dave	'78, '79
Roper, Daryl	'77, '78, '79, '80
Samuelson, Jon	'84
Satalowich, Todd	'92, '93, '94
Secley, Oliver	'83, '84
Shannon, Bill	'77
Shaw, Steve	'77, '78
Sheahan, Casey	'93
Shepard, DeWayne	'83, '85
Small, Joe	'91, '92
Smith, Dennis	'80
Smith, Rodney	'87
Spears, Kenny	'85
St. Clair, Chris	'94, '95
Standley, Bryant	'85
Stephens, Keith	'81, '82
Sunderland, Aaron	'92, '93
Sykes, John	'88, '89, '90
Turner, Henry	'85, '86, '87, '88
Toliver, Andre	'92, '93
Vaughn, Marlon	'88, '89, '90
Vernon, Greg	'91, '92, '93, '94
Vetter, Darrell	'82
Ward, Agee	'90, '91, '92
Wear, Dave	'81
Webster, Herman	'86, '87
Welch, Jerome	'77
Wight, Tom	'80
Wilhite, Aaron	'90, '91
Wilkes, Johnny	'83, '84
Williams, Benson	'88
Williams, Carl	'84
Williams, Jeff	'78
Williams, John	'95
Williams, Sean	'92, '93
Williamson, Tee	'86
Williams, Wayne	'89, '90, '91
Wood, Brian	'92
Wood, Leon	'82, '83, '84
Woolridge, Chauncey	'92
Wright, DeVaughn	'95
Wright, Steve	'75
Yezbak, George	'84, '85
Young, Taras	'75



TITANS IN THE N.B.A.

Cal State Fullerton has been well represented at the professional level despite the relative youth of the intercollegiate basketball program. Seven Titans have been drafted in the past 13 years and several more players have signed as free agents with the National Basketball Association.

The most prominent Titan of late has been forward Cedric Ceballos of the Los Angeles Lakers. He made the NBA All-Star team for 1994-95 but was unable to play due to an injury.

During four years with the Phoenix Suns, he was known for two things: winning the NBA slam-dunk contest in 1992 with his



Cedric Ceballos of the L.A. Lakers

blind-folded "hocus pocus" act and scoring a phenomenal number of points when Charles Barkley was injured. Ceballos' absence due to another injury may have swung the tide toward the Chicago Bulls in the 1994 playoffs.

A Fullerton teammate of Ceballos' -- forward Bruce Bowen -- was invited to camp this Fall with the Cleveland Cavaliers after two productive and profitable seasons in France.

The Titans hit it big in 1984 when two players

Titan Career Stats of NBA Players/Drafts

Greg Bunch -- New York Knicks, 1978, 2nd round

Years	G	FG-Att	Pct.	FT-Att	Pct.	Reb.	Avg.	Pts.	Avg.
'75-78	100	597-1124	.537	295-422	.699	785	7.9	1489	15.0

Ricky Mixon -- Los Angeles Lakers, 1983, 8th round

'82-83	59	396-827	.478	60-76	.789	89	1.5	855	14.5
--------	----	---------	------	-------	------	----	-----	-----	------

Ozell Jones -- San Antonio Spurs, 1984, 4th round

'83-84	58	263-487	.540	96-188	.511	479	8.3	622	10.7
--------	----	---------	------	--------	------	-----	-----	-----	------

Leon Wood -- Philadelphia 76ers, 1984, 1st round

'82-84	91	654-1366	.479	540-666	.811	207	2.3	1876	20.6
--------	----	----------	------	---------	------	-----	-----	------	------

Tony Neal -- Los Angeles Lakers, 1985, 6th round

'82-85	117	546-1094	.499	235-439	.535	1115	9.5	1327	11.3
--------	-----	----------	------	---------	------	------	-----	------	------

Kerry Boagni -- Utah Jazz, 1986, 5th round

'85-86	56	285-677	.421	59-87	.678	246	4.4	657	11.7
--------	----	---------	------	-------	------	-----	-----	-----	------

Kevin Henderson -- Cleveland Cavaliers, 1986, 3rd round

'84-86	73	368-721	.510	205-271	.756	144	2.0	981	13.4
--------	----	---------	------	---------	------	-----	-----	-----	------

Richard Morton -- Indiana Pacers, 1988, free agent

'85-88	113	642-1417	.453	281-347	.810	292	2.6	1705	15.1
--------	-----	----------	------	---------	------	-----	-----	------	------

Henry Turner -- Seattle Supersonics, 1988, free agent

'85-88	114	513-1099	.467	278-413	.673	630	5.5	1329	11.7
--------	-----	----------	------	---------	------	-----	-----	------	------

Cedric Ceballos -- Phoenix Suns, 1990, 2nd round

'89-90	58	488-1054	.463	261-389	.671	618	10.7	1284	22.1
--------	----	----------	------	---------	------	-----	------	------	------


Bruce Bowen -- Cleveland Cavaliers, 1995, free agent

'90-93	101	384-887	.433	344-495	.695	559	5.5	1155	11.4
--------	-----	---------	------	---------	------	-----	-----	------	------

and in France and toured with Magic Johnson's All-Stars. He recently launched a career as a referee. Wood began his post-Titan career as the point guard on the United States' gold-medal 1984 Olympic team under Coach Bob Knight.

Other former Titans in and out of the NBA and CBA during the past few years were 1988 graduates Richard Morton and Henry Turner. Morton started the 1988-89 season with Indiana and later played with Golden State. Turner, who was a teammate of Morton's in the CBA, spent much of the 1989-90 season with Sacramento. Morton was one of the top scorers in the CBA the past few seasons and has made the loop's all-star team. Guard Aaron Sunderland, a 1993 product, has done well in the CBA and 1994-95 products Winston Peterson and David Frigout are playing in Europe. J. D. Green (1990-92) has become a star in Australia.

Other Titans to play in the NBA include guard Kevin Henderson, who played with Golden State and Cleveland; forward Mike Niles with Phoenix; and forward Greg Bunch with the New York Knicks back in 1978-79. Foreign leagues have featured the likes of center Herman (Demone) Webster, forward Kerry Boagni and sharpshooter Kevin Heenan to name a few. Other players drafted in the 1980s were Ricky Mixon (Lakers), Tony Neal (Lakers) and Boagni (Utah Jazz).



Greg Bunch played with the New York Knicks in 1979.



Leon Wood with the New Jersey Nets



RECORD BOOK

INDIVIDUAL, GAME

Most Points: 45, Jon Brettman vs. Luke AFB, 12/12/60
Most Points (Div I): 38, Richard Morton vs. UC Irvine, 1/7/88;
Most Field Goals: 21, Jon Brettman vs. Luke AFB, 12/12/60
Most FGs (Div. I): 15, Leon Wood vs. UCI, 3/3/84;
 Cedric Ceballos at UCSB, 1/29/90
Most Field Goal Attempts: 34, Leon Wood, vs. Fresno State, 2/9/84
Best Field Goal Percentage: 1.000 (10 of 10), Tom Morgan
 vs. Utah State, 1/31/80
Most 3-Point Field Goals: 8, Mark Hill vs. CS Northridge, 12/16/89
 Don Leary at UCLA, 12/30/92
Most 3-Point Field Goal Attempts: 18, Mark Hill at UNLV, 1/3/90
Most Free Throws: 17, Leon Wood vs. Texas-Arlington, 12/19/81
Most Free Throw Attempts: 22, Leon Wood
 vs. Texas-Arlington, 12/19/81
Best FT Percentage: 1.000 (14 of 14), Kevin Henderson
 vs. Texas Tech, 12/5/85
Most Rebounds: 27, Kerry Davis vs. Central Michigan, 12/15/75
Most Assists: 21, Leon Wood vs. Long Beach State, 1/8/83;
 vs. UCSB, 3/3/83
Most Blocked Shots: 8 Steve Shaw vs. Long Beach State, 3/4/78
Most Steals: 9, Cedric Ceballos vs. San Jose State, 1/19/89

INDIVIDUAL, SEASON

Most Points: 719, Leon Wood, 1983-84
Best Scoring Average: 27.4, Leonard Guinn, 1963-64
Most Field Goals: 259, Edgar Clark, 1961-62
Most Field Goal Attempts: 589, Edgar Clark, 1961-62
Best Field Goal Percentage: .594 (111 of 187),
 Herman Webster, 1985-86
Most 3-Point Field Goals: 89, Don Leary, 1992-93
Most 3-Point Field Goal Attempts: 201, Don Leary, 1992-93
Best 3-Point Field Goal Percentage: .443,
 Don Leary (89 of 201), 1992-93
Most Free Throws Made: 211, Leon Wood, 1983-84
Most Free Throw Attempts: 257, Leon Wood, 1983-84
Best Free Throw Percentage: .876 (78 of 89), Joe Small, 1991-92
Most Consecutive Free Throws: 37, Kevin Henderson, 1985-86
Most Fouls: 111, Tony Neal, 1983-84
Most Rebounds: 362, Cedric Ceballos, 1989-90
Best Rebound Average: 12.5, Cedric Ceballos, 1989-90
Most Assists: 319, Leon Wood, 1982-83
Best Assist Average: 11.0, Leon Wood, 1982-83
Most Turnovers: 115, Leon Wood, 1981-82
Most Blocked Shots: 66, Sean Williams, 1992-93
Most Steals: 74, Tony Neal, 1984-85

INDIVIDUAL, CAREER

Most Points: 1,876, Leon Wood, 1981-84
Best Scoring Average: 22.1, Cedric Ceballos, 1988-90
Most Field Goals: 654, Leon Wood, 1981-84
Most Field Goal Attempts: 1,477, Leon Wood, 1981-84
Best Field Goal Percentage: .573, Herman Webster, 1985-87
Most 3-Point Field Goals: 145, Mark Hill, 1988-90
Most 3-Point Field Goal Attempts: 366, Mark Hill, 1988-90
Best 3-Point Field Goal Percentage: .402 (140 of 348),
 Richard Morton, 1984-88
Most Free Throws: 540, Leon Wood, 1981-84
Most Free Throw Attempts: 666, Leon Wood, 1981-84
Best Free Throw Percentage: .846, Joe Small, 1990-92
Most Rebounds: 1,115, Tony Neal, 1981-85
Most Assists: 744, Leon Wood, 1981-84
Most Steals: 265, Tony Neal, 1981-85

TEAM GAME

Most Field Goals: 49, vs. Chapman College, 1/8/72;
 vs. US International, 12/11/85
Most Field Goal Attempts: 104 vs. Loyola Marymount, 12/18/71
Best FG Percentage: .682 (30 of 44), vs. McNeese State, 11/25/83
 .682 (30 of 44), vs. Utah State, 2/3/90
Best Field Goal Percentage, Half: .800 (20 of 25)
 vs. Hawaii, 11/27/83
Worst Field Goal Percentage: .232 (13 of 56),
 vs. San Jose State, 2/21/81
Worst Field Goal Percentage, Half: .086 (2 of 23)
 vs. San Jose State, 2/21/81
Most 3-Point Field Goals: 12, vs. UC Irvine, 2/21/91
Most 3-Point Field Goal Attempts: 31, at UNLV, 1/3/90
Most Free Throws: 40, vs. CSU Long Beach, 3/5/88
Most Free Throw Attempts: 50, vs. Long Beach, 3/5/88.
Best Free Throw Pct.: 1.000 (12 of 12) vs. Pepperdine, 12/12/91;
 (11 of 11), vs. San Jose State, 2/18/82
Most Rebounds: 68, vs. Central Michigan, 12/15/75
Most Assists: 33, vs. Portland State, 12/13/78
Most Fouls: 36, vs. Utah State (OT), 1/22/87
Most Turnovers: 29, at Tulsa, 11/28/90;
 vs. New Mexico St., 1/8/94; vs. NMSU 2/2/95
Most Points: 128, vs. Chapman College, 1/8/72
Most Pts. vs. Div. I Opponent: 117, vs. U.S. International, 12/11/85
Most Points, Losing Effort: 96

(vs. 103), vs. Cal Poly Pomona, 12/20/63
 (vs. 115), vs. Westmont, 12/8/64

Most Points Scored, Half: 72, vs. US International, 12/11/85
Most Points, Both Teams: 216 -

CSUF 128, Chapman College 88, 12/4/71

Most Points Allowed: 117, vs. Cal State Northridge, 2/29/64
Least Points Scored: 30, vs. Fresno State, 2/11/81

TEAM SEASON

Most Points: 2,391, in 1977-78
Most Field Goals: 955, in 1977-78
Most Field Goal Attempts: 2,078, in 1961-62
Best Field Goal Percentage: .498, in 1976-77
Most 3-Point Field Goals: 170, 1989-90
Most 3-Point Field Goal Attempts: 469, 1989-90
Best 3-Point Field Goal Percentage: .436, 1984-85 (44 of 101)
Most Free Throws: 568, in 1960-61
Most Free Throw Attempts: 842, in 1960-61
Best FT Percentage: .732 (451 of 616), in 1991-92
Most Wins: 24, in 1961-62
Most Losses: 25, in 1964-65
Best Won-Lost Percentage: .774 in 1961-62
Longest Win Streak: 10, in 1970-71
Longest Home Win Streak: 26, 1/23/82 thru 1/21/84
Longest Losing Streak: 16, in 1964-65
Most Blocked Shots: 127, in 1988-89
Most Assists: 566, in 1977-78
Most Steals: 261, in 1985-86
Most Turnovers: 474, in 1994-95
Most Fouls: 725, in 1985-86
Most Disqualifications: 33, in 1980-81

All Records for Division I Seasons Only
 (1974-75 to present)



RECORD BOOK

Single Season Leaders

Most Points

Leon Wood	'83-84	719
Cedric Ceballos	'89-90	669
Richard Morton	'87-88	639
Leon Wood	'81-82	631
Cedric Ceballos	'88-89	615
Joe Small	'90-91	610
Richard Morton	'86-87	553
Mark Hill	'89-90	529
Leon Wood	'82-83	526
Kevin Henderson	'84-85	518

Scoring Average

Leon Wood	'83-84	24.0
Cedric Ceballos	'89-90	23.1
Richard Morton	'87-88	22.0
Joe Small	'90-91	21.8
Cedric Ceballos	'88-89	21.2

Rebounds

Cedric Ceballos	'89-90	362
Tony Neal	'84-85	326
Tony Neal	'82-83	289
Ozell Jones	'84-84	272
Tony Neal	'81-82	264

Rebound Average

Cedric Ceballos	'89-90	12.5
Tony Neal	'84-85	11.2
Tony Neal	'82-83	10.0
Calvin Roberts	'79-80	9.5
Ozell Jones	'83-84	9.4

Assists

Leon Wood	'82-83	319
Leon Wood	'81-82	237
Wayne Williams	'89-90	209
Michael Linden	'77-78	204
Leon Wood	'83-84	188

Assist Average

Leon Wood	'82-83	11.0
Leon Wood	'81-82	7.4
Wayne Williams	'89-90	7.2
Aaron Sunderland	'91-92	6.5
Wayne Williams	'77-78	6.4

Field Goal Percentage

Herman Webster	'85-86	.594
David Moody	'89-90	.587
Agee Ward	'91-92	.562
Tony Neal	'83-84	.557
Herman Webster	'86-87	.553

Free Throw Percentage

Joe Small	'91-92	.876
Richard Morton	'87-88	.843
Joe Small	'90-91	.829
Leon Wood	'83-84	.821
Leon Wood	'81-82	.817

Blocked Shots

Sean Williams	'92-93	.66
Derek Jones	'88-89	.56
Sean Williams	'91-92	.41
Tony Neal	'83-84	.40
John Sykes	'88-89	.38

Career Leaders

Most Points

Leon Wood	'81-84	1,876
Richard Morton	'84-88	1,705
Greg Bunch	'73-78	1,489
Henry Turner	'84-88	1,329
Tony Neal	'81-85	1,327
Cedric Ceballos	'88-90	1,284
Keith Anderson	'75-79	1,240
Gary Davis	'81-85	1,165
Kevin Heenan	'75-79	1,163
Bruce Bowen	'89-93	1,155
Mark Hill	'88-90	1,040
Agee Ward	'89-92	1,017
Mike Niles	'75-79	1,014
Joe Small	'90-92	1,011

Scoring Average

Cedric Ceballos	'88-90	22.1
Leon Wood	'81-84	20.6
Joe Small	'90-92	18.4
Mark Hill	'88-90	17.9
Dave Wear	'80-81	17.7

Rebounds

Tony Neal	'81-85	1,115
Greg Bunch	'74-78	785
Henry Turner	'84-88	630
Cedric Ceballos	'88-90	618
Agee Ward	'89-92	563
Bruce Bowen	'89-93	559
Mike Niles	'75-78	502
Calvin Roberts	'78-80	496
Ozell Jones	'82-84	479
Vincent Blow	'84-88	435

Assists

Leon Wood	'81-84	744
Wayne Williams	'88-91	537
Keith Anderson	'75-79	393
Eugene Jackson	'84-88	351
Aaron Sunderland	'91-93	339

Field Goal Percentage

Herman Webster	'85-87	.573
Kerry Davis	'75-77	.548
Calvin Roberts	'78-80	.545
Ozell Jones	'82-84	.540
Greg Bunch	'74-78	.537

Free Throw Percentage

Joe Small	'90-92	.846
Leon Wood	'81-84	.811
Richard Morton	'84-88	.810
Dave Wear	'80-81	.791
Kevin Heenan	'75-79	.790
Kevin Henderson	'83-86	.756

Blocked Shots

Tony Neal	'81-85	115
Sean Williams	'91-93	107
Derek Jones	'86-86, 88-89	78
Bruce Bowen	'89-93	71
Ozell Jones	'82-84	61
Kim Kemp	'91-93	55
John Sykes	'87-90	55



RECORD BOOK

3-Point Field Goals

(rule in effect 1982-83 and since 1984-85 season)

Individual, Game

Best Percentage:

- .833 James French, 1/27/94, at UCSB (5 of 6)
Richard Morton, 2/7/87, vs. CSULB (5 of 6)
(minimum 5 made per game)

Most Made

- 8 (of 12) Mark Hill vs. CSU Northridge, 12/16/89
8 (of 15) Don Leary at UCLA, 12/30/92
7 (of 11) Mark Hill at Utah State, 2/16/89
7 (of 12) Don Leary vs. Chapman, 12/23/92
6 (of 9) Joe Small vs. Colorado State, 12/29/90
6 (of 9) Mark Hill vs. New Mexico St., 1/3/89
6 (of 10) Don Leary vs. UNLV, 3/6/93
6 (of 10) Kerry Boagni at New Mexico St., 1/30/86
6 (of 11) Joe Small vs. Drake, 12/28/91
6 (of 12) Don Leary vs. Houston, 2/10/93
6 (of 12) Joe Small vs. UNLV, 3/2/91

Most Attempts

- 18 Mark Hill at UNLV, 1/3/90
15 Don Leary at UCLA, 12/30/92
13 Don Leary at Drake, 12/12/92
13 Mark Hill vs. Wyoming, 12/30/89
13 Richard Morton at Montana, 12/2/87
12 Don Leary vs. Chapman, 12/23/92
12 Richard Morton at Weber State, 12/4/87
12 Joe Small vs. San Jose State, 1/9/91;
at San Jose St., 1/14/91; at Fresno St., 1/2/91;
vs. UNLV, 3/2/91; and at Butler, 12/3/91
12 Mark Hill vs. Fresno State, 2/25/89;
vs. Cal State Northridge, 12/16/89

Team, Game

Best Percentage

- .692 vs. Utah State, 2/3/90 (9 of 13)

Most Made

- 12 vs. UC Irvine, 2/21/91
11 vs. Cal State Northridge, 12/16/89
10 vs. Nevada, 1/16/95
10 vs. Utah State, 1/14/95
10 vs. Chapman, 12/23/92
10 at Pacific, 2/10/90
10 vs. Fresno State, 1/11/90
10 at UNLV, 1/3/90
9 nine times, most recently:
vs. Long Beach State, 1/28/95

Most Attempts

- 31 at UNLV, 1/3/90
28 vs. Long Beach State, 1/28/95
27 at UCLA, 12/23/89
25 vs. Pacific, 3/8/91
25 vs. UC Irvine, 2/21/91
24 vs. Nevada, 1/16/95
24 vs. Wyoming, 12/30/89
23 vs. Pacific, 1/22/94
23 vs. San Jose State, 1/19/89
22 three times

Individual, Season

Best Percentage:

- .443 Don Leary, 1992-93 (89 of 201)
(minimum 1 made per team game)

Most Made

- 89 Don Leary 1992-93
75 Joe Small 1990-91
75 Mark Hill 1988-89
70 Mark Hill 1989-90
66 Richard Morton 1987-88
61 Richard Morton 1986-87
55 Joe Small 1991-92
47 Chris St. Clair 1994-95
44 Wayne Williams 1989-90
41 Wayne Williams 1990-91

Most Attempts

- 201 Don Leary 1992-93
193 Joe Small 1990-91
186 Mark Hill 1989-90
180 Mark Hill 1988-89
163 Richard Morton 1987-88
153 Richard Morton 1986-87
150 Joe Small 1991-92
133 James French 1994-95
128 Chris St. Clair 1994-95
111 Wayne Williams 1989-90

Opponents, Game

Best Percentage

- .667 at UC Irvine, 2/6/88 (10 of 15)

Most Made

- 15 vs. Houston, 2/10/93
14 at UC Irvine, 2/24/90
13 at UC Irvine, 2/24/94
13 at UC Irvine, 2/11/89
11 vs. Pacific, 2/23/89
10 six times

Most Attempts

- 29 vs. Pacific, 1/22/94
28 vs. Houston, 2/10/93
28 at UNLV, 1/2/903
27 vs. Mississippi Valley State, 12/15/90
26 at Nevada, 1/17/94
26 vs. Middle Tennessee, 12/29/89
26 at UC Irvine, 2/11/89
26 vs. Pacific, 2/23/89
26 vs. Fresno St., 3/9/88
26 at Portland, 12/14/91

Individual, Career

Best Percentage:

- .402 Richard Morton, 1984-88
(140 of 348)
(minimum 1 made per team game)

Most Made

- 145 Mark Hill 1988-89/ 89-90
140 Richard Morton 1984-85/ 87-88
130 Joe Small 1990-91/ 91-92
105 Wayne Williams ... 1988-89/ 90-91
89 Don Leary 1992-93
68 James French 1993-94/ 94-95
64 Chris St. Clair 1993-94/ --
47 Cedric Ceballos 1988-89/ 89-90
43 Bruce Bowen 1989-90/ 92-93
40 Kevin Henderson .. 1983-84/ 85-86

Most Attempts

- 366 Mark Hill 1988-89/ 89-90
348 Richard Morton 1984-85 /87-88
343 Joe Small 1990-91/ 91-92
290 Wayne Williams ... 1988-89/ 90-91
211 James French 1993-94/ 94-95
201 Don Leary 1992-93
187 Chris St. Clair 1993-94/ --
154 Cedric Ceballos 1988-89/ 89-90
152 Bruce Bowen 1989-90/ 92-93
109 Greg Vernon 1990-91/ 1993-94

IN TITAN GYM


The longest winning streak at home has been 26 games, stretching from Jan. 23, 1982, through Jan. 21, 1984. A streak of 12 in a row was snapped Feb. 10, 1993, by Houston. The year-by-year Div. I marks:

YEAR	W-	L	PCT.
1974-75	7-	3	.700
1975-76	9-	1	.900
1976-77	9-	2	.838
1977-78	11-	2	.846
1978-79*	8-	2	.800
1979-80*	4-	5	.444
1980-81*	3-	4	.429
1981-82*	10-	2	.833
1982-83	13-	0	1.000
1983-84	10-	4	.714
1984-85	9-	5	.643
1985-86	8-	5	.615
1986-87	11-	3	.786
1987-88	10-	3	.769
1988-89	8-	7	.533
1989-90	9-	4	.692
1990-91	11-	3	.786
1991-92	9-	4	.692
1992-93	10-	3	.769
1993-94	4-	9	.308
1994-95	4-	8	.333
Totals	177-	79	.691


*also 1-1 in 1978-79, 0-2 in 1979-80, 0-4 in 1980-81 and 0-1 in 1981-82 at the Anaheim Convention Center




RADIO-TV ROSTER



10 Ali
Nayab
G Jr. 5-10 160
San Diego
Southwestern JC
(ahl-LEE NIGH-ab)




12 Chris
Dade
G So. 6-2 195
San Diego
El Camino HS




14 Kenroy
Jarrett
G Fr. 5-10 155
29 Palms
29 Palms HS




15 Dirk
Rassloff
C Jr. 6-9 245
Offenbach, Germany
Fairleigh Dickinson




22 Chuck
Overton
G Sr. 6-3 180
Tucson, AZ
Salt Lake City CC




24 Chris
St. Clair
G Jr. 6-0 170
La Habra
Sonora HS




25 Wyki
Tyson
F RS 6-8 230
Troy, Michigan
Eastern Kentucky
(WHY-kee tyson)




31 Andy
Hinkle
F So. 6-6 185
Placentia
El Dorado HS




32 Brian
Thomas
G Jr. 6-3 175
Monroe, LA
Navarro JC




33 David
Ng
F Jr. 6-8 205
Rosemead
East L.A. JC
(david ENG)




34 John
Williams
F Jr. 6-5 220
Moreno Valley
Mt. San Jacinto JC




41 Maurice
Madison
G-F So. 6-5 190
Milwaukee, WI
Northeastern Illinois



42 Mark
Richardson
F Fr. 6-7 215
Fort Wayne, IN
Bishop Dwenger HS



44 DeVaughn
Wright
F So. 6-6 215
Fountain Valley
Mater Dei HS



Bob Hawking
Head Coach
CSU Northridge '71
2nd year

1995-96 Cal State Fullerton Basketball Schedule

<u>DAY</u>	<u>DATE</u>	<u>OPPONENT</u>	<u>LOCAL TIME</u>
Mon.	Nov. 6	High Five America	7:05 p.m.
Mon.	Nov. 20	Arab Nationals	7:05 p.m.
Tue.	Nov. 28	at UCLA	7:35 p.m.
Sat.	Dec. 2	at Cal State Northridge	7:30 p.m.
Tue.	Dec. 5	at San Diego State	7:00 p.m.
Sat.	Dec. 9	Gonzaga	7:05 p.m.
Sat.	Dec. 16	Loyola Marymount (DH) ..	7:05 p.m.
Fri.	Dec. 22	at San Francisco	7:00 p.m.
Wed.	Dec. 27	at Utah	7:30 p.m.
Sat.	Dec. 30	Montana (DH)	7:05 p.m.
Tue.	Jan. 2	San Jose State*	7:05 p.m.
Thu.	Jan. 4	Pacific*	7:05 p.m.
Mon.	Jan. 8	at UC Santa Barbara*	7:35 p.m.
Wed.	Jan. 10	at Long Beach State*	7:35 p.m.
Sat.	Jan. 13	UC Irvine*	7:05 p.m.

<u>DAY</u>	<u>DATE</u>	<u>OPPONENT</u>	<u>LOCAL TIME</u>
Thu.	Jan. 18	UNLV*	7:05 p.m.
Sat.	Jan. 20	New Mexico State*	7:05 p.m.
Thu.	Jan. 25	at Utah State*	7:05 p.m.
Sat.	Jan. 27	at Nevada*	7:35 p.m.
Thu.	Feb. 1	Long Beach State*	7:05 p.m.
Sat.	Feb. 3	UC Santa Barbara*	7:05 p.m.
Sat.	Feb. 10	at UC Irvine*	7:00 p.m.
Thu.	Feb. 15	at New Mexico State*	7:35 p.m.
Sat.	Feb. 17	at UNLV*	8:05 p.m.
Thu.	Feb. 22	Nevada*	7:05 p.m.
Sat.	Feb. 24	Utah State*	7:05 p.m.
Thu.	Feb. 29	at Pacific*	7:35 p.m.
Sun.	Mar. 3	at San Jose State*	1:00 p.m.
Fri.	Mar. 8	at Big West Tourney in Reno	tba

*Big West Conference DH doubleheader w/women

